ABB BALDOR RELIANCE

Customer information packet

CESSWDM3615T-5

5HP, 1750RPM, 3PH, 60HZ, 184TC, 3646M, TEFC, F1
Class - None
Division - Not Applicable

Copyright © All product information within this document is subject to ABB Motors and Mechanical Inc. copyright © protection, unless otherwise noted.
11/27/2026 11:00:13 AM

Specifications

Enclosure	TEFC
Frame	184TC
Frame Material	Stainless Steel
Frequency	60.00 Hz
Haz Area Class and Group	None
Haz Area Division	Not Applicable
Motor Letter Type	Three Phase
Output @ Frequency	5.000 HP @ 60 HZ
Phase	3
Synchronous Speed @ Frequency	1800 RPM @ 60 HZ
Voltage @ Frequency	575.0 V @ 60 HZ
Ambient Temperature	40 °C
Auxiliary Box	NO AUXILLARY BOX
Auxiliary Box Lead Termination	None
Base Indicator	Rigid
Bearing Grease Type	Polyrex EM (-20F +300F)
Blower	None
Current @ Voltage	5.200 A @ 575.0 V
Design Code	B
Drip Cover	No Drip Cover
Duty Rating	CONT
Efficiency @ 100% Load	89.5 %
Electrically Isolated Bearing	Not Electrically Isolated
Feedback Device	NO FEEDBACK
Front Face Code	Standard
Front Shaft Indicator	None
Heater Indicator	No Heater
High Voltage Full Load Amps	5.2 a
Insulation Class	F
Inverter Code	Inverter Ready
KVA Code	J
Lifting Lugs	No Lifting Lugs

Part Detail

Revision	W
Type	AC
Mech. spec.	36L738
Base	
Status	PRD/A
Elec. spec.	36WGR058
Layout	36LYL738
Eff. date	11-24-2025
CD Diagram	CD0006
Poles	04
Leads	3#16
Proprietary	False
Created date	02-07-2013

Locked Bearing Indicator	Locked Bearing
Motor Lead Exit	Ko Box
Motor Lead Quantity/Wire Size	3 @ 16 AWG
Motor Lead Termination	Flying Leads
Motor Standards	NEMA
Motor Type	3646M
Mounting Arrangement	F1
Number of Poles	4
Overall Length	18.32 IN
Power Factor	81
Product Family	Wash Down All Stainless Steel
Pulley End Bearing Type	Ball
Pulley Face Code	C-Face
Pulley Shaft Indicator	Standard
Rodent Screen	None
Service Factor	1.15
Shaft Diameter	1.125 IN
Shaft Extension Location	Pulley End
Shaft Ground Indicator	No Shaft Grounding
Shaft Rotation	Reversible
Shaft Slinger Indicator	No Slinger
Speed	1750 rpm
Speed Code	Single Speed
Starting Method	Direct on line
Thermal Device - Bearing	None
Thermal Device - Winding	None
Vibration Sensor Indicator	No Vibration Sensor
Winding Thermal 1	None
Winding Thermal 2	None

Nameplate

NP1953B05							
CAT.NO.	CESSWDM3615T-5						
SPEC.	36L738R058G2						
HP	5						
VOLTS	575						
AMP	5.2						
RPM	1750						
FRAME	184TC	**HZ**	60		**PH**	3	
SER.F.	1.15	**CODE**	J	**DES**	A	**CLASS**	F
NEMA-NOM-EFF	89.5	**PF**	81				
RATING	40C AMB-CONT						
CC	010A	**USABLE AT 208V**			N/A		
DE	6206	**ODE**	6205				
ENCL	TEFC	**SN**					
	4:1CT 20:1VT						

AC Induction Motor Performance Data
Record # 42690
Typical performance - not guaranteed values

Winding: 36WGR058-R001	**Type:** 3646M	**Enclosure:** TEFC

Nameplate Data				**575 V, 60 Hz: High Voltage Connection**	
Rated Output (HP)			5	**Full Load Torque**	15 LB-FT
Volts			575	**Start Configuration**	direct on line
Full Load Amps			5.2	**Breakdown Torque**	50.7 LB-FT
R.P.M.			1750	**Pull-up Torque**	28.3 LB-FT
Hz	60	**Phase**	3	**Locked-rotor Torque**	33 LB-FT
NEMA Design Code	A	**KVA Code**	J	**Starting Current**	39.5 A
Service Factor (S.F.)			1.15	**No-load Current**	2.4 A
NEMA Nom. Eff.	89.5	**Power Factor**	81	**Line-line Res. @ 25ºC**	3.61 Ω
Rating - Duty			40C AMB-CONT	**Temp. Rise @ Rated Load**	87°C
S.F. Amps				**Temp. Rise @ S.F. Load**	106°C

Load Characteristics 575 V, 60 Hz, 5 HP

% of Rated Load	**25**	**50**	**75**	**100**	**125**	**150**	**S.F.**
Power Factor	41	63	74	80	83	84	82
Efficiency	86.1	90.2	90.9	89.8	88.4	86.9	89
Speed	1789	1777	1764	1749	1734	1716	1740
Line amperes	2.68	3.31	4.18	5.19	6.39	7.73	5.91

ABB Motors and Mechanical Inc.

WINDING # 36WGR058

5 HP 3 PH 60 HZ 1750 RPM 575 V 3646M

Typical performance - not guaranteed values.

TORQUES(LB-FT): PO=50.7 PU=28.3 LR=33 LRA=39.5

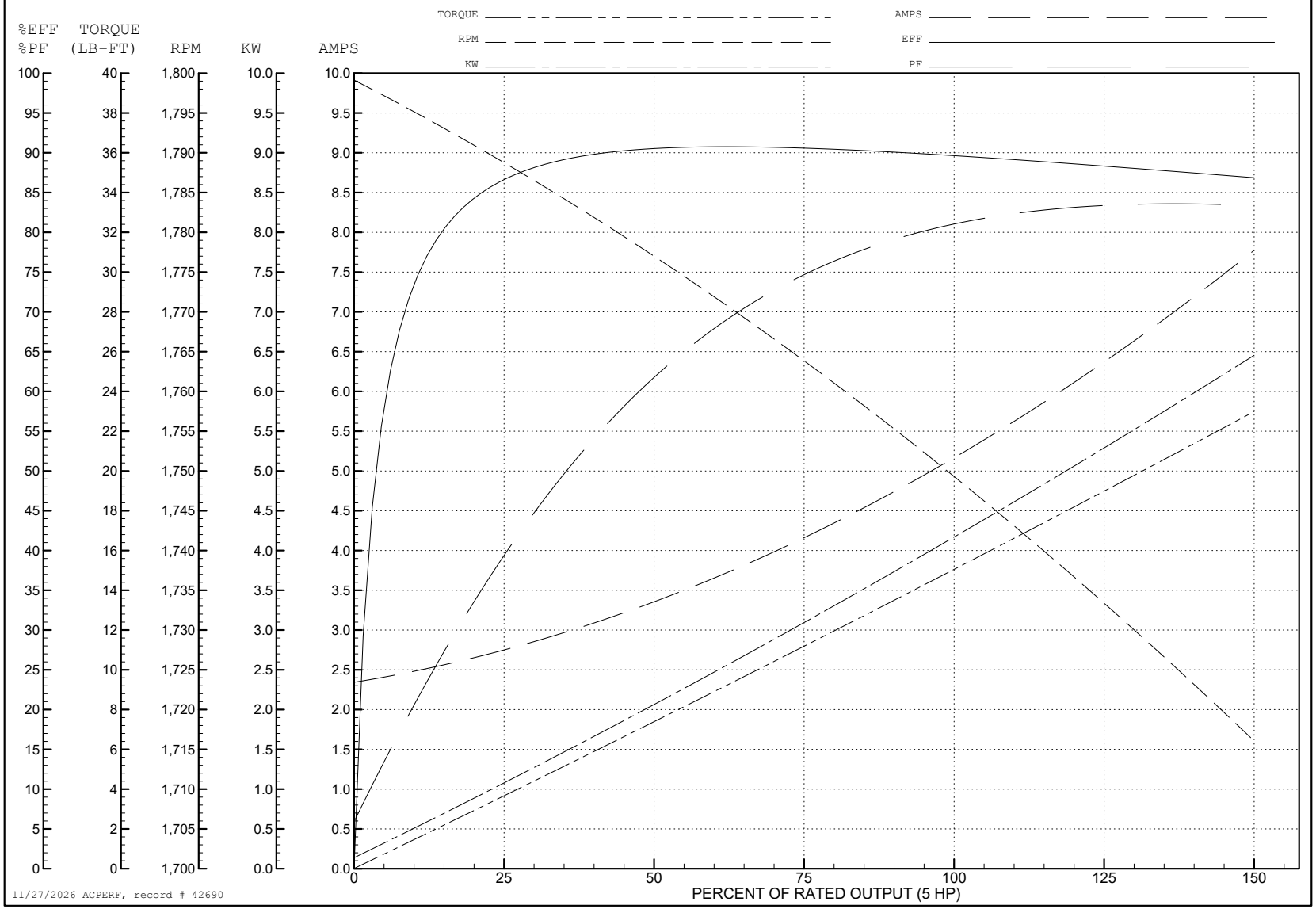

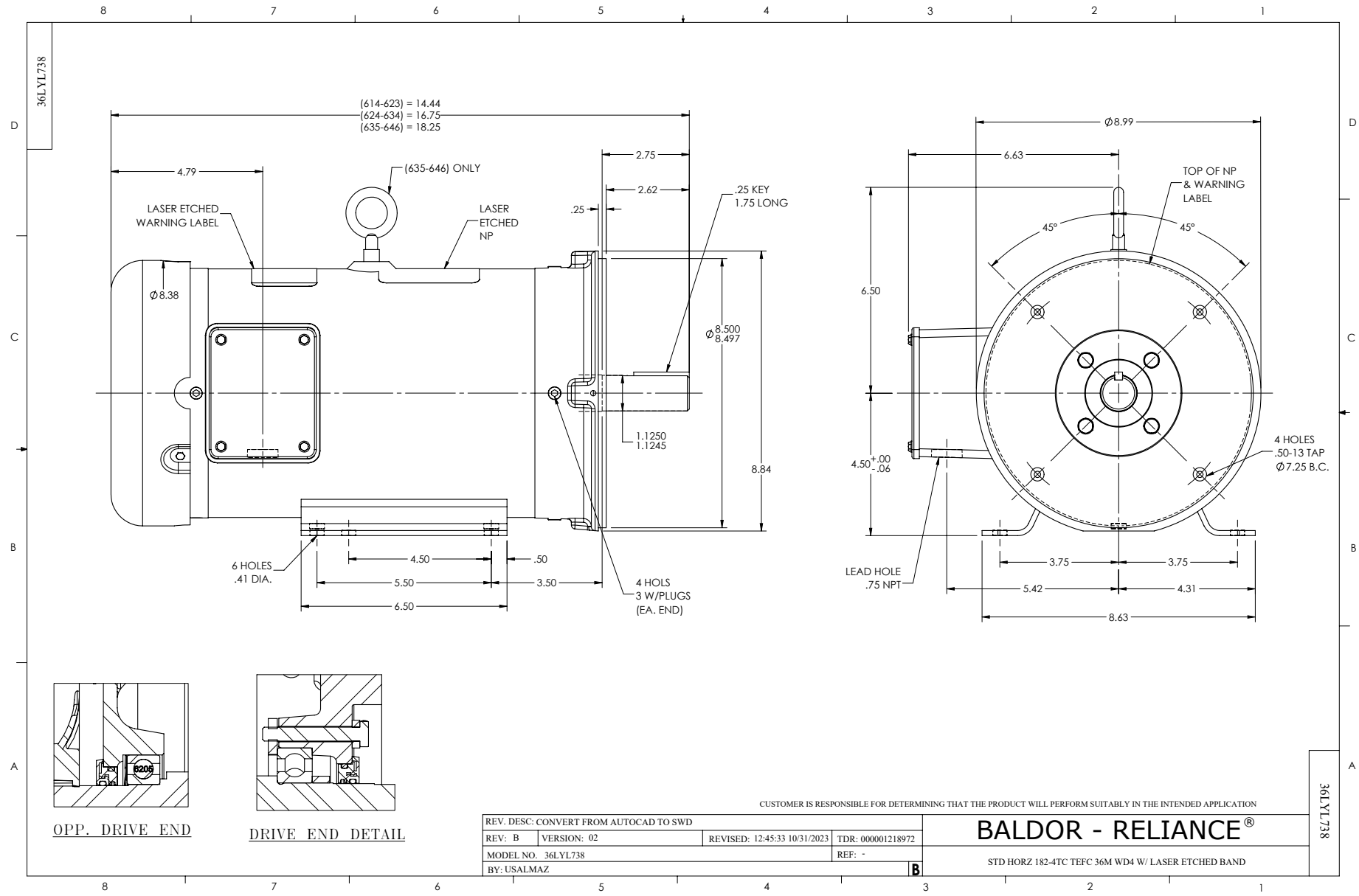
36LYL738
(614-623) = 14.44
(624-634) = 16.75
(635-646) = 18.25
4.79
(635-646) ONLY
2.75
2.62
.25
.25 KEY
1.75 LONG
LASER ETCHED WARNING LABEL
LASER ETCHED NP
Ø8.38
Ø8.500
8.497
1.1250
1.1245
8.84
6 HOLES
.41 DIA.
4.50
.50
5.50
3.50
6.50
4 HOLS
3 W/PLUGS
(EA. END)
Ø8.99
6.63
TOP OF NP
& WARNING
LABEL
45°
45°
6.50
4.50 +.00 -.06
4 HOLES
.50-13 TAP
Ø7.25 B.C.
LEAD HOLE
.75 NPT
3.75
3.75
5.42
4.31
8.63
OPP. DRIVE END
DRIVE END DETAIL
CUSTOMER IS RESPONSIBLE FOR DETERMINING THAT THE PRODUCT WILL PERFORM SUITABLY IN THE INTENDED APPLICATION
REV. DESC: CONVERT FROM AUTOCAD TO SWD
REV: B
VERSION: 02
REVISED: 12:45:33 10/31/2023
TDR: 000001218972
MODEL NO. 36LYL738
REF: -
BY: USALMAZ
B
BALDOR - RELIANCE®
STD HORZ 182-4TC TEFC 36M WD4 W/ LASER ETCHED BAND
36LYL738

CD0006

TYPICAL WYE–CONNECTED MOTOR

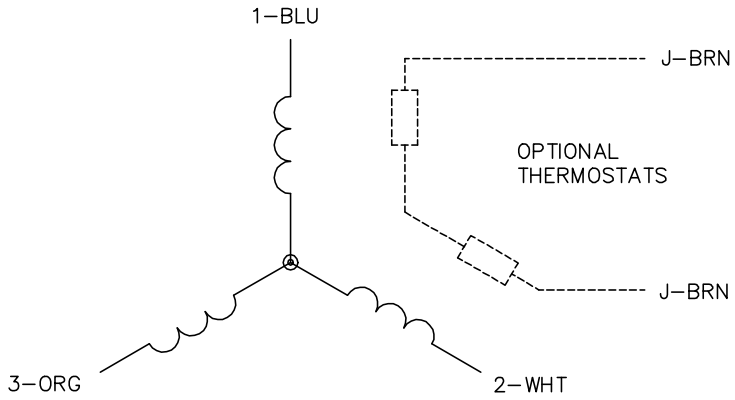

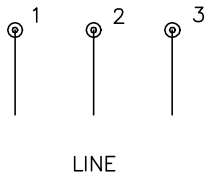

TYPICAL DELTA–CONNECTED MOTOR

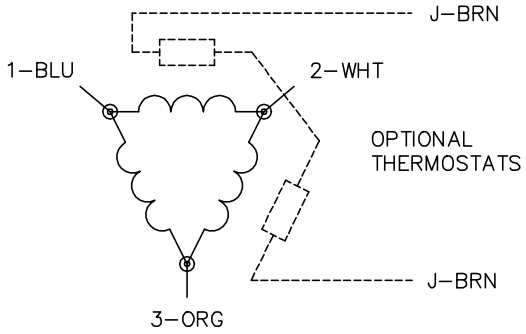

NOTES:

1. THREE LEAD MOTOR MAY BE EITHER WYE CONNECTED OR DELTA CONNECTED.
2. INTERCHANGE ANY TWO LINE LEADS TO REVERSE ROTATION.
3. OPTIONAL THERMOSTATS ARE PROVIDED WHEN SPECIFIED.
4. ACTUAL NUMBER OF INTERNAL PARALLEL CIRCUITS MAY VARY.
5. LEAD COLORS ARE OPTIONAL. LEADS MUST BE NUMBERED AS SHOWN.

CD0006

REV. DESC: ADD CLASS CONN00000007		
REV. LTR: E	VERSION: 01	TDR: 000001099922
FILE: \AAA\00005\141	REVISED: 10:24:49 02/19/2019	BY: ENBRIR0
MTL: –		

BALDOR - RELIANCE®

3PH, SV, 3 LEADS, WYE OR DELTA CONNECTED

SH 1 of 1