

BALDOR • RELIANCE

Customer information packet

CESSWDM3558T

2HP, 1765RPM, 3PH, 60HZ, 143TC, 3528M, TEFC, F1

Class - None

Division - Not Applicable

Specifications

Enclosure	TEFC
Frame	143TC
Frame Material	Stainless Steel
Frequency	60.00 Hz
Haz Area Class and Group	None
Haz Area Division	Not Applicable
Motor Letter Type	Three Phase
Output @ Frequency	2.000 HP @ 60 HZ
Phase	3
Synchronous Speed @ Frequency	1800 RPM @ 60 HZ
Voltage @ Frequency	230.0 V @ 60 HZ 460.0 V @ 60 HZ
Agency Approvals	CSA EEV NEMA PREMIUM NEMA_PREMIUM UR
Ambient Temperature	40 °C
Auxillary Box	No Auxillary Box
Auxillary Box Lead Termination	None
Base Indicator	Rigid
Bearing Grease Type	Polyrex EM (-20F +300F)
Blower	None
Current @ Voltage	5.600 A @ 208.0 V 5.300 A @ 230.0 V 2.650 A @ 460.0 V
Design Code	B
Drip Cover	No Drip Cover
Duty Rating	CONT
Efficiency @ 100% Load	86.5 %
Electrically Isolated Bearing	Not Electrically Isolated
Feedback Device	NO FEEDBACK
Front Shaft Indicator	None

Part detail

Revision	F
Type	AC
Mech. spec.	35VV818
Base	
Status	PRD/A
Elec. spec.	35WGZ821
Layout	35LYVV818
Eff. date	06-14-2024
CD Diagram	CD0005
Poles	04
Leads	9#18
Proprietary	False
Created date	11-23-2021

Heater Indicator	No Heater
High Voltage Full Load Amps	2.7 a
Insulation Class	H
Inverter Code	Inverter Duty
KVA Code	K
Lifting Lugs	No Lifting Lugs
Locked Bearing Indicator	Locked Bearing
Motor Lead Quantity/Wire Size	9 @ 18 AWG
Motor Lead Termination	Flying Leads
Motor Standards	NEMA
Motor Type	3528M
Mounting Arrangement	F1
Number of Poles	4
Overall Length	13.42 IN
Power Factor	81
Product Family	Wash Down All Stainless Steel
Pulley End Bearing Type	Sealed Bearing
Pulley Face Code	C-Face
Pulley Shaft Indicator	Standard
Rodent Screen	None
Service Factor	1.15
Shaft Diameter	0.875 IN
Shaft Ground Indicator	No Shaft Grounding
Shaft Rotation	Reversible
Shaft Slinger Indicator	No Slinger
Speed	1765 rpm
Speed Code	Single Speed
Starting Method	Direct on line
Thermal Device - Bearing	None
Thermal Device - Winding	None
Vibration Sensor Indicator	No Vibration Sensor
Winding Thermal 1	None
Winding Thermal 2	None

Nameplate

NP1953A01									
CAT.NO.	CESSWDM3558T								
SPEC.	35VV818Z821G1								
HP	2								
VOLTS	230/460								
AMP	5.6/2.8								
RPM	1760								
FRAME	143TC		HZ	60		PH	3		
SER.F.	1.15	CODE	K	DES	B	CLASS	H		
NEMA-NOM-EFF	86.5	PF	81						
RATING	40C AMB-CONT								
CC	010A								
DE	6205	ODE	6203						
ENCL	TEFC	SN							
	4:1CT 4:1VT								

AC Induction Motor Performance Data

Record # 87359

Preliminary Data Sheet

Winding: 35WGZ821-R001		Type: 3528M	Enclosure: TEFC	
Nameplate Data			460 V, 60 Hz: High Voltage Connection	
Rated Output (HP)		2	Full Load Torque	5.97 LB-FT
Volts		230/460	Start Configuration	direct on line
Full Load Amps		5.6/2.8	Breakdown Torque	21 LB-FT
R.P.M.		1760	Pull-up Torque	11.9 LB-FT
Hz	60 Phase	3	Locked-rotor Torque	15.1 LB-FT
NEMA Design Code	B KVA Code	K	Starting Current	22.5 A
Service Factor (S.F.)		1.15	No-load Current	1.55 A
NEMA Nom. Eff.	86.5 Power Factor	81	Line-line Res. @ 25°C	9.54 Ω
Rating - Duty		40C AMB-CONT	Temp. Rise @ Rated Load	64°C
S.F. Amps		6.3/3.15	Temp. Rise @ S.F. Load	77°C
			Locked-rotor Power Factor	57.9
			Rotor inertia	0.202 LB-FT ²

Load Characteristics 460 V, 60 Hz, 2 HP

% of Rated Load	25	50	75	100	125	150	S.F.
Power Factor	36	57	70	78	82	85	83
Efficiency	79.5	86.2	87.4	87	85.7	83.9	86.3
Speed	1791	1782	1772	1762	1750	1738	1758
Line amperes	1.64	1.91	2.3	2.78	3.33	3.94	3.02

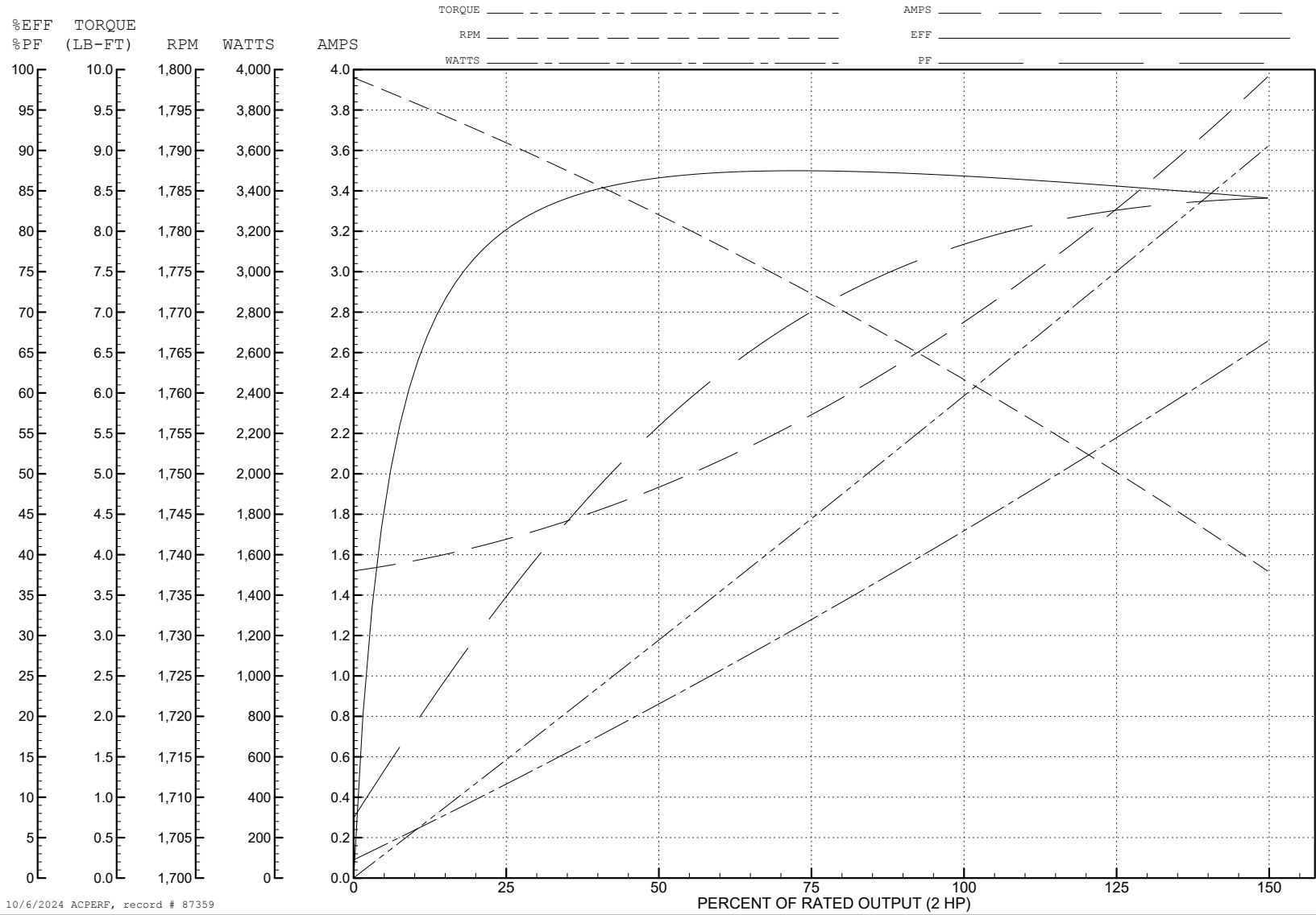
ABB Motors and Mechanical Inc.

WINDING # 35WGZ821

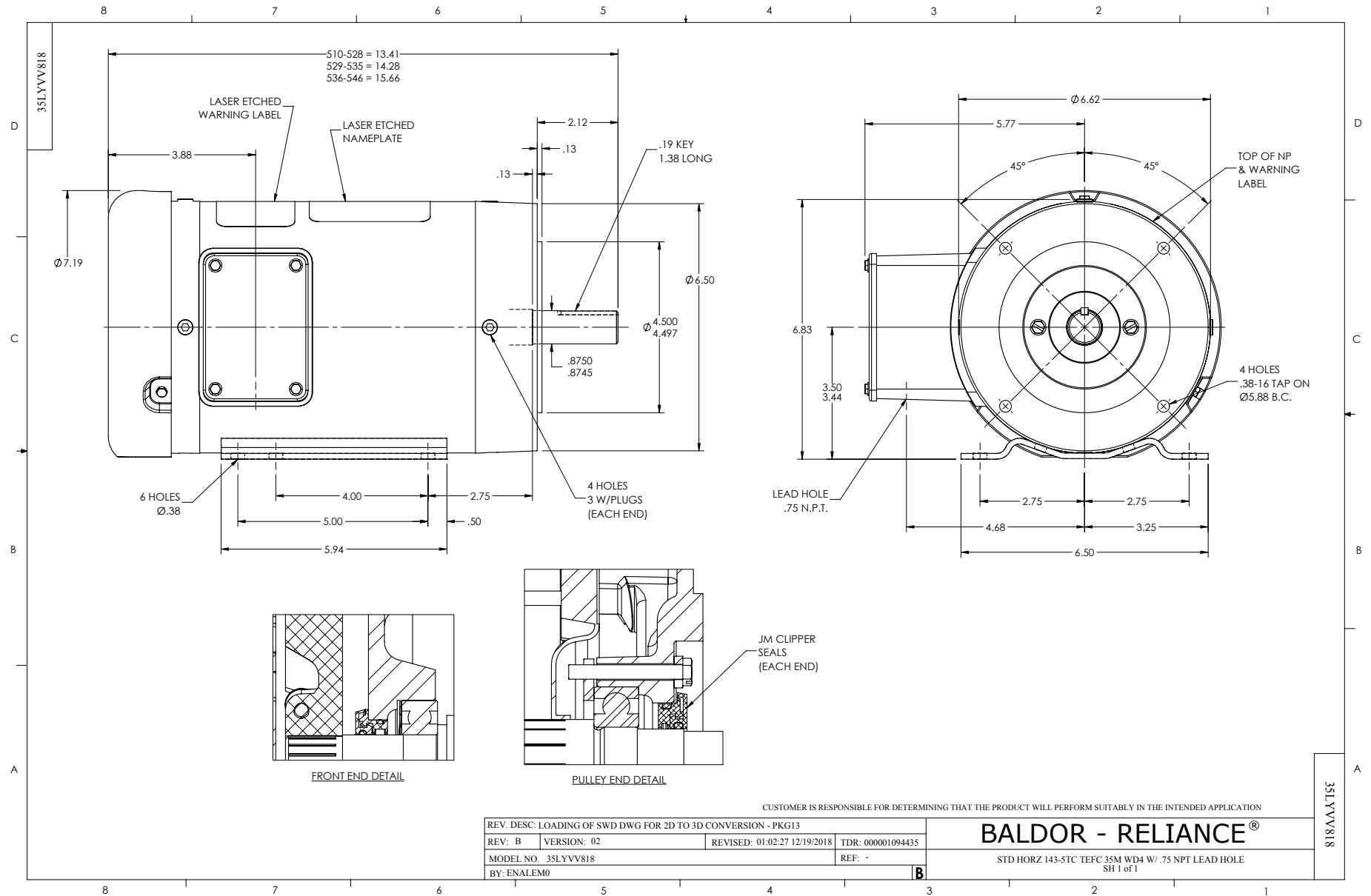
Typical performance - not guaranteed values.

2 HP 3 PH 60 HZ 1760 RPM 460 V 3528M

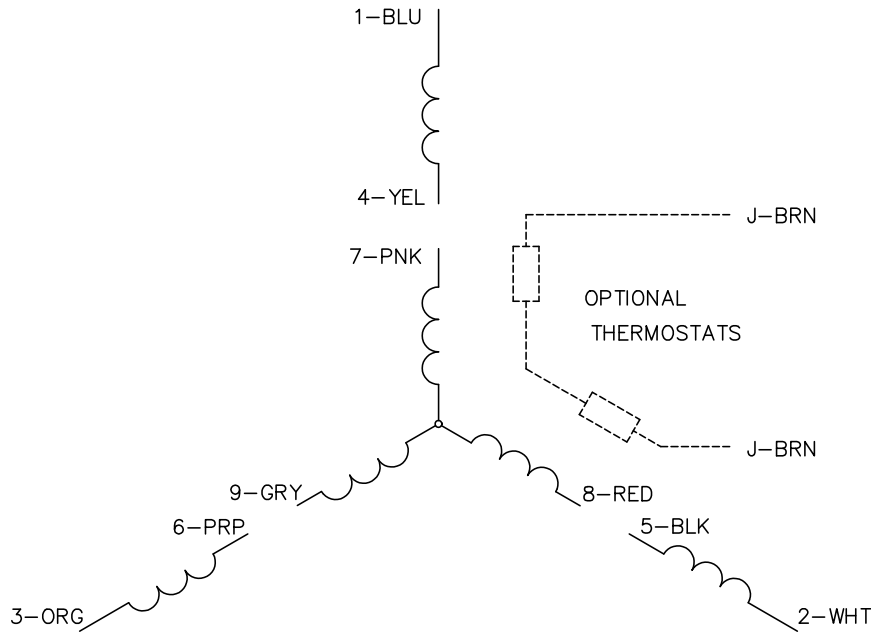
TORQUES (LB-FT): PO=21 PU=11.9 LR=15.1 LRA=22.5



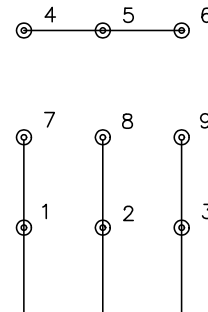
10/6/2024 ACPERF, record # 87359



CD0005

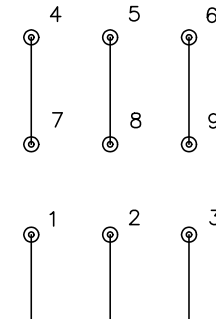


LOW VOLTAGE (2Y)



LINE

HIGH VOLTAGE (1Y)



LINE

NOTES:

1. INTERCHANGE ANY TWO LINE LEADS TO REVERSE ROTATION.
2. OPTIONAL THERMOSTATS ARE PROVIDED WHEN SPECIFIED.
3. ACTUAL NUMBER OF INTERNAL PARALLEL CIRCUITS MAY BE A MULTIPLE OF THOSE SHOWN ABOVE.
4. LEAD COLORS ARE OPTIONAL. LEADS MUST ALWAYS BE NUMBERED AS SHOWN.

CD0005

REV. DESC: REVISE TO SHOW OPTIONAL COLORS			
REV. LTR: E	BY: JLP	REVISED: 01/19/99 10:15	TDR: 0171435
S00000		FILE: AAA00005140	MDL: -
		MTL: -	

BALDOR ELECTRIC Co.

3PH, DV, 9 LEADS