ABB BALDOR RELIANCE

Customer information packet

CESSWDM23933T-5

15HP, 1765RPM, 3PH, 60HZ, 254TC, 3956M, TEFC, F
Class -
Division - Not Applicable

Copyright © All product information within this document is subject to ABB Motors and Mechanical Inc. copyright © protection, unless otherwise noted.
11/24/2026 9:17:40 PM

Specifications

Enclosure	TEFC
Frame	254TC
Frame Material	Stainless Steel
Frequency	60.00 Hz
Haz Area Division	Not Applicable
Motor Letter Type	Three Phase
Output @ Frequency	15.000 HP @ 60 HZ
Phase	3
Synchronous Speed @ Frequency	1800 RPM @ 60 HZ
Voltage @ Frequency	575.0 V @ 60 HZ
Ambient Temperature	40 °C
Auxiliary Box	NO AUXILLARY BOX
Auxiliary Box Lead Termination	None
Base Indicator	Rigid
Bearing Grease Type	Polyrex EM (-20F +300F)
Blower	None
Current @ Voltage	14.200 A @ 575.0 V
Design Code	A
Drip Cover	No Drip Cover
Duty Rating	CONT
Efficiency @ 100% Load	92.4 %
Electrically Isolated Bearing	Not Electrically Isolated
Feedback Device	NO FEEDBACK
Front Face Code	Standard
Front Shaft Indicator	None
Heater Indicator	No Heater
High Voltage Full Load Amps	14.2 a
Insulation Class	F
Inverter Code	Not Inverter
KVA Code	H
Lifting Lugs	Standard Lifting Lugs
Locked Bearing Indicator	Locked Bearing

Part Detail

Revision	AF
Type	AC
Mech. spec.	39E119
Base	
Status	PRD/A
Elec. spec.	39WGX761
Layout	39LYE119
Eff. date	06-04-2026
CD Diagram	CD0006
Poles	04
Leads	3#12
Proprietary	False
Created date	02-02-2011

Motor Lead Exit	Ko Box
Motor Lead Quantity/Wire Size	3 @ 12 AWG
Motor Lead Termination	Flying Leads
Motor Standards	NEMA
Motor Type	3956M
Mounting Arrangement	F1
Number of Poles	4
Overall Length	24.67 IN
Power Factor	85
Product Family	Wash Down All Stainless Steel
Pulley End Bearing Type	Sealed Bearing
Pulley Face Code	Standard
Pulley Shaft Indicator	Standard
Rodent Screen	None
Service Factor	1.15
Shaft Diameter	1.625 IN
Shaft Extension Location	Pulley End
Shaft Ground Indicator	No Shaft Grounding
Shaft Rotation	Reversible
Shaft Slinger Indicator	No Slinger
Speed	1765 rpm
Speed Code	Single Speed
Starting Method	Direct on line
Thermal Device - Bearing	None
Thermal Device - Winding	None
Vibration Sensor Indicator	No Vibration Sensor
Winding Thermal 1	None
Winding Thermal 2	None

Nameplate

NP1953D05								
CAT.NO.	CESSWDM23933T-5							
SPEC.	39E119X761G1							
HP	15							
VOLTS	575							
AMP	14.2							
RPM	1765							
FRAME	254TC	**HZ**	60			**PH**	3	
SER.F.	1.15	**CODE**	H	**DES**	A	**CLASS**	F	
NEMA-NOM-EFF	92.4	**PF**	85					
RATING	40C AMB-CONT							
CC	010A	**USABLE AT 208V**				N/A		
DE	6309	**ODE**	6208					
ENCL	TEFC	**SN**						
	2:1 CT/10:1 VT							

AC Induction Motor Performance Data
Record # 33432
Typical performance - not guaranteed values

Winding: 39WGX761-R001	**Type:** 3956M	**Enclosure:** TEFC

Nameplate Data				**575 V, 60 Hz: Single Voltage Motor**	
Rated Output (HP)			15	**Full Load Torque**	44.6 LB-FT
Volts			575	**Start Configuration**	direct on line
Full Load Amps			14.2	**Breakdown Torque**	178 LB-FT
R.P.M.			1765	**Pull-up Torque**	57.2 LB-FT
Hz	60	**Phase**	3	**Locked-rotor Torque**	84.2 LB-FT
NEMA Design Code	A	**KVA Code**	H	**Starting Current**	103 A
Service Factor (S.F.)			1.15	**No-load Current**	5.78 A
NEMA Nom. Eff.	92.4	**Power Factor**	85	**Line-line Res. @ 25ºC**	0.796 Ω
Rating - Duty			40C AMB-CONT	**Temp. Rise @ Rated Load**	65°C
S.F. Amps				**Temp. Rise @ S.F. Load**	80°C
				Locked-rotor Power Factor	31.9
				Rotor inertia	2.45 LB-FT2

Load Characteristics 575 V, 60 Hz, 15 HP

% of Rated Load	**25**	**50**	**75**	**100**	**125**	**150**	**S.F.**
Power Factor	48	70	81	85	87	88	86
Efficiency	87.2	91.2	92.6	92.8	91.8	90.8	92.2
Speed	1792	1785	1777	1769	1760	1748	1764
Line amperes	6.74	8.72	11.2	14.2	17.5	21.7	16.2

ABB Motors and Mechanical Inc.

WINDING # 39WGX761

15 HP 3 PH 60 HZ 1765 RPM 575 V 3956M

Typical performance - not guaranteed values.

TORQUES(LB-FT): PO=178 PU=57.2 LR=84.2 LRA=103

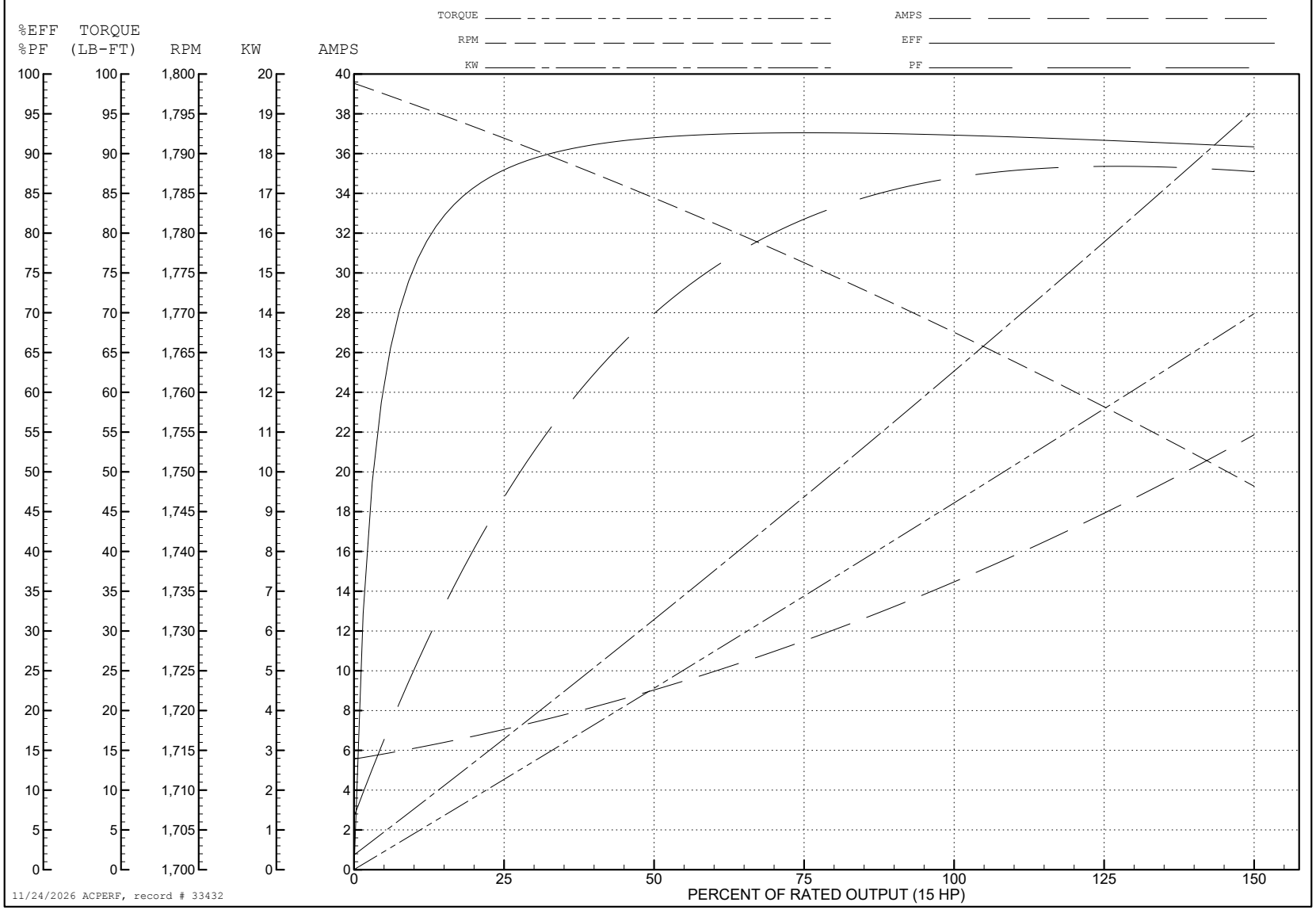

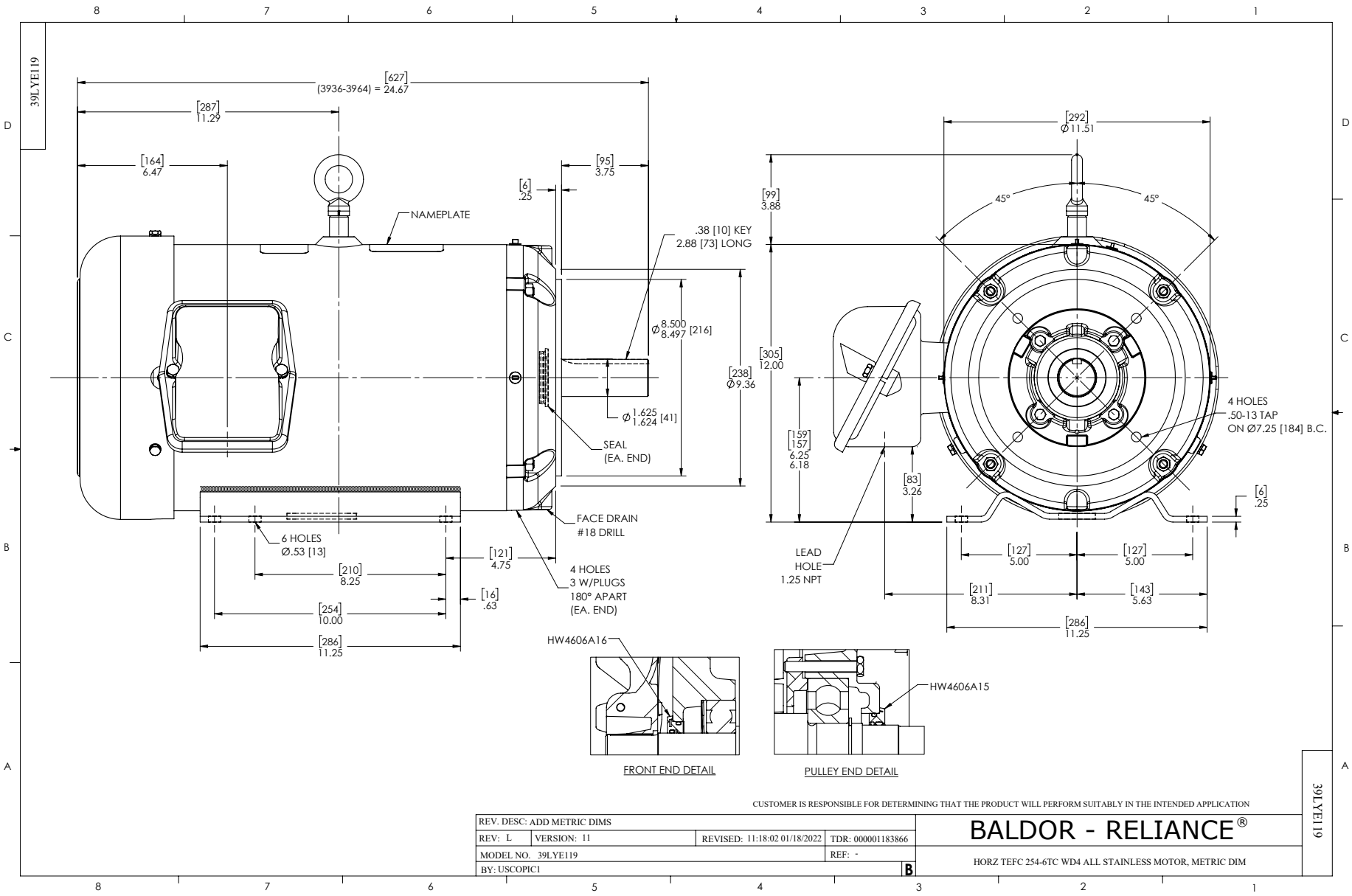
39LYE119
[627]
(3936-3964) = 24.67
[287]
11.29
[164]
6.47
[95]
3.75
[6]
.25
NAMEPLATE
.38 [10] KEY
2.88 [73] LONG
Ø 8.500
8.497 [216]
Ø 1.625
1.624 [41]
SEAL
(EA. END)
[238]
Ø9.36
FACE DRAIN
#18 DRILL
6 HOLES
Ø.53 [13]
[121]
4.75
[210]
8.25
[16]
.63
[254]
10.00
[286]
11.25
4 HOLES
3 W/PLUGS
180° APART
(EA. END)
[292]
Ø11.51
45°
45°
[99]
3.88
[305]
12.00
[159]
[157]
6.25
6.18
[83]
3.26
4 HOLES
.50-13 TAP
ON Ø7.25 [184] B.C.
[6]
.25
LEAD
HOLE
1.25 NPT
[127]
5.00
[127]
5.00
[211]
8.31
[143]
5.63
[286]
11.25
HW4606A16
HW4606A15
FRONT END DETAIL
PULLEY END DETAIL
CUSTOMER IS RESPONSIBLE FOR DETERMINING THAT THE PRODUCT WILL PERFORM SUITABLY IN THE INTENDED APPLICATION
REV. DESC: ADD METRIC DIMS
REV: L
VERSION: 11
REVISED: 11:18:02 01/18/2022
TDR: 000001183666
MODEL NO. 39LYE119
REF: -
BY: USCOPIC1
B
BALDOR - RELIANCE®
HORZ TEFC 254-6TC WD4 ALL STAINLESS MOTOR, METRIC DIM
39LYE119

CD0006

TYPICAL WYE–CONNECTED MOTOR

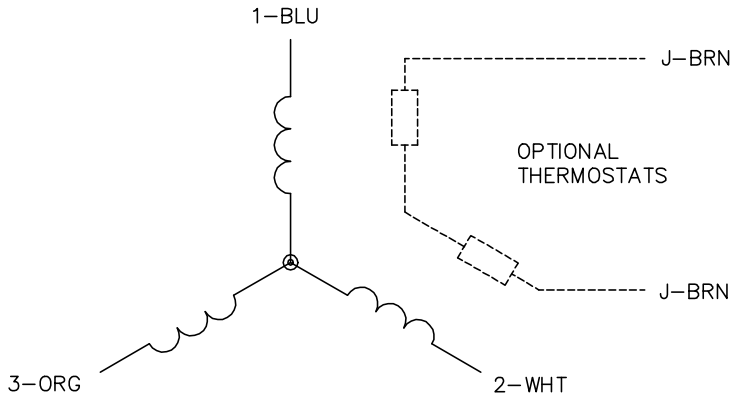

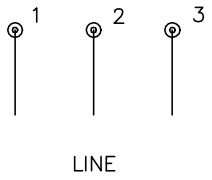

TYPICAL DELTA–CONNECTED MOTOR

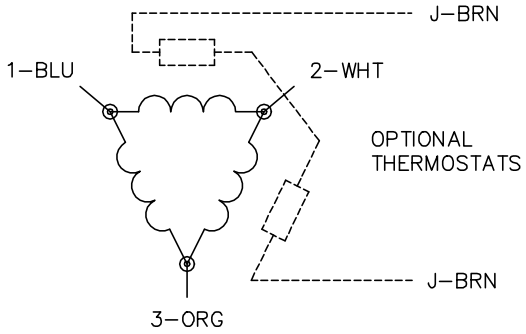

NOTES:

1. THREE LEAD MOTOR MAY BE EITHER WYE CONNECTED OR DELTA CONNECTED.
2. INTERCHANGE ANY TWO LINE LEADS TO REVERSE ROTATION.
3. OPTIONAL THERMOSTATS ARE PROVIDED WHEN SPECIFIED.
4. ACTUAL NUMBER OF INTERNAL PARALLEL CIRCUITS MAY VARY.
5. LEAD COLORS ARE OPTIONAL. LEADS MUST BE NUMBERED AS SHOWN.

CD0006

REV. DESC: ADD CLASS CONN00000007			BALDOR - RELIANCE®
REV. LTR: E	VERSION: 01	TDR: 000001099922	
FILE: \AAA\00005\141	REVISED: 10:24:49 02/19/2019	BY: ENBRIR0	3PH, SV, 3 LEADS, WYE OR DELTA CONNECTED
MTL: –			SH 1 of 1