Customer information packet

CEM3555

2HP, 3490RPM, 3PH, 60HZ, 3526M, N
Class - None
Division - Not Applicable

Copyright © All product information within this document is subject to ABB Motors and Mechanical Inc. copyright © protection, unless otherwise noted.
11/23/2026 3:04:33 AM

Specifications

Enclosure	TEFC
Frame	56C
Frame Material	Steel
Frequency	60.00 Hz
Haz Area Class and Group	None
Haz Area Division	Not Applicable
Motor Letter Type	Three Phase
Output @ Frequency	2.000 HP @ 60 HZ
Phase	3
Synchronous Speed @ Frequency	3600 RPM @ 60 HZ
Voltage @ Frequency	230.0 V @ 60 HZ
	460.0 V @ 60 HZ
Agency Approvals	NEMA PREMIUM
	CURUSEEV
Ambient Temperature	40 °C
Auxiliary Box	NO AUXILLARY BOX
Auxiliary Box Lead Termination	None
Base Indicator	Rigid
Bearing Grease Type	Polyrex EM (-20F +300F)
Blower	None
Current @ Voltage	2.500 A @ 460.0 V
	5.000 A @ 230.0 V
	5.300 A @ 208.0 V
Design Code	B
Drip Cover	No Drip Cover
Duty Rating	CONT
Efficiency @ 100% Load	85.5 %
Electrically Isolated Bearing	Not Electrically Isolated
Feedback Device	NO FEEDBACK
Front Face Code	Standard
Front Shaft Indicator	None
Heater Indicator	No Heater

Part Detail

Revision	R
Type	AC
Mech. spec.	35T942
Base	
Status	PRD/A
Elec. spec.	35WGM774
Layout	35LYT942
Eff. date	09-10-2026
CD Diagram	CD0005
Poles	02
Leads	9#18
Proprietary	False
Created date	07-19-2010

High Voltage Full Load Amps	2.5 a
Insulation Class	F
Inverter Code	Inverter Ready
KVA Code	M
Lifting Lugs	No Lifting Lugs
Locked Bearing Indicator	Locked Bearing
Motor Lead Exit	Ko Box
Motor Lead Quantity/Wire Size	9 @ 18 AWG
Motor Lead Termination	Flying Leads
Motor Standards	NEMA
Motor Type	3526M
Mounting Arrangement	F1
Number of Poles	2
Overall Length	13.23 IN
Power Factor	88
Product Family	General Purpose
Pulley End Bearing Type	Ball
Pulley Face Code	C-Face
Pulley Shaft Indicator	Standard
Rodent Screen	None
RoHS Status	ROHS COMPLIANT
Service Factor	1.15
Shaft Diameter	0.625 IN
Shaft Extension Location	Pulley End
Shaft Ground Indicator	No Shaft Grounding
Shaft Rotation	Reversible
Shaft Slinger Indicator	No Slinger
Speed	3490 rpm
Speed Code	Single Speed
Starting Method	Direct on line
Thermal Device - Bearing	None
Thermal Device - Winding	None
Vibration Sensor Indicator	No Vibration Sensor
Winding Thermal 1	None

Winding Thermal 2	None

Nameplate

NP3441LUA										
CAT.NO.	CEM3555									
SPEC	35T942M774E7									
HP	2									
VOLTS	230/460									
AMPS	5/2.5									
RPM	3490									
FRAME	56C	**HZ**	60			**PH**	3			
SF	1.15	**CODE**	M	**DES**	B	**CLASS**	F			
NEMA NOM. EFF	85.5	**PF**	88							
RATING	40C AMB-CONT									
CC	010A									
ENCL	TEFC	**SER**								
DE	6205	**ODE**	6203							
VPWM INVERTER READY	SFA 5.6/2.8									
CT6-60H(10:1)VT3-60H(20:1										
	50Hz 2HP 190/380V 5.8/2.9A									SF1.0

AC Induction Motor Performance Data
Record # 52479
Typical performance - not guaranteed values

Winding: 35WGM774-R004	**Type:** 3526M	**Enclosure:** TEFC

Nameplate Data				**460 V, 60 Hz: High Voltage Connection**	
Rated Output (HP)			2	**Full Load Torque**	2.98 LB-FT
Volts			230/460	**Start Configuration**	direct on line
Full Load Amps			5/2.5	**Breakdown Torque**	14.2 LB-FT
R.P.M.			3490	**Pull-up Torque**	6.33 LB-FT
Hz	60	**Phase**	3	**Locked-rotor Torque**	11.2 LB-FT
NEMA Design Code	B	**KVA Code**	M	**Starting Current**	25.9 A
Service Factor (S.F.)			1.15	**No-load Current**	0.912 A
NEMA Nom. Eff.	85.5	**Power Factor**	88	**Line-line Res. @ 25ºC**	6.88 Ω
Rating - Duty			40C AMB-CONT	**Temp. Rise @ Rated Load**	44°C
S.F. Amps				**Temp. Rise @ S.F. Load**	52°C
				Locked-rotor Power Factor	49.9
				Rotor inertia	0.0719 LB-FT2

Load Characteristics 460 V, 60 Hz, 2 HP

% of Rated Load	**25**	**50**	**75**	**100**	**125**	**150**	**S.F.**
Power Factor	55	75	84	88	90	91	89
Efficiency	73.4	83.6	85.8	86.3	85.8	84.7	86
Speed	3572	3547	3520	3492	3461	3426	3473
Line amperes	1.1	1.47	1.93	2.44	3	3.61	2.78

ABB Motors and Mechanical Inc.

WINDING # 35WGM774

2 HP 3 PH 60 HZ 3490 RPM 460 V 3526M

Typical performance - not guaranteed values.

TORQUES(LB-FT): PO=14.2 PU=6.33 LR=11.2 LRA=25.9

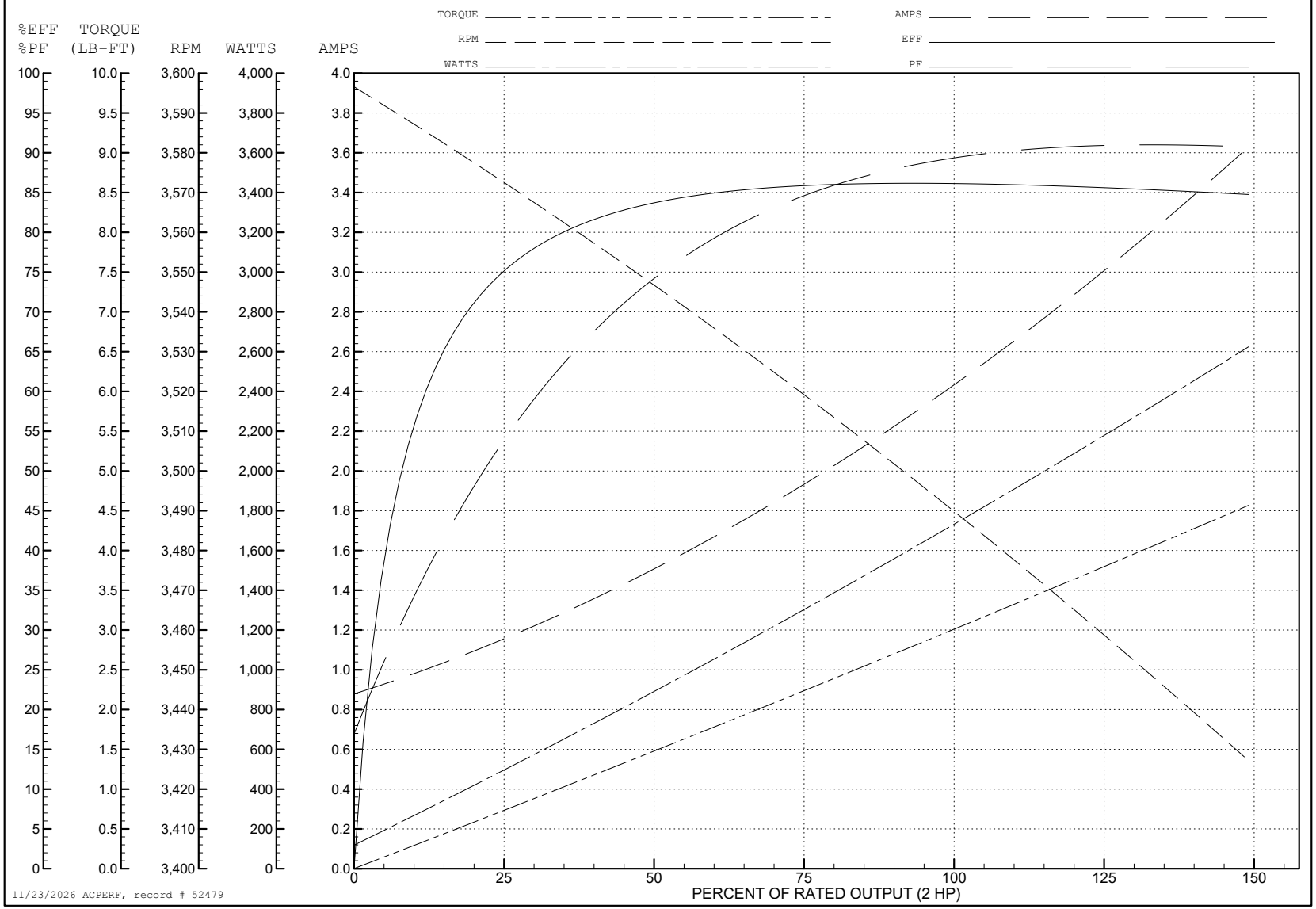

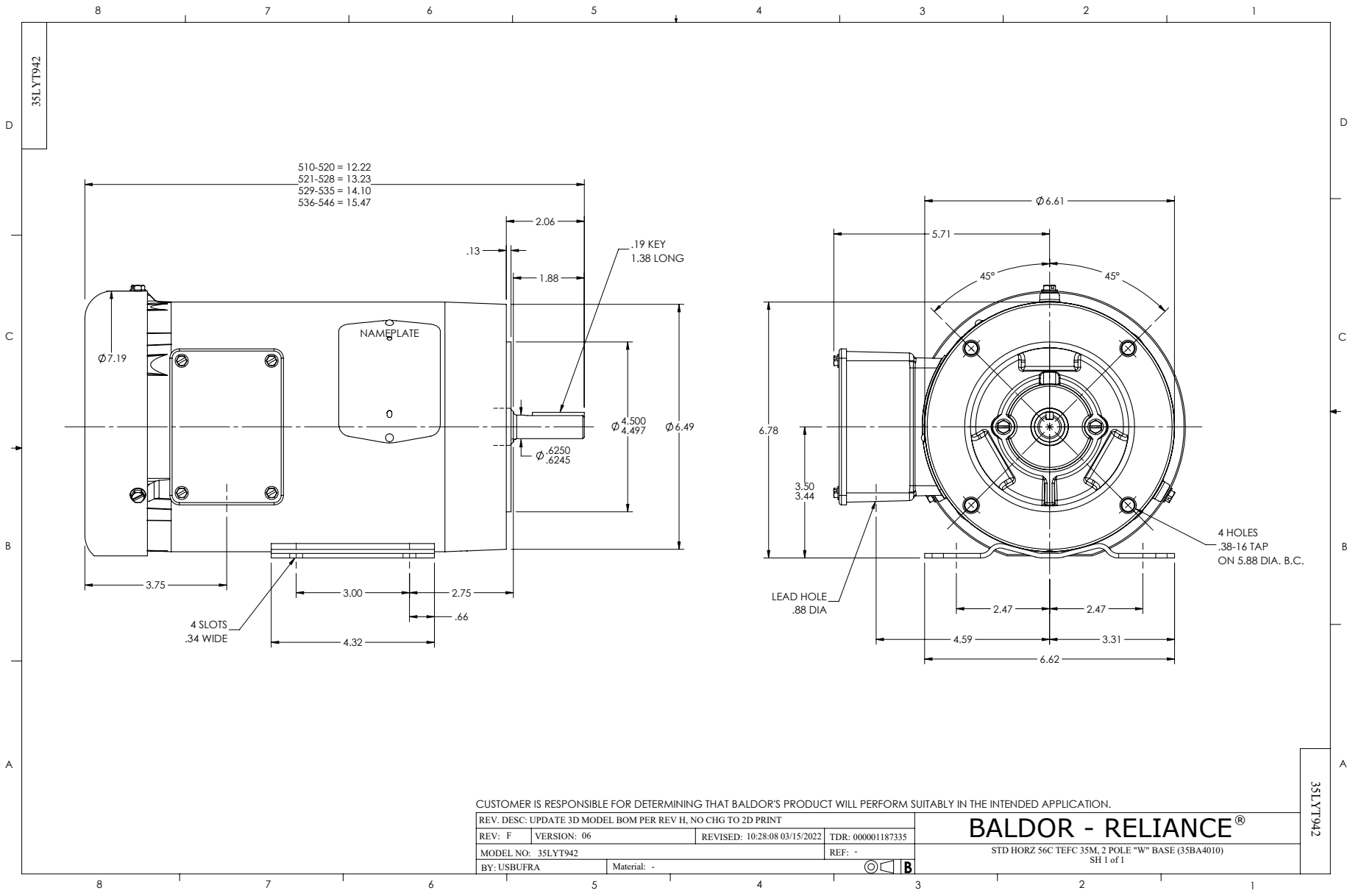
35LYT942
510-520 = 12.22
521-528 = 13.23
529-535 = 14.10
536-546 = 15.47
2.06
.13
.19 KEY
1.38 LONG
1.88
NAMEPLATE
Ø7.19
Ø 4.500
4.497
Ø6.49
Ø .6250
.6245
3.75
3.00
2.75
.66
4.32
4 SLOTS
.34 WIDE
Ø6.61
5.71
45°
45°
6.78
3.50
3.44
4 HOLES
.38-16 TAP
ON 5.88 DIA. B.C.
LEAD HOLE
.88 DIA
2.47
2.47
4.59
3.31
6.62
CUSTOMER IS RESPONSIBLE FOR DETERMINING THAT BALDOR'S PRODUCT WILL PERFORM SUITABLY IN THE INTENDED APPLICATION.
REV. DESC: UPDATE 3D MODEL BOM PER REV H, NO CHG TO 2D PRINT
REV: F
VERSION: 06
REVISED: 10:28:08 03/15/2022
TDR: 000001187335
MODEL NO: 35LYT942
REF: -
BY: USBUFRA
Material: -
B
BALDOR - RELIANCE®
STD HORZ 56C TEFC 35M, 2 POLE "W" BASE (35BA4010)
SH 1 of 1
35LYT942

CD0005

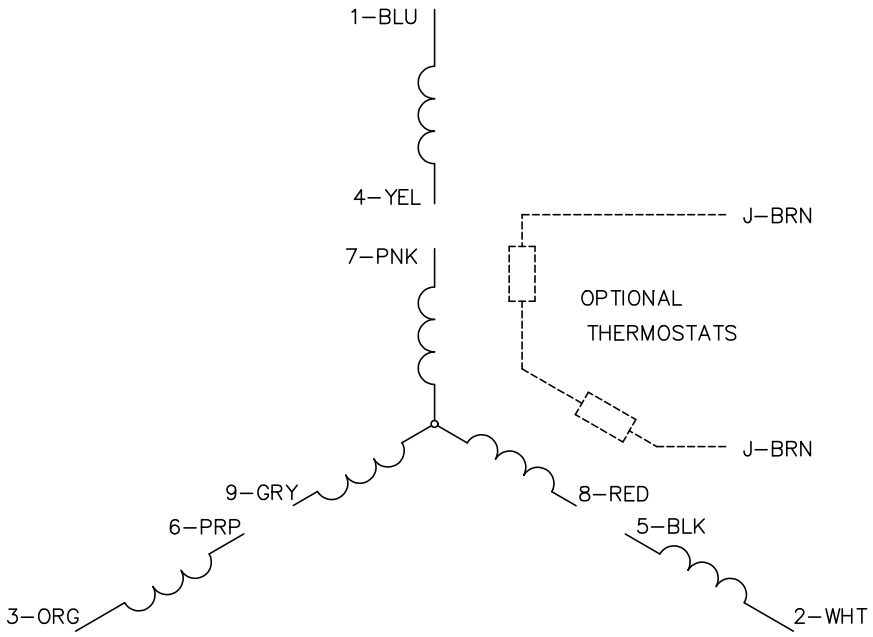

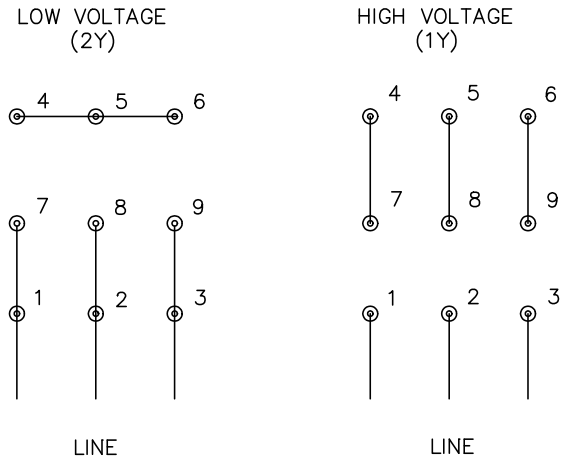

NOTES:

1. INTERCHANGE ANY TWO LINE LEADS TO REVERSE ROTATION.
2. OPTIONAL THERMOSTATS ARE PROVIDED WHEN SPECIFIED.
3. ACTUAL NUMBER OF INTERNAL PARALLEL CIRCUITS MAY BE A MULTIPLE OF THOSE SHOWN ABOVE.
4. LEAD COLORS ARE OPTIONAL. LEADS MUST ALWAYS BE NUMBERED AS SHOWN.

CD0005

REV. DESC: REVISE TO SHOW OPTIONAL COLORS			BALDOR ELECTRIC Co.
REV. LTR: E	BY: JLP	REVISED: 01/19/99 10:15	TDR: 0171435
CD0005		FILE: AAA00005140	MDL: –
		MTL: –	3PH, DV, 9 LEADS