



---

# Customer information packet

## CEM3546T-5

1HP, 1774RPM, 3PH, 60HZ, 143TC, 3522M, TEFC, F1

Class - None

Division - Not Applicable

## Specifications

Enclosure	TEFC
Frame	143TC
Frame Material	Steel
Frequency	60.00 Hz
Haz Area Class and Group	None
Haz Area Division	Not Applicable
Motor Letter Type	Three Phase
Output @ Frequency	1.000 HP @ 60 HZ
Phase	3
Synchronous Speed @ Frequency	1800 RPM @ 60 HZ
Voltage @ Frequency	575.0 V @ 60 HZ
Agency Approvals	NEMA PREMIUM NEMA_PREMIUM UR CSA EEV
Ambient Temperature	40 °C
Auxillary Box	No Auxillary Box
Auxillary Box Lead Termination	None
Base Indicator	Rigid
Bearing Grease Type	Polyrex EM (-20F +300F)
Blower	None
Current @ Voltage	1.300 A @ 575.0 V
Design Code	B
Drip Cover	No Drip Cover
Duty Rating	CONT
Efficiency @ 100% Load	85.5 %
Electrically Isolated Bearing	Not Electrically Isolated
Feedback Device	NO FEEDBACK
Front Shaft Indicator	None
Heater Indicator	No Heater
High Voltage Full Load Amps	1.3 a
Insulation Class	F

## Part detail

Revision	E
Type	AC
Mech. spec.	35AA002
Base	
Status	PRD/A
Elec. spec.	35WGG119
Layout	35LYAA002
Eff. date	04-29-2024
CD Diagram	CD0006
Poles	04
Leads	3#18
Proprietary	False
Created date	01-10-2022

Inverter Code	Inverter Ready
KVA Code	M
Lifting Lugs	No Lifting Lugs
Locked Bearing Indicator	Locked Bearing
Motor Lead Quantity/Wire Size	3 @ 18 AWG
Motor Lead Termination	Flying Leads
Motor Standards	NEMA
Motor Type	3522M
Mounting Arrangement	F1
Number of Poles	4
Overall Length	13.29 IN
Power Factor	70
Product Family	General Purpose
Pulley End Bearing Type	Ball
Pulley Face Code	C-Face
Pulley Shaft Indicator	Standard
Rodent Screen	None
Service Factor	1.15
Shaft Diameter	0.875 IN
Shaft Ground Indicator	No Shaft Grounding
Shaft Rotation	Reversible
Shaft Slinger Indicator	No Slinger
Speed	1775 rpm
Speed Code	Single Speed
Starting Method	Direct on line
Thermal Device - Bearing	None
Thermal Device - Winding	None
Vibration Sensor Indicator	No Vibration Sensor
Winding Thermal 1	None
Winding Thermal 2	None

**Nameplate**

<b>NP3441L</b>									
<b>CAT.NO.</b>	CEM3546T-5								
<b>SPEC.</b>	35AA002G119G1								
<b>HP</b>	1								
<b>VOLTS</b>	575								
<b>AMP</b>	1.3								
<b>RPM</b>	1775								
<b>FRAME</b>	143TC		<b>HZ</b>	60		<b>PH</b>	3		
<b>SER.F.</b>	1.15	<b>CODE</b>	M	<b>DES</b>	B	<b>CL</b>	F		
<b>NEMA-NOM-EFF</b>	85.5	<b>PF</b>	70						
<b>RATING</b>	40C AMB-CONT								
<b>CC</b>	010A								
<b>DE</b>	6205		<b>ODE</b>	6203					
<b>ENCL</b>	TEFC	<b>SN</b>							
<b>VPWM INVERTER READY</b>									
<b>CT6-60H(10:1)VT3-60H(20:1</b>									
	SFA 1.4								

**AC Induction Motor Performance Data**

Record # 99012

Typical performance - not guaranteed values

<b>Winding: 35WGG119-R001</b>		<b>Type: 3522M</b>		<b>Enclosure: TEFC</b>	
<b>Nameplate Data</b>			<b>575 V, 60 Hz: Single Voltage Motor</b>		
<b>Rated Output (HP)</b>		1	<b>Full Load Torque</b>		2.99 LB-FT
<b>Volts</b>		575	<b>Start Configuration</b>		direct on line
<b>Full Load Amps</b>		1.3	<b>Breakdown Torque</b>		13.4 LB-FT
<b>R.P.M.</b>		1775	<b>Pull-up Torque</b>		6.8 LB-FT
<b>Hz</b>	60 Phase	3	<b>Locked-rotor Torque</b>		8.3 LB-FT
<b>NEMA Design Code</b>	B KVA Code	M	<b>Starting Current</b>		10.9 A
<b>Service Factor (S.F.)</b>		1.15	<b>No-load Current</b>		0.87 A
<b>NEMA Nom. Eff.</b>	85.5 Power Factor	70	<b>Line-line Res. @ 25°C</b>		30.1 Ω
<b>Rating - Duty</b>		40C AMB-CONT	<b>Temp. Rise @ Rated Load</b>		36°C
<b>S.F. Amps</b>		1.4	<b>Temp. Rise @ S.F. Load</b>		42°C
			<b>Locked-rotor Power Factor</b>		63.4
			<b>Rotor inertia</b>		0.159 lb-ft <sup>2</sup>

**Load Characteristics 575 V, 60 Hz, 1 HP**

<b>% of Rated Load</b>	<b>25</b>	<b>50</b>	<b>75</b>	<b>100</b>	<b>125</b>	<b>150</b>	<b>S.F.</b>
<b>Power Factor</b>	31	48	61	70	76	80	74
<b>Efficiency</b>	72.1	81.6	84.9	85.8	85.7	85	85.7
<b>Speed</b>	1794	1787	1781	1774	1767	1758	1770
<b>Line amperes</b>	0.89	0.97	1.1	1.26	1.44	1.65	1.37

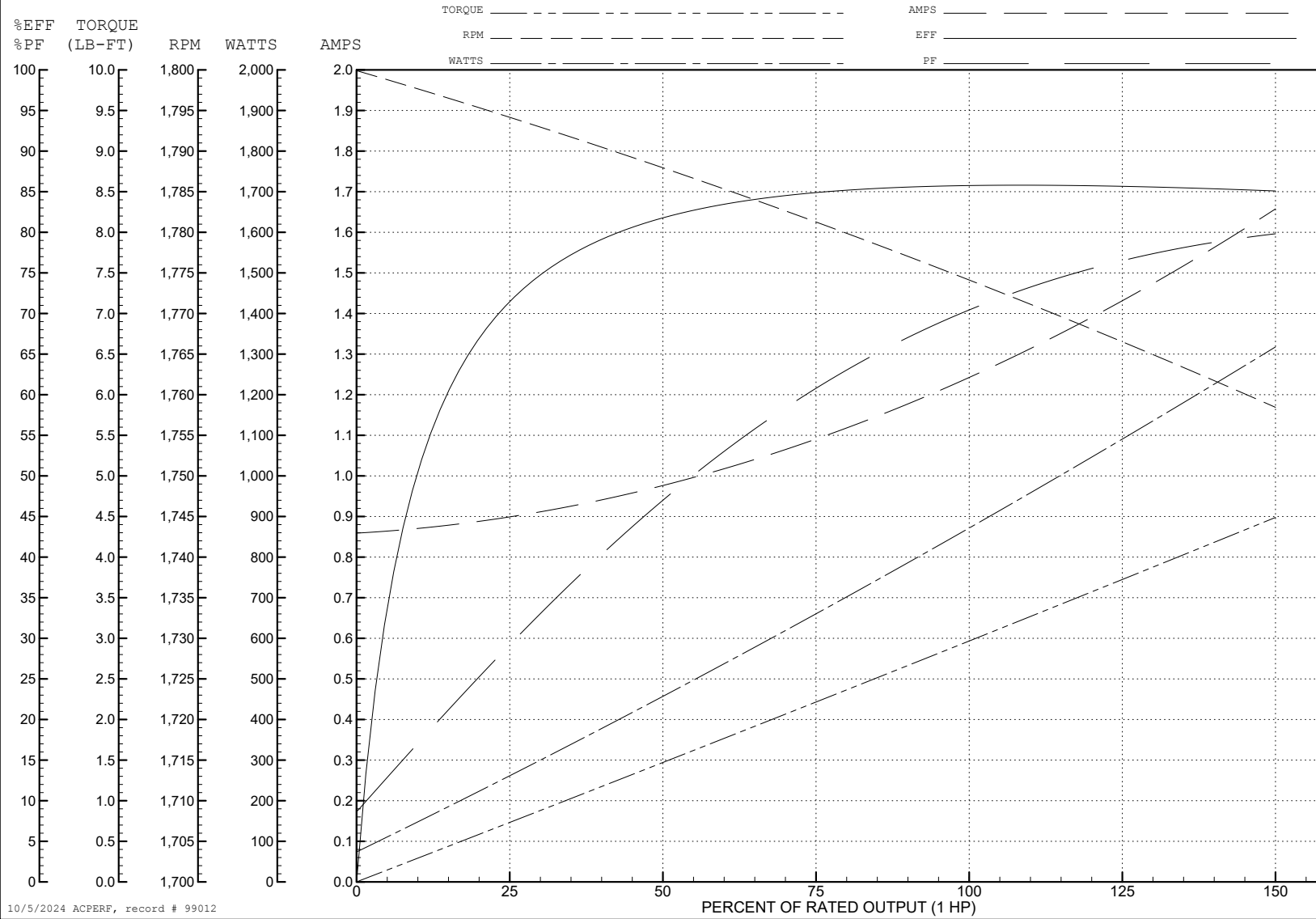
ABB Motors and Mechanical Inc.

WINDING # 35WGG119

Typical performance - not guaranteed values.

1 HP 3 PH 60 HZ 1775 RPM 575 V 3522M

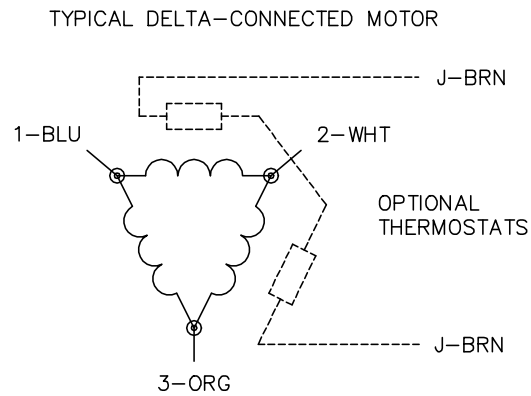
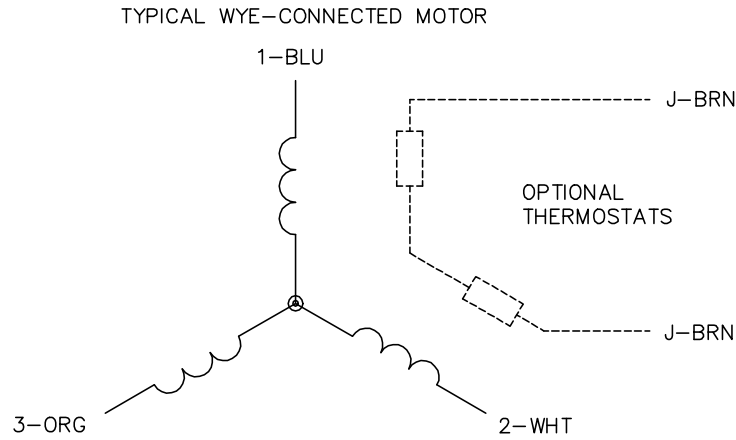
TORQUES (LB-FT): PO=13.4 PU=6.8 LR=8.3 LRA=10.9



10/5/2024 ACPERF, record # 99012



CD0006



NOTES:

1. THREE LEAD MOTOR MAY BE EITHER WYE CONNECTED OR DELTA CONNECTED.
2. INTERCHANGE ANY TWO LINE LEADS TO REVERSE ROTATION.
3. OPTIONAL THERMOSTATS ARE PROVIDED WHEN SPECIFIED.
4. ACTUAL NUMBER OF INTERNAL PARALLEL CIRCUITS MAY VARY.
5. LEAD COLORS ARE OPTIONAL. LEADS MUST BE NUMBERED AS SHOWN.

CD0006

REV. DESC: ADD CLASS CONN00000007		
REV. LTR: E	VERSION: 01	TDR: 000001099922
FILE: \AAA\00005\141	REVISED: 10:24:49 02/19/2019	BY: ENBRIRO
MTL: -	© □	

**BALDOR - RELIANCE®**

3PH, SV, 3 LEADS, WYE OR DELTA CONNECTED

SH 1 of 1