Customer information packet

CEM3211T-G

3HP, 1765RPM, 3PH, 60HZ, 182TC, OPSB, F1
Class - None
Division - Not Applicable

Copyright © All product information within this document is subject to ABB Motors and Mechanical Inc. copyright © protection, unless otherwise noted.
10/20/2026 5:58:34 AM

Specifications

Enclosure	OPSB
Frame	182TC
Frame Material	Steel
Frequency	60.00 Hz
Haz Area Class and Group	None
Haz Area Division	Not Applicable
Motor Letter Type	Three Phase
Output @ Frequency	3.000 HP @ 60 HZ
Phase	3
Synchronous Speed @ Frequency	1800 RPM @ 60 HZ
Voltage @ Frequency	230.0 V @ 60 HZ 460.0 V @ 60 HZ
Agency Approvals	CSA CSA EEV NEMA PREMIUM UR
Ambient Temperature	40 °C
Auxiliary Box	NO AUXILLARY BOX
Auxiliary Box Lead Termination	None
Base Indicator	Rigid
Bearing Grease Type	Polyrex EM (-20F +300F)
Blower	None
Current @ Voltage	8.400 A @ 230.0 V 4.200 A @ 460.0 V
Design Code	B
Drip Cover	No Drip Cover
Duty Rating	CONT
Efficiency @ 100% Load	89.5 %
Electrically Isolated Bearing	Not Electrically Isolated
Feedback Device	NO FEEDBACK
Heater Indicator	No Heater
High Voltage Full Load Amps	4.2 a

Part Detail

Revision	D
Type	AC
Mech. spec.	
Base	
Status	PRD/A
Elec. spec.	36WGS658
Layout	36LY-000-161
Eff. date	01-02-2026
CD Diagram	CD0005
Poles	04
Leads	9#16
Proprietary	False
Created date	04-30-2020

Insulation Class	H
Inverter Code	Inverter Ready
IP Rating	NONE
KVA Code	K
Lifting Lugs	No Lifting Lugs
Locked Bearing Indicator	Locked Bearing
Motor Lead Termination	Flying Leads
Motor Standards	NEMA
Motor Type	3630M
Mounting Arrangement	F1
Number of Poles	4
Overall Length	15.00 IN
Power Factor	74
Product Family	General Purpose
Pulley Face Code	C-Face
Rodent Screen	None
Service Factor	1.15
Shaft Diameter	1.125 IN
Shaft Ground Indicator	Shaft Grounding
Shaft Rotation	Reversible
Speed	1765 rpm
Speed Code	Single Speed
Starting Method	Direct on line
Thermal Device - Bearing	None
Thermal Device - Winding	None
Vibration Sensor Indicator	No Vibration Sensor
Winding Thermal 1	None
Winding Thermal 2	None

Nameplate

NP3553L							
CAT.NO.	CEM3211T-G						
SPEC	36-0000-0349						
HP	3						
VOLTS	230/460						
AMPS	8.4/4.2						
RPM	1765						
FRAME	182TC	**HZ**	60			**PH**	3
SF	1.15	**CODE**	K	**DES**	B	**CLASS**	H
NEMA NOM. EFF	89.5	**PF**	74				
RATING	40C AMB-CONT						
CC	010A						
ENCL	OPSB	**SER**					
DE	6206	**ODE**	6205				
VPWM INVERTER READY							
CT30-60(2:1) VT3-60(20:1)							

AC Induction Motor Performance Data
Record # 35737
Typical performance - not guaranteed values

Winding: 36WGS658-R003	**Type:** 3630M	**Enclosure:** OPSB

Nameplate Data			
Rated Output (HP)			3
Volts			230/460
Full Load Amps			8.4/4.2
R.P.M.			1765
Hz	60	**Phase**	3
NEMA Design Code	B	**KVA Code**	K
Service Factor (S.F.)			1.15
NEMA Nom. Eff.	89.5	**Power Factor**	74
Rating - Duty			40C AMB-CONT
S.F. Amps			

460 V, 60 Hz: High Voltage Connection	
Full Load Torque	8.87 LB-FT
Start Configuration	direct on line
Breakdown Torque	37.4 LB-FT
Pull-up Torque	17.3 LB-FT
Locked-rotor Torque	21.2 LB-FT
Starting Current	32.3 A
No-load Current	2.43 A
Line-line Res. @ 25ºC	3.78 Ω
Temp. Rise @ Rated Load	24°C
Temp. Rise @ S.F. Load	29°C
Locked-rotor Power Factor	43
Rotor inertia	0.279 LB-FT2

Load Characteristics 460 V, 60 Hz, 3 HP

% of Rated Load	**25**	**50**	**75**	**100**	**125**	**150**	**S.F.**
Power Factor	33	53	66	73	79	81	77
Efficiency	80.1	87.6	89.6	89.9	89.7	88.5	89.8
Speed	1791	1783	1775	1766	1756	1745	1760
Line amperes	2.6	2.99	3.54	4.25	4.97	5.83	4.68

ABB Motors and Mechanical Inc.

WINDING # 36WGS658

3 HP 3 PH 60 HZ 1765 RPM 460 V 3630M

Typical performance - not guaranteed values.

TORQUES(LB-FT): PO=37.4 PU=17.3 LR=21.2 LRA=32.3

TORQUE ____ ____ ____ ____ ____ ____ AMPS ____ ____ ____ ____ ____ ____

RPM ____ ____ ____ ____ ____ ____ EFF ____

WATTS ____ ____ ____ ____ ____ ____ PF ____ ____ ____

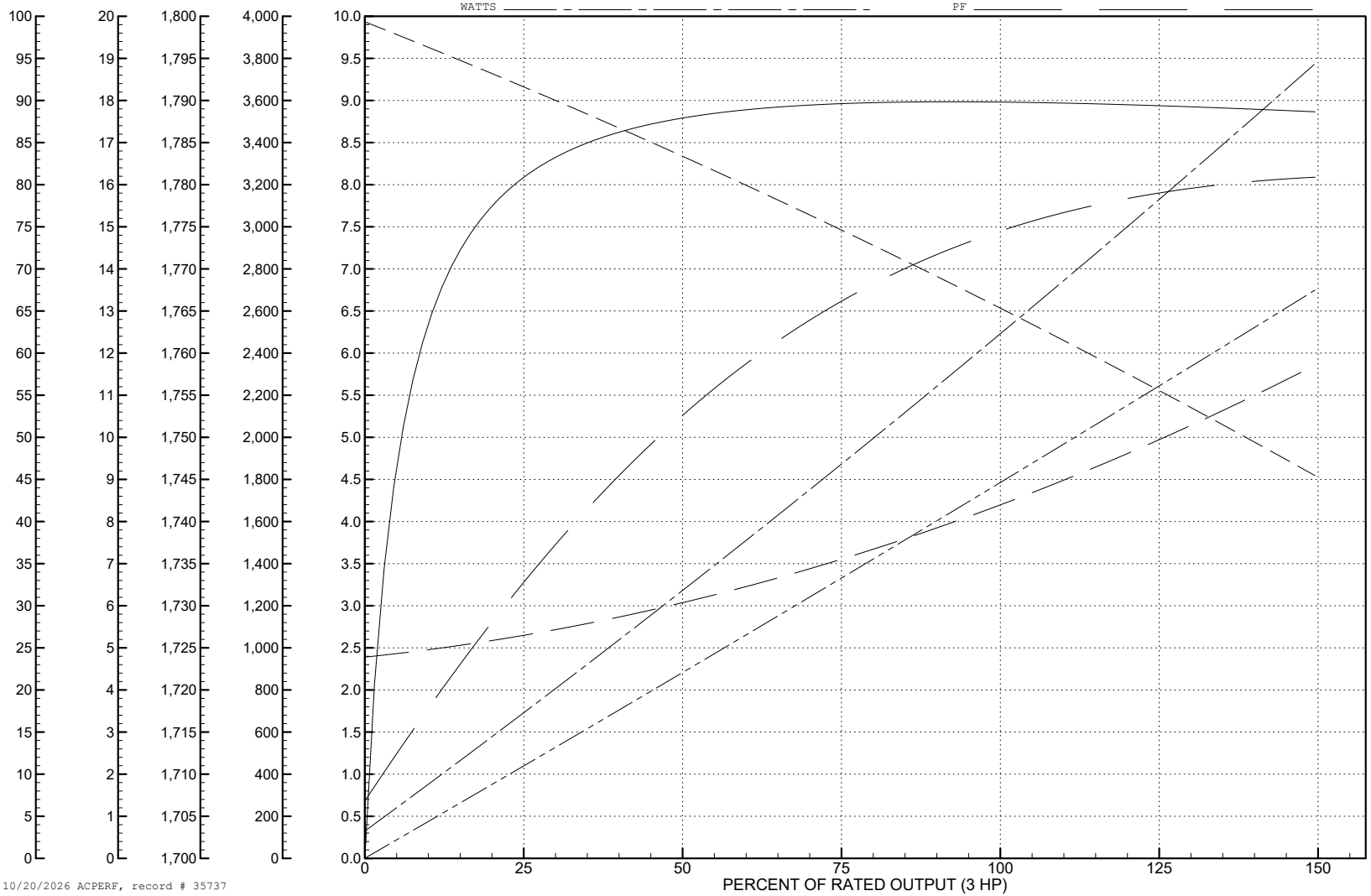

10/20/2026 ACPERF, record # 35737

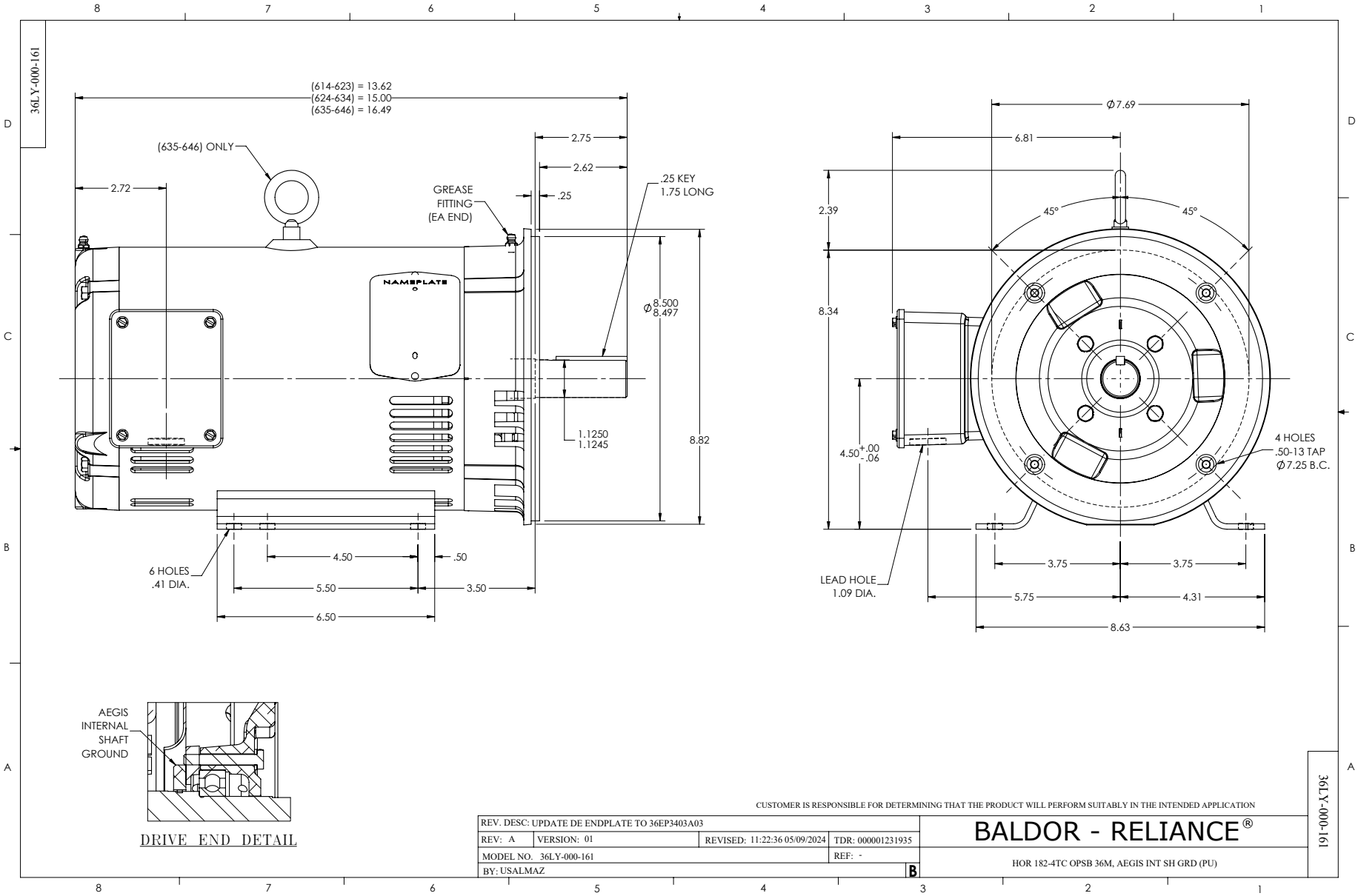
36LY-000-161
(614-623) = 13.62
(624-634) = 15.00
(635-646) = 16.49
(635-646) ONLY
2.72
2.75
2.62
.25
GREASE FITTING (EA END)
.25 KEY
1.75 LONG
NAMEPLATE
Ø 8.500
8.497
1.1250
1.1245
8.82
6 HOLES
.41 DIA.
4.50
.50
5.50
3.50
6.50
Ø 7.69
6.81
2.39
45°
45°
8.34
4.50 +.00 -.06
4 HOLES
.50-13 TAP
Ø 7.25 B.C.
LEAD HOLE
1.09 DIA.
3.75
3.75
5.75
4.31
8.63
AEGIS INTERNAL SHAFT GROUND
DRIVE END DETAIL
CUSTOMER IS RESPONSIBLE FOR DETERMINING THAT THE PRODUCT WILL PERFORM SUITABLY IN THE INTENDED APPLICATION
REV. DESC: UPDATE DE ENDPLATE TO 36EP3403A03
REV: A
VERSION: 01
REVISED: 11:22:36 05/09/2024
TDR: 000001231935
MODEL NO. 36LY-000-161
REF: -
BY: USALMAZ
B
BALDOR - RELIANCE®
HOR 182-4TC OPSB 36M, AEGIS INT SH GRD (PU)
36LY-000-161

CD0005

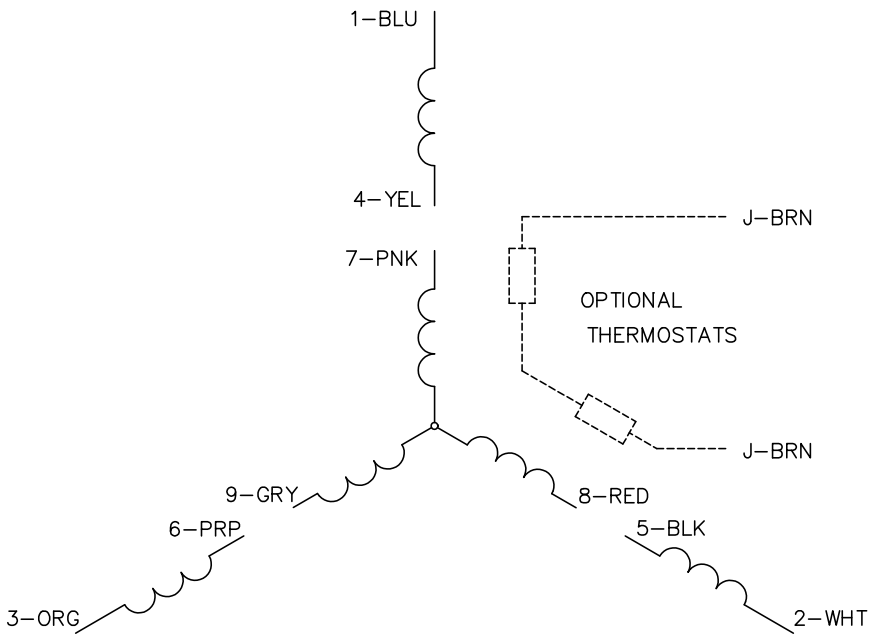

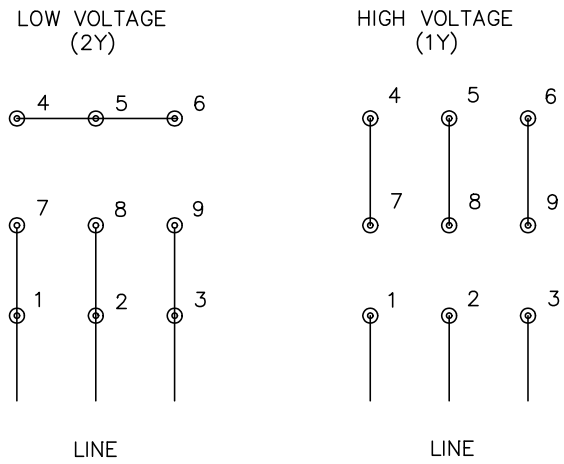

NOTES:

1. INTERCHANGE ANY TWO LINE LEADS TO REVERSE ROTATION.
2. OPTIONAL THERMOSTATS ARE PROVIDED WHEN SPECIFIED.
3. ACTUAL NUMBER OF INTERNAL PARALLEL CIRCUITS MAY BE A MULTIPLE OF THOSE SHOWN ABOVE.
4. LEAD COLORS ARE OPTIONAL. LEADS MUST ALWAYS BE NUMBERED AS SHOWN.

REV. DESC: REVISE TO SHOW OPTIONAL COLORS			
REV. LTR: E	BY: JLP	REVISED: 01/19/99 10:15	TDR: 0171435
CD0005		FILE: AAA00005140	MDL: –
		MTL: –	

BALDOR ELECTRIC Co.

3PH, DV, 9 LEADS

CD0005