ABB BALDOR RELIANCE

Customer information packet

CEM2549T-G

75HP, 3535RPM, 3PH, 60HZ, 364TSC, OPSB, F1

Copyright © All product information within this document is subject to ABB Motors and Mechanical Inc. copyright © protection, unless otherwise noted.
11/25/2026 4:11:00 AM

Specifications

Enclosure	OPSB
Frame	364TSC
Frame Material	Steel
Frequency	60.00 Hz
Motor Letter Type	Three Phase
Output @ Frequency	75.000 HP @ 60 HZ
Phase	3
Synchronous Speed @ Frequency	3600 RPM @ 60 HZ
Voltage @ Frequency	230.0 V @ 60 HZ
	460.0 V @ 60 HZ
Agency Approvals	CSA
	CSA EEV
	NEMA PREMIUM
	UR
Ambient Temperature	40 °C
Auxiliary Box	NO AUXILLARY BOX
Auxiliary Box Lead Termination	None
Base Indicator	Rigid
Bearing Grease Type	Polyrex EM (-20F +300F)
Blower	None
Current @ Voltage	168.000 A @ 230.0 V
	84.000 A @ 460.0 V
Design Code	A
Drip Cover	No Drip Cover
Duty Rating	CONT
Efficiency @ 100% Load	93.6 %
Electrically Isolated Bearing	Not Electrically Isolated
Feedback Device	NO FEEDBACK
Heater Indicator	No Heater
High Voltage Full Load Amps	84.0 a
Insulation Class	H
Inverter Code	Inverter Duty

Part Detail

Revision	E
Type	AC
Mech. spec.	
Base	
Status	PRD/A
Elec. spec.	42WGX343
Layout	42LY-000-037
Eff. date	06-27-2024
CD Diagram	CD0180
Poles	02
Leads	9#6
Proprietary	False
Created date	09-16-2020

IP Rating	NONE
KVA Code	F
Lifting Lugs	Standard Lifting Lugs
Locked Bearing Indicator	Locked Bearing
Motor Lead Termination	Flying Leads
Motor Standards	NEMA
Motor Type	4250M
Mounting Arrangement	F1
Number of Poles	2
Overall Length	25.81 IN
Power Factor	90
Product Family	General Purpose
Pulley Face Code	C-Face
Rodent Screen	None
Service Factor	1.15
Shaft Diameter	1.875 IN
Shaft Ground Indicator	Shaft Grounding
Shaft Rotation	Reversible
Speed	3535 rpm
Speed Code	Single Speed
Starting Method	Direct on line
Thermal Device - Bearing	None
Thermal Device - Winding	None
Vibration Sensor Indicator	No Vibration Sensor
Winding Thermal 1	None
Winding Thermal 2	None

Nameplate

NP3554LUA												
CAT.NO.	CEM2549T-G			**P/N**						**ENCL**	OPSB	
SPEC.	42-0000-0090	**CC**	010A		**FRAME**	364TSC		**SER.NO.**				
HP	75			**CLASS**	H	**HZ**	60					
RPM	3535			**PH**	3	**DES**	A					
VOLTS	230/460				**CODE**	F	**ODE BRG**	6311	**DE BRG**	6313		
AMPS	168/84											
RATING	40C AMB-CONT				**NEMA-NOM-EFF**	93.6		**GREASE**	POLYREX EM			
PF	90	**SER.F.**	1.15				**CT30-60(2:1) VT3-60(20:1)**					
USABLE AT	50HZ 60HP 190/380V 204/102A				SF1.0							
HTR-VOLTS	**HTR-AMPS**				**MAX. SPACE HEATER TEMP.**							

AC Induction Motor Performance Data
Record # 69619
Typical performance - not guaranteed values

Winding: 42WGX343-R001	**Type:** 4250M	**Enclosure:** OPSB

Nameplate Data				**460 V, 60 Hz: High Voltage Connection**	
Rated Output (HP)			75	**Full Load Torque**	112 LB-FT
Volts			230/460	**Start Configuration**	direct on line
Full Load Amps			168/84	**Breakdown Torque**	381 LB-FT
R.P.M.			3535	**Pull-up Torque**	111 LB-FT
Hz	60	**Phase**	3	**Locked-rotor Torque**	148 LB-FT
NEMA Design Code	B	**KVA Code**	F	**Starting Current**	509 A
Service Factor (S.F.)			1.15	**No-load Current**	19.8 A
NEMA Nom. Eff.	93.6	**Power Factor**	90	**Line-line Res. @ 25ºC**	0.092782 Ω
Rating - Duty			40C AMB-CONT	**Temp. Rise @ Rated Load**	41°C
S.F. Amps				**Temp. Rise @ S.F. Load**	52°C
				Locked-rotor Power Factor	21.3

Load Characteristics 460 V, 60 Hz, 75 HP

% of Rated Load	**25**	**50**	**75**	**100**	**125**	**150**	**S.F.**
Power Factor	67	84	89	90	90	89	90
Efficiency	92.4	94.5	94.5	93.8	92.8	91.5	93.2
Speed	3584.7	3571.7	3556.4	3538.6	3518	3495.6	3526
Line amperes	28.3	44.4	63	83.9	106	130	97.2

ABB Motors and Mechanical Inc.

WINDING # 42WGX343

75 HP 3 PH 60 HZ 3535 RPM 460 V 4250M

TORQUES(LB-FT): PO=381 PU=111 LR=148 LRA=509

Typical performance - not guaranteed values.

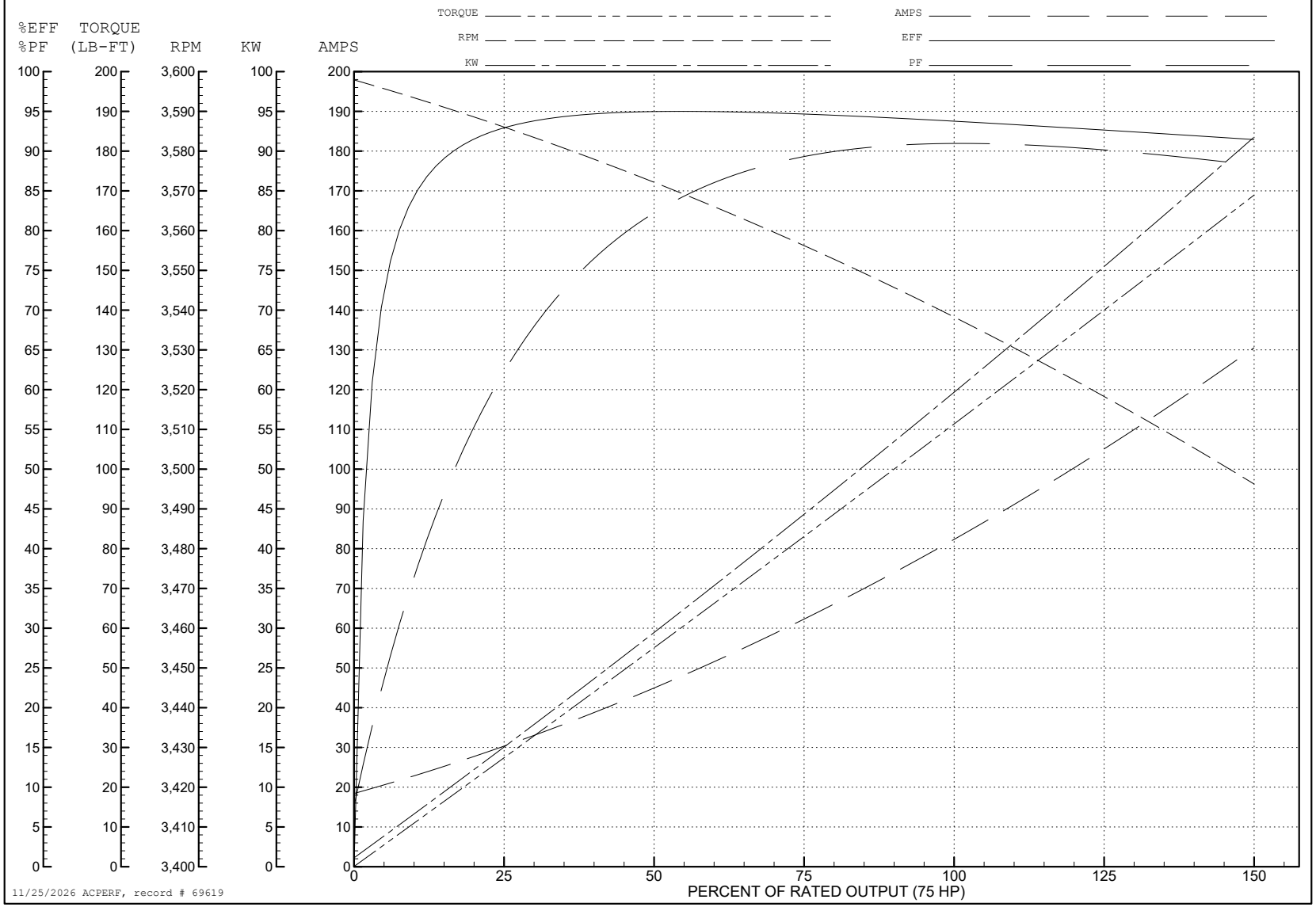

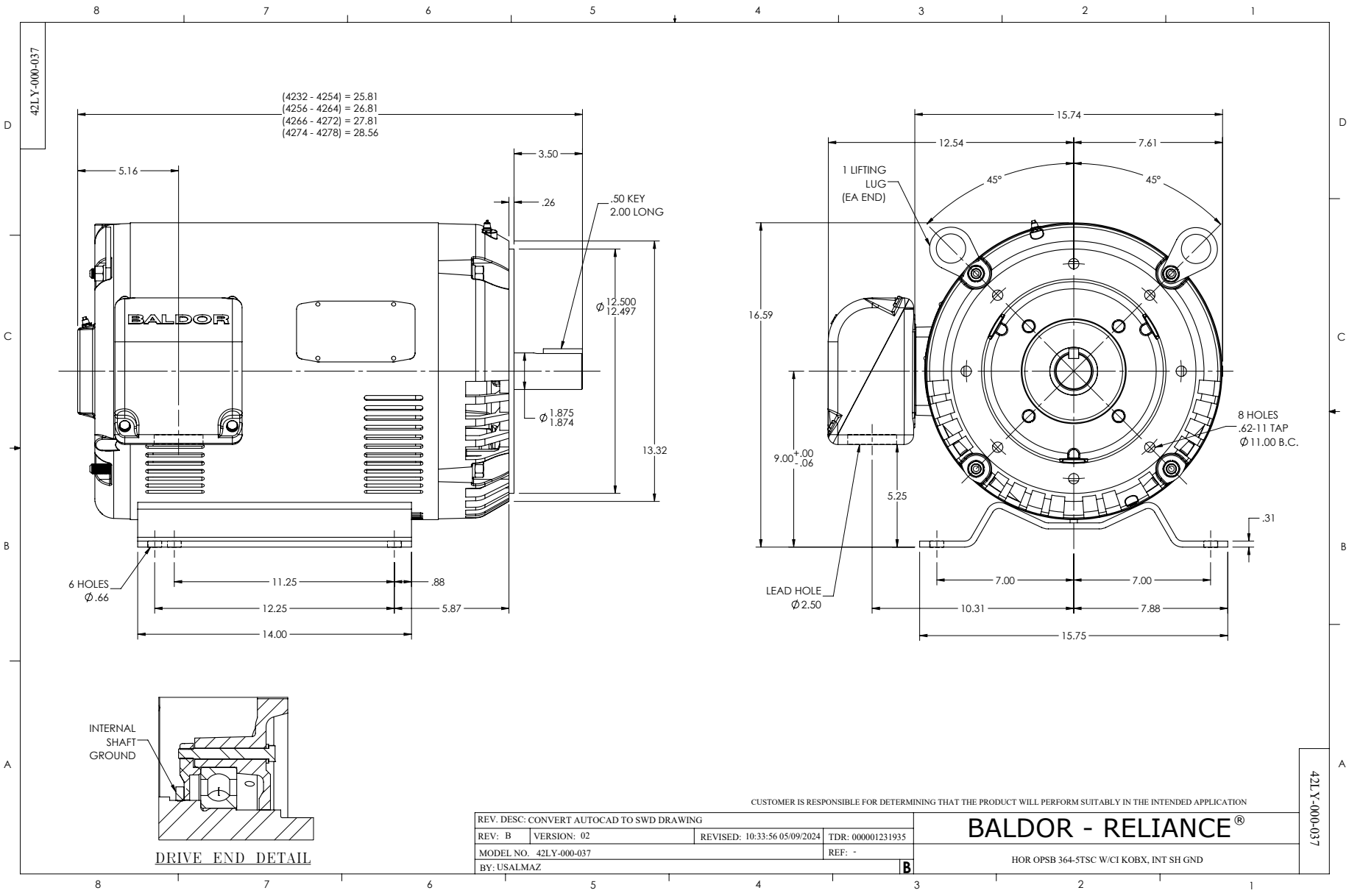
42LY-000-037
(4232 - 4254) = 25.81
(4256 - 4264) = 26.81
(4266 - 4272) = 27.81
(4274 - 4278) = 28.56
5.16
3.50
.26
.50 KEY
2.00 LONG
Ø 12.500
12.497
Ø 1.875
1.874
13.32
BALDOR
6 HOLES
Ø.66
11.25
.88
12.25
5.87
14.00
15.74
12.54
7.61
1 LIFTING
LUG
(EA END)
45°
45°
16.59
8 HOLES
.62-11 TAP
Ø11.00 B.C.
9.00 +.00 -.06
5.25
.31
LEAD HOLE
Ø2.50
7.00
7.00
10.31
7.88
15.75
INTERNAL
SHAFT
GROUND
DRIVE END DETAIL
CUSTOMER IS RESPONSIBLE FOR DETERMINING THAT THE PRODUCT WILL PERFORM SUITABLY IN THE INTENDED APPLICATION
REV. DESC: CONVERT AUTOCAD TO SWD DRAWING
REV: B
VERSION: 02
REVISED: 10:33:56 05/09/2024
TDR: 000001231935
MODEL NO. 42LY-000-037
REF: -
BY: USALMAZ
B
BALDOR - RELIANCE®
HOR OPSB 364-5TSC W/CI KOBX, INT SH GND
42LY-000-037

CD0180

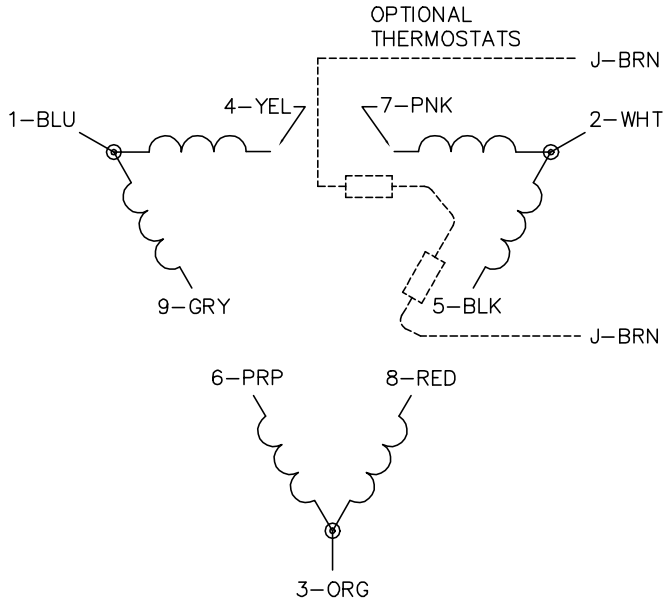

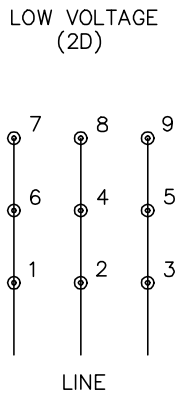

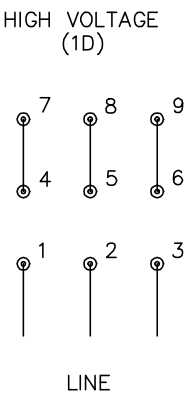

NOTES:

1. INTERCHANGE ANY TWO LINE LEADS TO REVERSE ROTATION.
2. OPTIONAL THERMOSTATS ARE PROVIDED WHEN SPECIFIED.
3. ACTUAL NUMBER OF INTERNAL PARALLEL CIRCUITS MAY BE A MULTIPLE OF THOSE SHOWN ABOVE.
4. LEAD COLORS ARE OPTIONAL. LEADS MUST ALWAYS BE NUMBERED AS SHOWN.

CD0180

REV. DESC: ADD CLASS CONN00000007		
REV. LTR: D	VERSION: 01	TDR: 000001099922
FILE: \AAA\00005\148	REVISED: 10:25:29 02/19/2019	BY: ENBRIR0
MTL: –		

BALDOR - RELIANCE®

3PH, DV, 9 LEADS, DELTA CONNECTION

SH 1 of 1