ABB BALDOR RELIANCE

Customer information packet

CEM2535T-G

30HP, 1775RPM, 3PH, 60HZ, 286TC, OPSB, F1

Copyright © All product information within this document is subject to ABB Motors and Mechanical Inc. copyright © protection, unless otherwise noted.
11/26/2026 1:59:18 PM

Specifications

Enclosure	OPSB
Frame	286TC
Frame Material	Steel
Frequency	60.00 Hz
Motor Letter Type	Three Phase
Output @ Frequency	30.000 HP @ 60 HZ
Phase	3
Synchronous Speed @ Frequency	1800 RPM @ 60 HZ
Voltage @ Frequency	230.0 V @ 60 HZ
	460.0 V @ 60 HZ
Agency Approvals	CSA
	CSA EEV
	NEMA PREMIUM
	UR
Ambient Temperature	40 °C
Auxiliary Box	NO AUXILLARY BOX
Auxiliary Box Lead Termination	None
Base Indicator	Rigid
Bearing Grease Type	Polyrex EM (-20F +300F)
Blower	None
Current @ Voltage	36.000 A @ 460.0 V
	72.000 A @ 230.0 V
Design Code	A
Drip Cover	No Drip Cover
Duty Rating	CONT
Efficiency @ 100% Load	94.1 %
Electrically Isolated Bearing	Not Electrically Isolated
Feedback Device	NO FEEDBACK
Heater Indicator	No Heater
High Voltage Full Load Amps	36.0 a
Insulation Class	H
Inverter Code	Inverter Duty

Part Detail

Revision	J
Type	AC
Mech. spec.	
Base	
Status	PRD/A
Elec. spec.	40WGX339
Layout	40LY-000-046
Eff. date	09-15-2025
CD Diagram	CD0005
Poles	04
Leads	9#10
Proprietary	False
Created date	05-04-2020

IP Rating	NONE
KVA Code	H
Lifting Lugs	Standard Lifting Lugs
Locked Bearing Indicator	Locked Bearing
Motor Lead Termination	Flying Leads
Motor Standards	NEMA
Motor Type	4060M
Mounting Arrangement	F1
Number of Poles	4
Overall Length	26.06 IN
Power Factor	82
Product Family	General Purpose
Pulley Face Code	C-Face
Rodent Screen	None
Service Factor	1.15
Shaft Diameter	1.875 IN
Shaft Ground Indicator	Shaft Grounding
Shaft Rotation	Reversible
Speed	1775 rpm
Speed Code	Single Speed
Starting Method	Direct on line
Thermal Device - Bearing	None
Thermal Device - Winding	None
Vibration Sensor Indicator	No Vibration Sensor
Winding Thermal 1	None
Winding Thermal 2	None

Nameplate

NP3554LUA												
CAT.NO.	CEM2535T-G			**P/N**						**ENCL**	OPSB	
SPEC.	40-0000-0103	**CC**	010A		**FRAME**	286TC		**SER.NO.**				
HP	30		**CLASS**	H	**HZ**	60						
RPM	1775		**PH**	3	**DES**	A						
VOLTS	230/460			**CODE**	H		**ODE BRG**	6309	**DE BRG**	6311		
AMPS	74/37											
RATING	40C AMB-CONT			**NEMA-NOM-EFF**	94.1		**GREASE**	POLYREX EM				
PF	80	**SER.F.**	1.15		**CT30-60(2:1) VT3-60(20:1)**							
USABLE AT	50HZ 30HP 190/380V 86/43A			SF1.0								
HTR-VOLTS	**HTR-AMPS**		**MAX. SPACE HEATER TEMP.**									

AC Induction Motor Performance Data
Record # 57330
Typical performance - not guaranteed values

Winding: 40WGX339-R002	**Type:** 4060M	**Enclosure:** OPSB

Nameplate Data				**460 V, 60 Hz: High Voltage Connection**	
Rated Output (HP)			30	**Full Load Torque**	88.8 LB-FT
Volts			230/460	**Start Configuration**	direct on line
Full Load Amps			72/36	**Breakdown Torque**	280 LB-FT
R.P.M.			1775	**Pull-up Torque**	130 LB-FT
Hz	60	**Phase**	3	**Locked-rotor Torque**	161 LB-FT
NEMA Design Code	A	**KVA Code**	H	**Starting Current**	252 A
Service Factor (S.F.)			1.15	**No-load Current**	15.4 A
NEMA Nom. Eff.	94.1	**Power Factor**	82	**Line-line Res. @ 25ºC**	0.22043 Ω
Rating - Duty			40C AMB-CONT	**Temp. Rise @ Rated Load**	29°C
S.F. Amps				**Temp. Rise @ S.F. Load**	35°C
				Locked-rotor Power Factor	31.4

Load Characteristics 460 V, 60 Hz, 30 HP

% of Rated Load	**25**	**50**	**75**	**100**	**125**	**150**	**S.F.**
Power Factor	44	67	77	82	85	85	84
Efficiency	90.5	93.8	94.4	94.3	93.9	93.2	94.1
Speed	1793.6	1788.1	1782.5	1776.9	1770.4	1763.1	1773
Line amperes	17.7	22.5	29	36.3	44.3	53	41.1

ABB Motors and Mechanical Inc.

WINDING # 40WGX339

30 HP 3 PH 60 HZ 1775 RPM 460 V 4060M

Typical performance - not guaranteed values.

TORQUES(LB-FT): PO=280 PU=130 LR=161 LRA=252

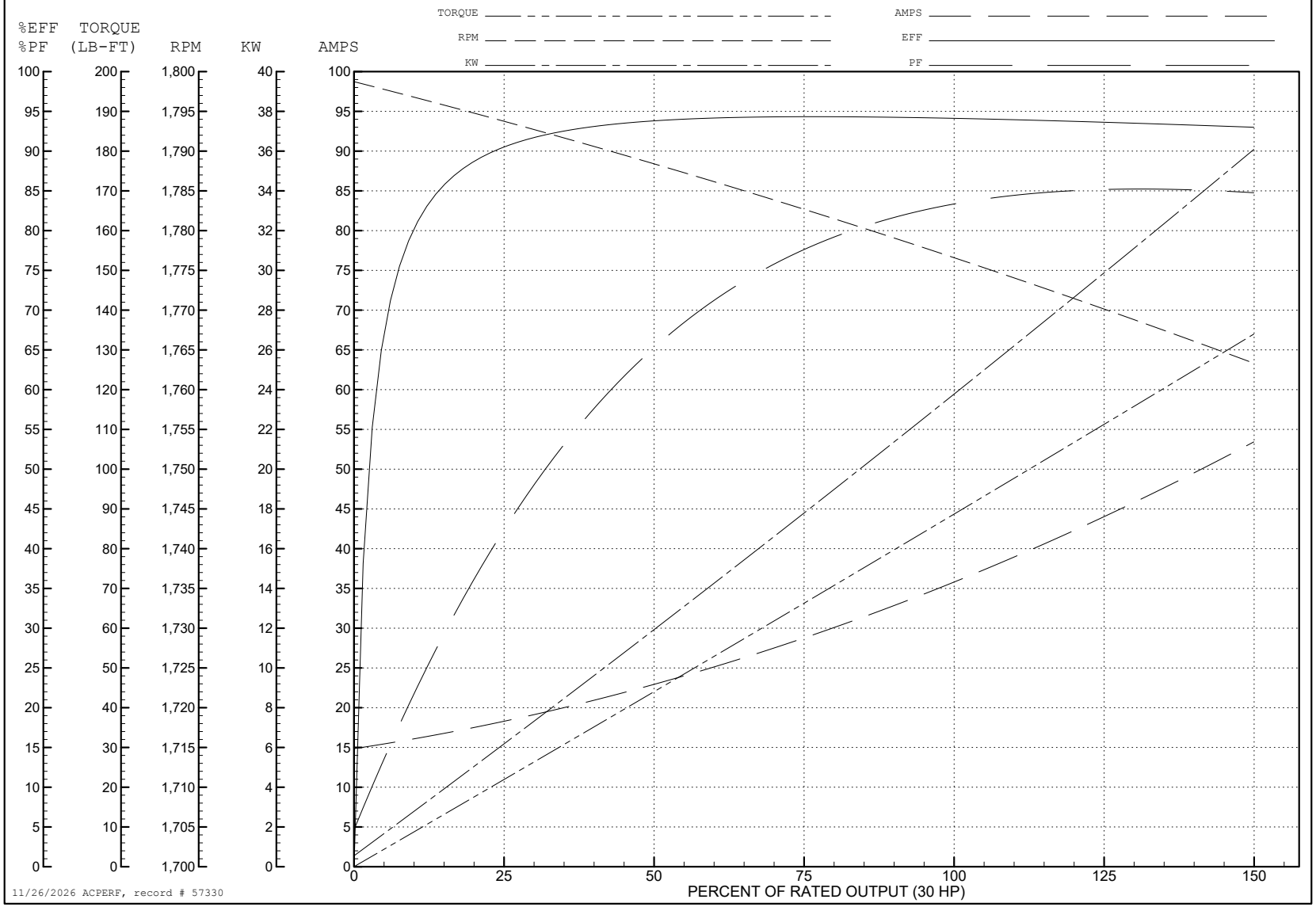

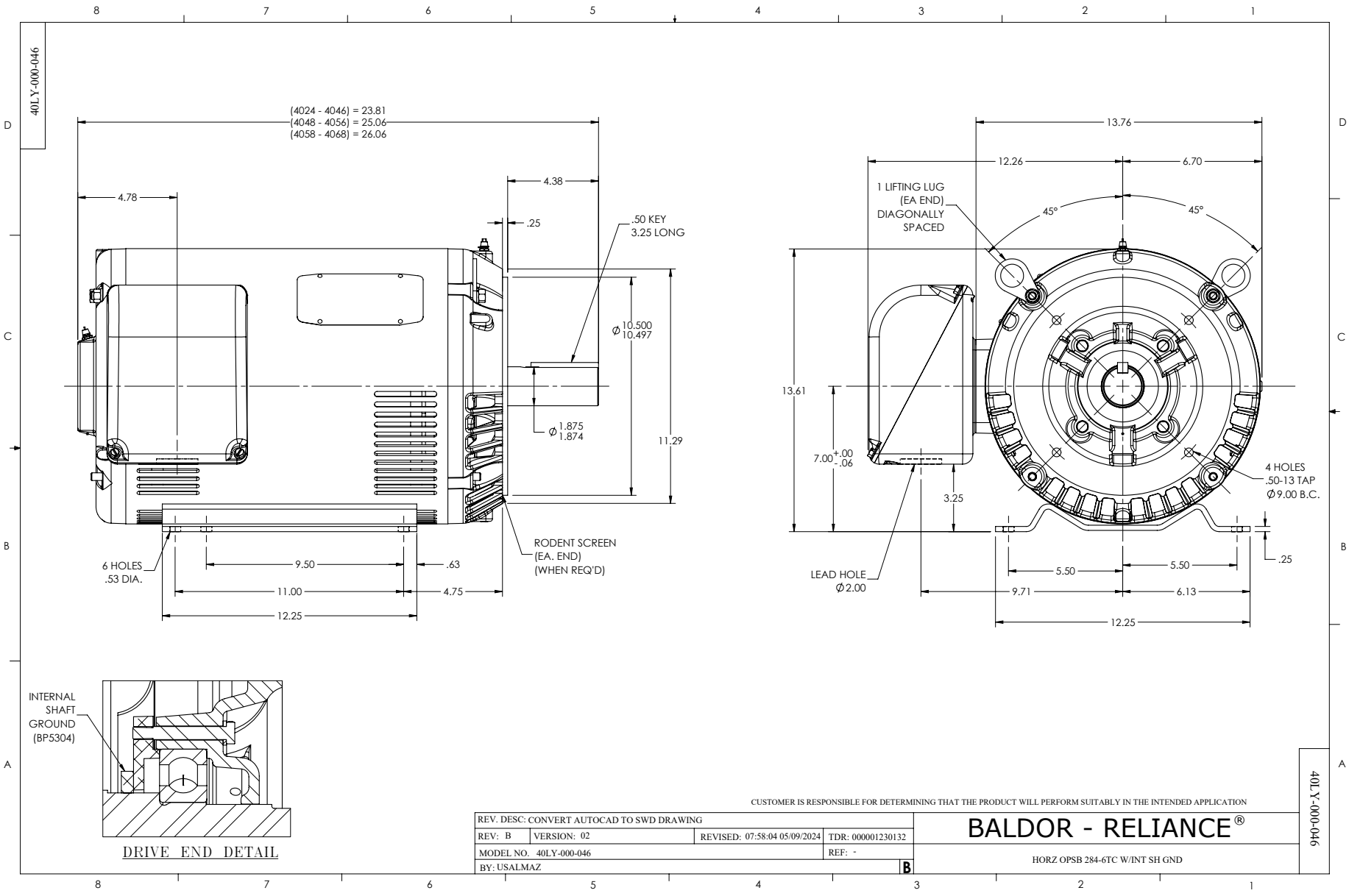
40LY-000-046
(4024 - 4046) = 23.81
(4048 - 4056) = 25.06
(4058 - 4068) = 26.06
4.78
4.38
.25
.50 KEY
3.25 LONG
Ø 10.500
10.497
Ø 1.875
1.874
11.29
6 HOLES
.53 DIA.
9.50
.63
11.00
4.75
12.25
RODENT SCREEN
(EA. END)
(WHEN REQ'D)
13.76
12.26
6.70
1 LIFTING LUG
(EA END)
DIAGONALLY
SPACED
45°
45°
13.61
7.00 +.00 -.06
3.25
4 HOLES
.50-13 TAP
Ø 9.00 B.C.
.25
LEAD HOLE
Ø 2.00
5.50
5.50
9.71
6.13
12.25
INTERNAL
SHAFT
GROUND
(BP5304)
DRIVE END DETAIL
CUSTOMER IS RESPONSIBLE FOR DETERMINING THAT THE PRODUCT WILL PERFORM SUITABLY IN THE INTENDED APPLICATION
REV. DESC: CONVERT AUTOCAD TO SWD DRAWING
REV: B
VERSION: 02
REVISED: 07:58:04 05/09/2024
TDR: 000001230132
MODEL NO. 40LY-000-046
REF: -
BY: USALMAZ
B
BALDOR - RELIANCE®
HORZ OPSB 284-6TC W/INT SH GND
40LY-000-046

CD0005

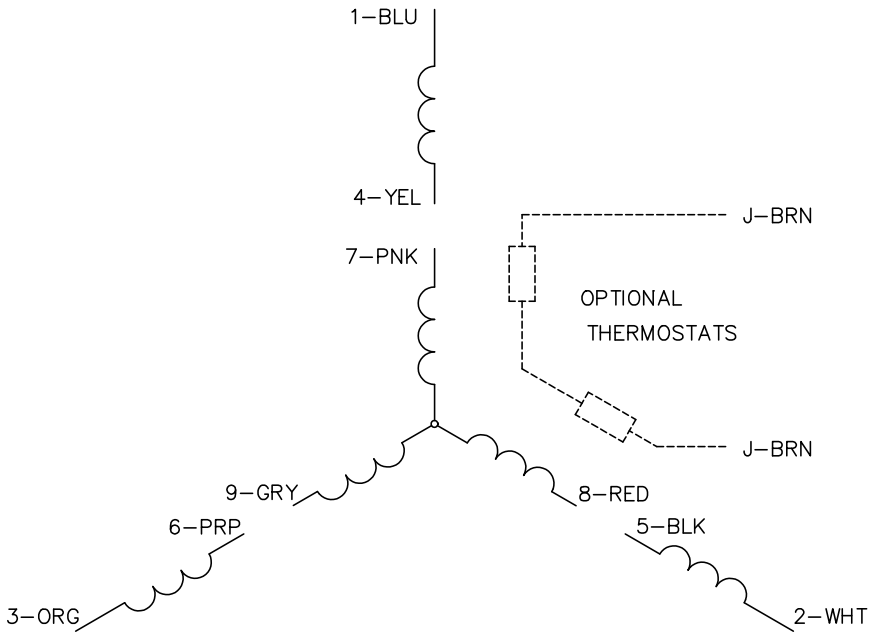

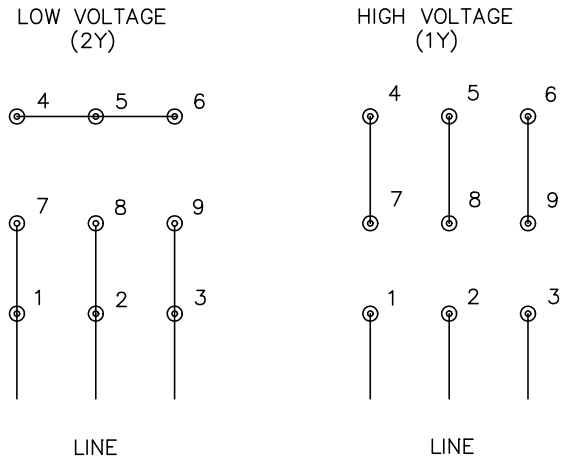

NOTES:

1. INTERCHANGE ANY TWO LINE LEADS TO REVERSE ROTATION.
2. OPTIONAL THERMOSTATS ARE PROVIDED WHEN SPECIFIED.
3. ACTUAL NUMBER OF INTERNAL PARALLEL CIRCUITS MAY BE A MULTIPLE OF THOSE SHOWN ABOVE.
4. LEAD COLORS ARE OPTIONAL. LEADS MUST ALWAYS BE NUMBERED AS SHOWN.

CD0005

REV. DESC: REVISE TO SHOW OPTIONAL COLORS			BALDOR ELECTRIC Co.
REV. LTR: E	BY: JLP	REVISED: 01/19/99 10:15	TDR: 0171435
CD0005		FILE: AAA00005140	MDL: –
		MTL: –	3PH, DV, 9 LEADS