ABB BALDOR RELIANCE

Customer information packet

CEM2516T-G

25HP, 3515RPM, 3PH, 60HZ, 256TC, OPSB, F1
Class - None
Division - Not Applicable

Copyright © All product information within this document is subject to ABB Motors and Mechanical Inc. copyright © protection, unless otherwise noted.
11/26/2026 1:47:22 PM

Specifications

Enclosure	OPSB
Frame	256TC
Frame Material	Steel
Frequency	60.00 Hz
Haz Area Class and Group	None
Haz Area Division	Not Applicable
Motor Letter Type	Three Phase
Output @ Frequency	25.000 HP @ 60 HZ
Phase	3
Synchronous Speed @ Frequency	3600 RPM @ 60 HZ
Voltage @ Frequency	230.0 V @ 60 HZ
	460.0 V @ 60 HZ
Agency Approvals	CSA
	CSA EEV
	NEMA PREMIUM
	UR
Ambient Temperature	40 °C
Auxiliary Box	NO AUXILLARY BOX
Auxiliary Box Lead Termination	None
Base Indicator	Rigid
Bearing Grease Type	Polyrex EM (-20F +300F)
Blower	None
Current @ Voltage	62.000 A @ 208.0 V
	56.000 A @ 230.0 V
	28.000 A @ 460.0 V
Design Code	A
Drip Cover	No Drip Cover
Duty Rating	CONT
Efficiency @ 100% Load	91.7 %
Electrically Isolated Bearing	Not Electrically Isolated
Feedback Device	NO FEEDBACK
Heater Indicator	No Heater

Part Detail

Revision	J
Type	AC
Mech. spec.	
Base	
Status	PRD/A
Elec. spec.	39WGX424
Layout	39LYE477
Eff. date	01-15-2026
CD Diagram	CD0180
Poles	02
Leads	9#12
Proprietary	False
Created date	08-21-2019

High Voltage Full Load Amps	28.0 a
Insulation Class	H
Inverter Code	Inverter Ready
IP Rating	NONE
KVA Code	G
Lifting Lugs	Standard Lifting Lugs
Locked Bearing Indicator	Locked Bearing
Motor Lead Termination	Flying Leads
Motor Standards	NEMA
Motor Type	3938M
Mounting Arrangement	F1
Number of Poles	2
Overall Length	21.69 IN
Power Factor	89
Product Family	General Purpose
Pulley Face Code	C-Face
Rodent Screen	None
Service Factor	1.15
Shaft Diameter	1.625 IN
Shaft Ground Indicator	Shaft Grounding
Shaft Rotation	Reversible
Speed	3515 rpm
Speed Code	Single Speed
Starting Method	Direct on line
Thermal Device - Bearing	None
Thermal Device - Winding	None
Vibration Sensor Indicator	No Vibration Sensor
Winding Thermal 1	None
Winding Thermal 2	None

Nameplate

NP3553LUA										
CAT.NO.	CEM2516T-G									
SPEC.	39-0000-0193									
HP	25									
VOLTS	230/460									
AMPS	56/28									
RPM	3515									
FRAME	256TC	**HZ**	60			**PH**	3			
SF	1.15	**CODE**	G	**DES**	A	**CLASS**	H			
NEMA NOM. EFF	91.7	**PF**	89							
RATING	40C AMB-CONT									
CC	010A									
ENCL	OPSB	**SN**								
DE	6309	**ODE**	6208							
VPWM INVERTER READY										
CT30-60(2:1) VT3-60(20:1)										
USABLE AT	50HZ 25HP 190/380V 68/34A									SF1.0

AC Induction Motor Performance Data
Record # 36405
Typical performance - not guaranteed values

Winding: 39WGX424-R006	**Type:** 3938M	**Enclosure:** OPSB

Nameplate Data			**460 V, 60 Hz: High Voltage Connection**	
Rated Output (HP)		25	**Full Load Torque**	37.2 LB-FT
Volts		230/460	**Start Configuration**	direct on line
Full Load Amps		56/28	**Breakdown Torque**	148 LB-FT
R.P.M.		3515	**Pull-up Torque**	54.9 LB-FT
Hz	60 **Phase**	3	**Locked-rotor Torque**	77.2 LB-FT
NEMA Design Code	B **KVA Code**	G	**Starting Current**	197 A
Service Factor (S.F.)		1.15	**No-load Current**	8.48 A
NEMA Nom. Eff.	91.7 **Power Factor**	89	**Line-line Res. @ 25ºC**	0.38245 Ω
Rating - Duty		40C AMB-CONT	**Temp. Rise @ Rated Load**	46°C
S.F. Amps			**Temp. Rise @ S.F. Load**	57°C
			Locked-rotor Power Factor	29
			Rotor inertia	0.971 LB-FT2

Load Characteristics 460 V, 60 Hz, 25 HP

% of Rated Load	**25**	**50**	**75**	**100**	**125**	**150**	**S.F.**
Power Factor	50	79	86	89	90	90	90
Efficiency	87.5	91.8	92.3	91.7	90.7	89.4	91.1
Speed	3578.1	3559.4	3538.9	3515.1	3490	3461	3500
Line amperes	13.1	15.8	21.8	28.4	35.6	43.3	32.7

ABB Motors and Mechanical Inc.

WINDING # 39WGX424

25 HP 3 PH 60 HZ 3515 RPM 460 V 3938M

Typical performance - not guaranteed values.

TORQUES(LB-FT): PO=148 PU=54.9 LR=77.2 LRA=197

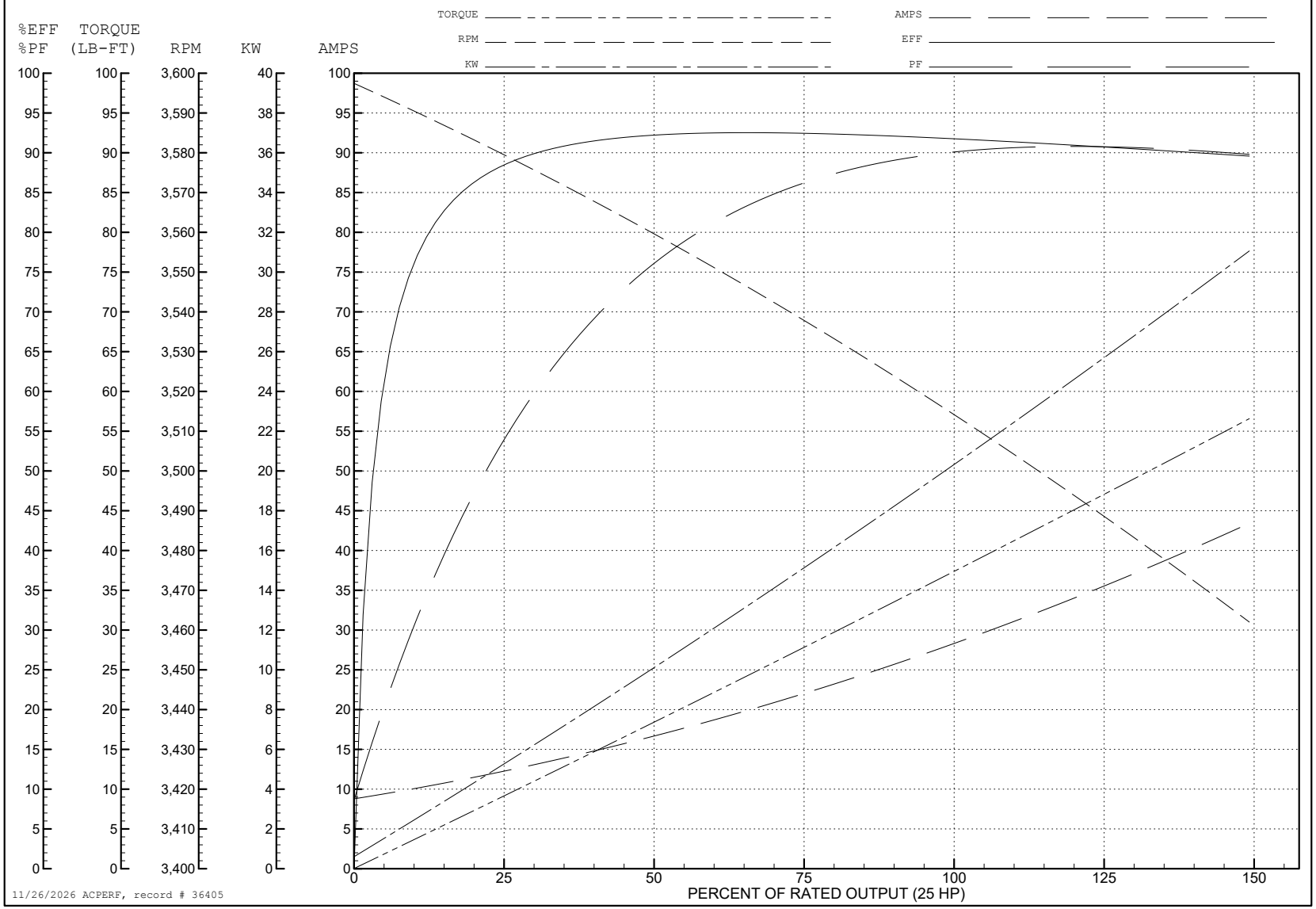

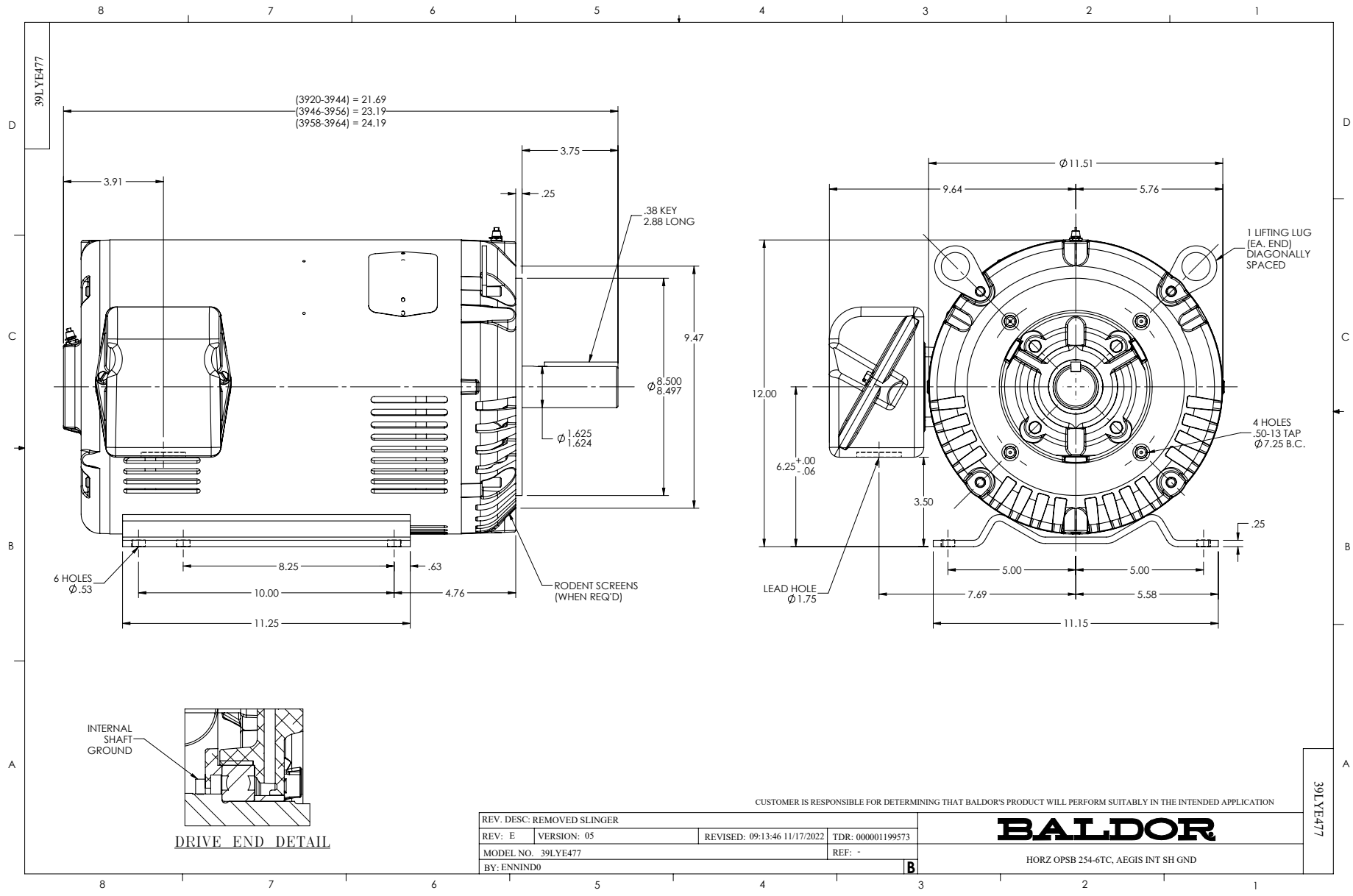
39LYE477
(3920-3944) = 21.69
(3946-3956) = 23.19
(3958-3964) = 24.19
3.91
3.75
.25
.38 KEY
2.88 LONG
9.47
Ø8.500
8.497
Ø1.625
1.624
6 HOLES
Ø.53
8.25
.63
10.00
4.76
11.25
RODENT SCREENS
(WHEN REQ'D)
Ø11.51
9.64
5.76
1 LIFTING LUG
(EA. END)
DIAGONALLY
SPACED
12.00
4 HOLES
.50-13 TAP
Ø7.25 B.C.
6.25 +.00 -.06
3.50
.25
LEAD HOLE
Ø1.75
5.00
5.00
7.69
5.58
11.15
INTERNAL
SHAFT
GROUND
DRIVE END DETAIL
CUSTOMER IS RESPONSIBLE FOR DETERMINING THAT BALDOR'S PRODUCT WILL PERFORM SUITABLY IN THE INTENDED APPLICATION
REV. DESC: REMOVED SLINGER
REV: E
VERSION: 05
REVISED: 09:13:46 11/17/2022
TDR: 000001199573
MODEL NO. 39LYE477
REF: -
BY: ENNIND0
B
BALDOR
HORZ OPSB 254-6TC, AEGIS INT SH GND
39LYE477

CD0180

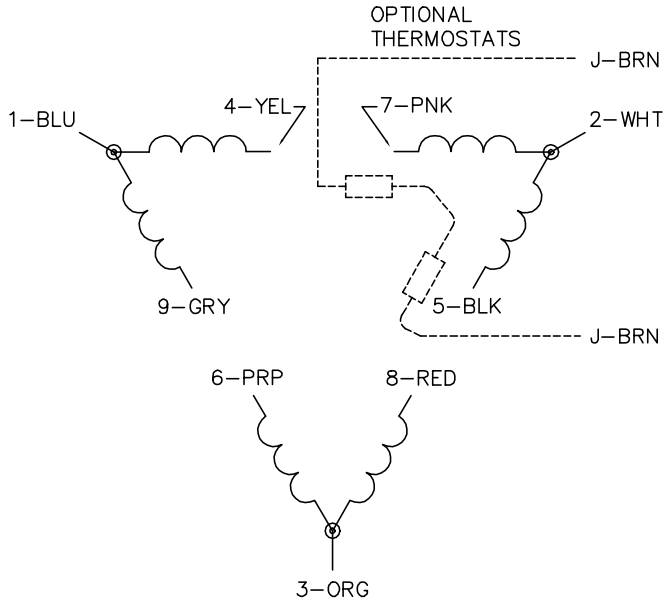

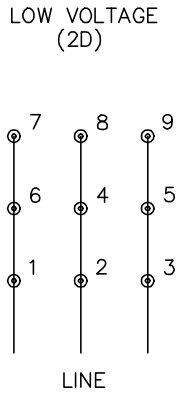

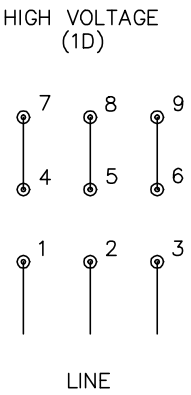

NOTES:

1. INTERCHANGE ANY TWO LINE LEADS TO REVERSE ROTATION.
2. OPTIONAL THERMOSTATS ARE PROVIDED WHEN SPECIFIED.
3. ACTUAL NUMBER OF INTERNAL PARALLEL CIRCUITS MAY BE A MULTIPLE OF THOSE SHOWN ABOVE.
4. LEAD COLORS ARE OPTIONAL. LEADS MUST ALWAYS BE NUMBERED AS SHOWN.

CD0180

REV. DESC: ADD CLASS CONN00000007		
REV. LTR: D	VERSION: 01	TDR: 000001099922
FILE: \AAA\00005\148	REVISED: 10:25:29 02/19/2019	BY: ENBRIR0
MTL: –		

BALDOR - RELIANCE®

3PH, DV, 9 LEADS, DELTA CONNECTION

SH 1 of 1