ABB BALDOR RELIANCE

Customer information packet

CEBM7144T

5HP, 1750RPM, 3PH, 60HZ, 184TC, 0642M, XPFC, F1
Class - CLI GP D; CLII GP F,G
Division - Division I

Copyright © All product information within this document is subject to ABB Motors and Mechanical Inc. copyright © protection, unless otherwise noted.
11/23/2026 4:44:54 AM

Specifications

Enclosure	XPFC
Frame	184TC
Frame Material	Iron
Frequency	60.00 Hz
Haz Area Class and Group	CLI GP D; CLII GP F,G
Haz Area Division	Division I
Motor Letter Type	Three Phase
Output @ Frequency	5.000 HP @ 60 HZ
Phase	3
Synchronous Speed @ Frequency	1800 RPM @ 60 HZ
Voltage @ Frequency	230.0 V @ 60 HZ
	460.0 V @ 60 HZ
Agency Approvals	CSA EEV
	CSA
	UR
Ambient Temperature	40 °C
Auxiliary Box	NO AUXILLARY BOX
Auxiliary Box Lead Termination	None
Base Indicator	Rigid
Bearing Grease Type	Polyrex EM (-20F +300F)
Blower	None
Current @ Voltage	13.000 A @ 230.0 V
	6.500 A @ 460.0 V
Design Code	B
Drip Cover	No Drip Cover
Duty Rating	CONT
Efficiency @ 100% Load	89.5 %
Electrically Isolated Bearing	Not Electrically Isolated
Feedback Device	NO FEEDBACK
Front Face Code	Brake Mounting
Front Shaft Indicator	None
Haz Area Temp Code	T3C

Part Detail

Revision	F
Type	AC
Mech. spec.	06J271
Base	
Status	PRD/A
Elec. spec.	06WGX182
Layout	06LYJ271
Eff. date	05-20-2025
CD Diagram	CD0005
Poles	04
Leads	9#16
Proprietary	False
Created date	10-17-2017

Heater Indicator	No Heater
High Voltage Full Load Amps	6.5 a
Insulation Class	B
Inverter Code	Not Inverter
KVA Code	J
Lifting Lugs	Standard Lifting Lugs
Locked Bearing Indicator	Locked Bearing
Motor Lead Exit	Ko Box
Motor Lead Quantity/Wire Size	9 @ 16 AWG
Motor Lead Termination	Flying Leads
Motor Standards	NEMA
Motor Type	X0642M
Mounting Arrangement	F1
Number of Poles	4
Overall Length	30.83 IN
Power Factor	81
Product Family	General Purpose
Pulley End Bearing Type	Ball
Pulley Face Code	C-Face
Pulley Shaft Indicator	Standard
Rodent Screen	None
RoHS Status	ROHS COMPLIANT
Service Factor	1.15
Shaft Diameter	1.125 IN
Shaft Extension Location	Pulley End
Shaft Ground Indicator	No Shaft Grounding
Shaft Rotation	Reversible
Shaft Slinger Indicator	No Slinger
Speed	1750 rpm
Speed Code	Single Speed
Starting Method	Direct on line
Thermal Device - Bearing	None
Thermal Device - Winding	Normally Closed Thermostat
Vibration Sensor Indicator	No Vibration Sensor

Winding Thermal 1	None
Winding Thermal 2	None

Nameplate

NP1426XPSLEV							
NO.		**CC**	010A				
SER.							
SPEC.	06J271X182G1						
CAT.NO.	CEBM7144T						
HP	5	**T. CODE**	T3C				
VOLTS	230/460						
AMPS	13/6.5						
RPM	1750						
HZ	60	**PH**	3	**CL**	B		
SER.F.	1.15	**DES**	B	**CODE**	J		
RATING	40C AMB-CONT						
FRAME	184TC	**NEMA-NOM-EFF**	89.5				
		PF	81				
BLANK							

AC Induction Motor Performance Data
Record # 57604
Typical performance - not guaranteed values

Winding: 06WGX182-R088	**Type:** 0642M	**Enclosure:** XPFC

Nameplate Data				**460 V, 60 Hz: High Voltage Connection**	
Rated Output (HP)			5	**Full Load Torque**	15 LB-FT
Volts			230/460	**Start Configuration**	direct on line
Full Load Amps			13/6.5	**Breakdown Torque**	53.9 LB-FT
R.P.M.			1750	**Pull-up Torque**	22.4 LB-FT
Hz	60	**Phase**	3	**Locked-rotor Torque**	31.8 LB-FT
NEMA Design Code	B	**KVA Code**	J	**Starting Current**	46.6 A
Service Factor (S.F.)			1.15	**No-load Current**	3.02 A
NEMA Nom. Eff.	89.5	**Power Factor**	81	**Line-line Res. @ 25ºC**	2.63 Ω
Rating - Duty			40C AMB-CONT	**Temp. Rise @ Rated Load**	53°C
S.F. Amps				**Temp. Rise @ S.F. Load**	65°C
				Locked-rotor Power Factor	40.5
				Rotor inertia	0.391 LB-FT2

Load Characteristics 460 V, 60 Hz, 5 HP

% of Rated Load	**25**	**50**	**75**	**100**	**125**	**150**	**S.F.**
Power Factor	41	63	75	81	84	85	83
Efficiency	85.2	89.8	90.4	89.8	88.4	86.9	89
Speed	1789	1777	1765	1752	1737	1721	1743
Line amperes	3.35	4.14	5.21	6.45	7.91	9.47	7.33

ABB Motors and Mechanical Inc.

WINDING # 06WGX182

5 HP 3 PH 60 HZ 1750 RPM 460 V 0642M

Typical performance - not guaranteed values.

TORQUES(LB-FT): PO=53.9 PU=22.4 LR=31.8 LRA=46.6

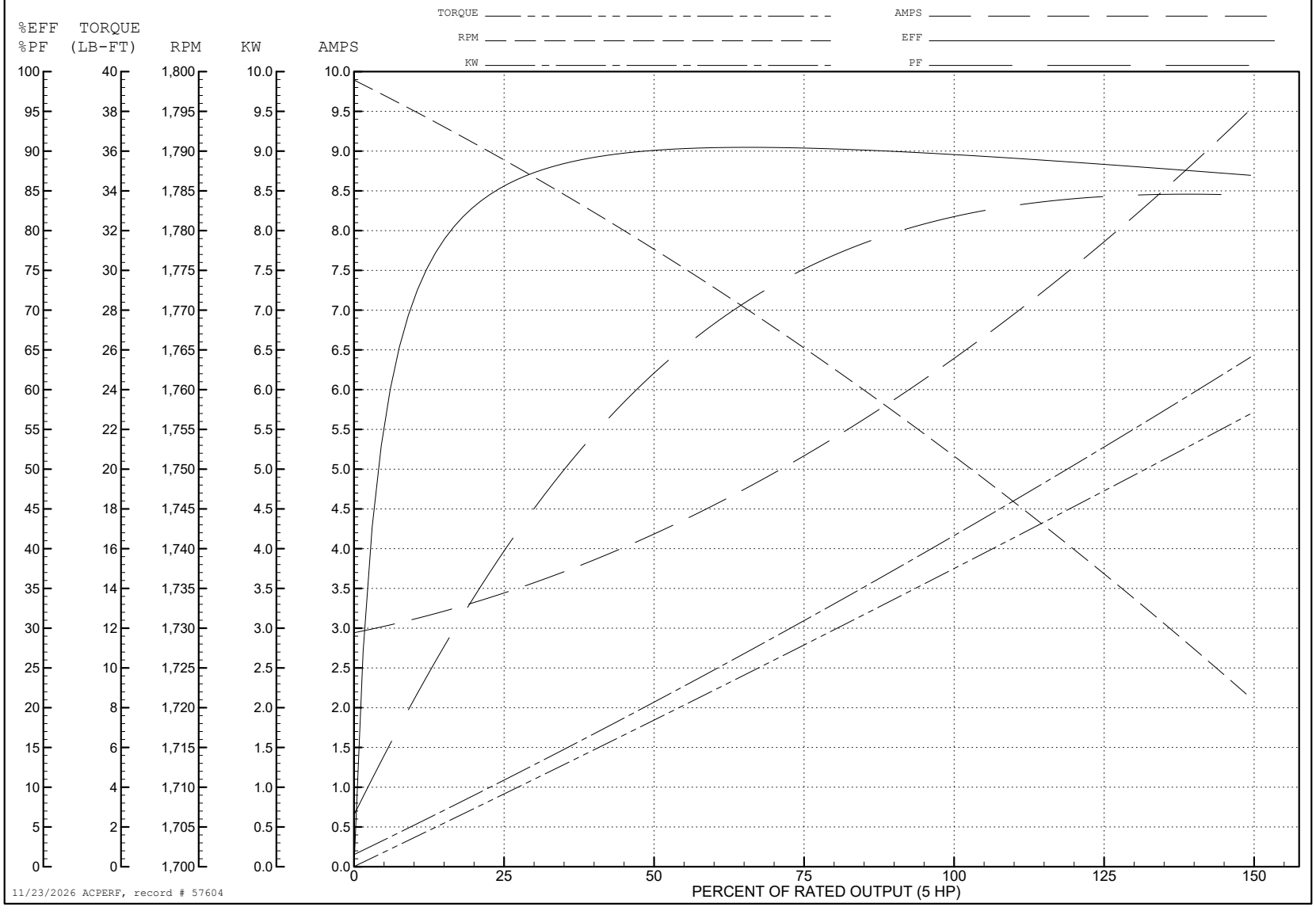

11/23/2026 ACPERF, record # 57604

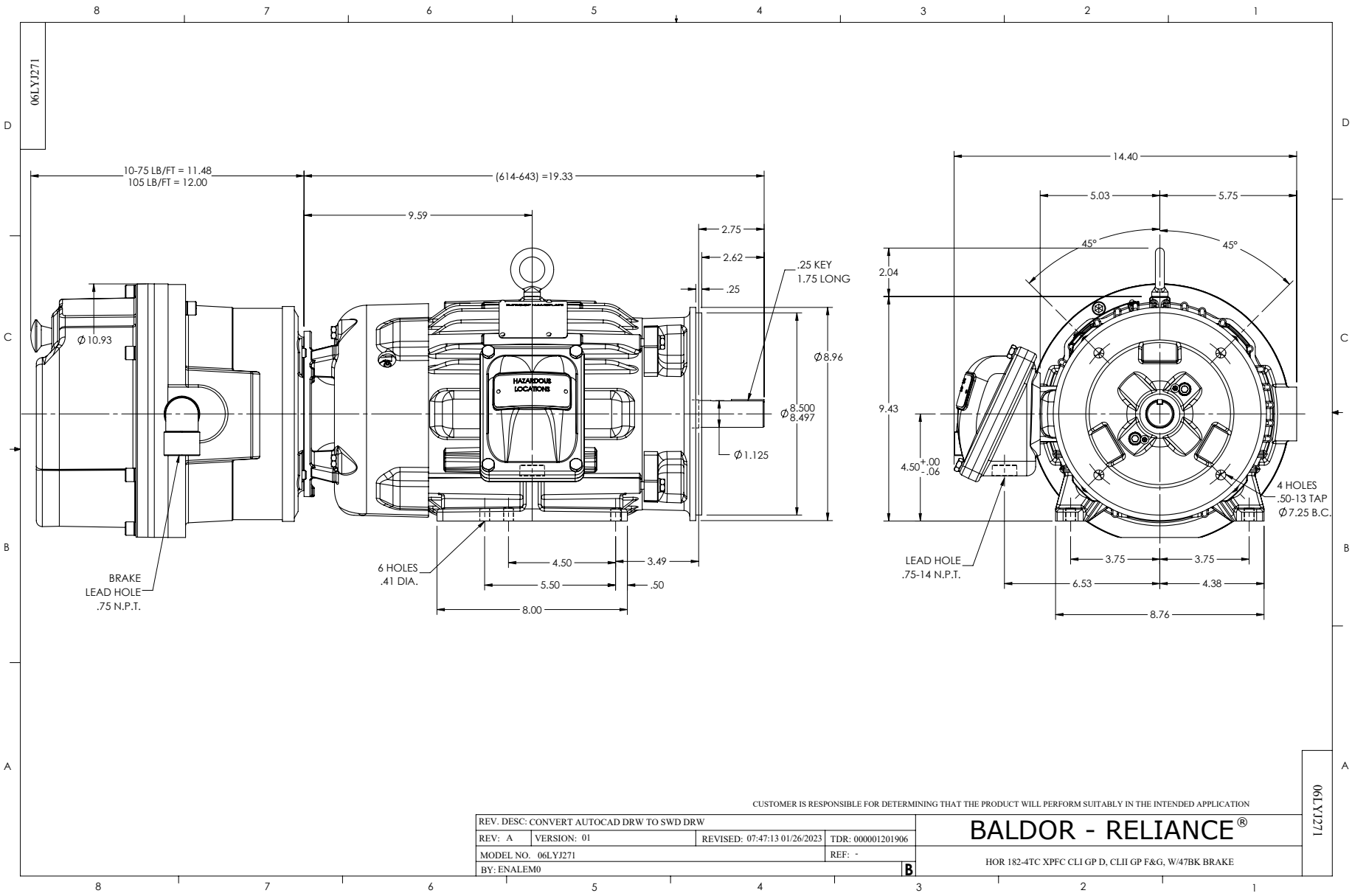
06LYJ271
10-75 LB/FT = 11.48
105 LB/FT = 12.00
(614-643) =19.33
9.59
2.75
2.62
.25
.25 KEY
1.75 LONG
Ø10.93
Ø8.96
Ø8.500
Ø8.497
Ø1.125
HAZARDOUS LOCATIONS
BRAKE
LEAD HOLE
.75 N.P.T.
6 HOLES
.41 DIA.
4.50
3.49
5.50
.50
8.00
14.40
5.03
5.75
45°
45°
2.04
9.43
4.50 +.00 -.06
4 HOLES
.50-13 TAP
Ø7.25 B.C.
LEAD HOLE
.75-14 N.P.T.
3.75
3.75
6.53
4.38
8.76
CUSTOMER IS RESPONSIBLE FOR DETERMINING THAT THE PRODUCT WILL PERFORM SUITABLY IN THE INTENDED APPLICATION
REV. DESC: CONVERT AUTOCAD DRW TO SWD DRW
REV: A
VERSION: 01
REVISED: 07:47:13 01/26/2023
TDR: 000001201906
MODEL NO. 06LYJ271
REF: -
BY: ENALEM0
B
BALDOR - RELIANCE®
HOR 182-4TC XPFC CLI GP D, CLII GP F&G, W/47BK BRAKE
06LYJ271

CD0005

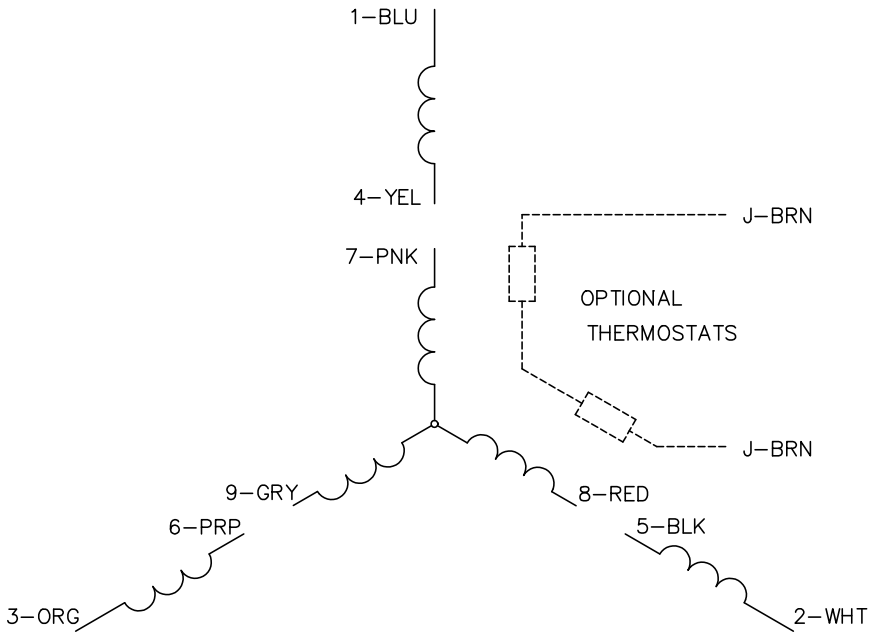

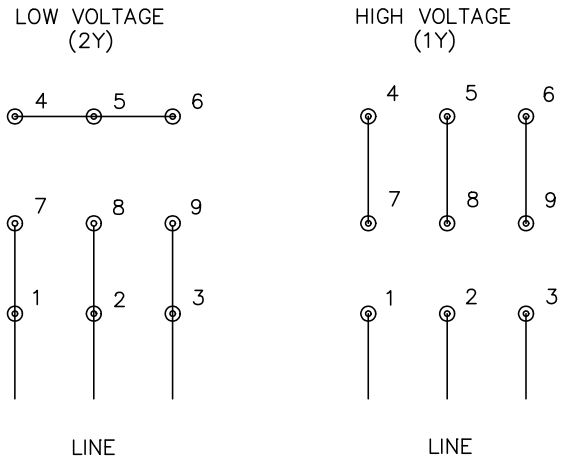

NOTES:

1. INTERCHANGE ANY TWO LINE LEADS TO REVERSE ROTATION.
2. OPTIONAL THERMOSTATS ARE PROVIDED WHEN SPECIFIED.
3. ACTUAL NUMBER OF INTERNAL PARALLEL CIRCUITS MAY BE A MULTIPLE OF THOSE SHOWN ABOVE.
4. LEAD COLORS ARE OPTIONAL. LEADS MUST ALWAYS BE NUMBERED AS SHOWN.

CD0005

REV. DESC: REVISE TO SHOW OPTIONAL COLORS			BALDOR ELECTRIC Co.
REV. LTR: E	BY: JLP	REVISED: 01/19/99 10:15	TDR: 0171435
CD0005		FILE: AAA00005140	MDL: –
		MTL: –	3PH, DV, 9 LEADS