ABB BALDOR RELIANCE

Customer information packet

CEBM3611T-D

3HP, 1760RPM, 3PH, 60HZ, 182TC, 3628M, TEFC, F3
Class - None
Division - Not Applicable

Copyright © All product information within this document is subject to ABB Motors and Mechanical Inc. copyright © protection, unless otherwise noted.
11/23/2026 2:59:00 AM

Specifications

Enclosure	TEFC
Frame	182TC
Frame Material	Steel
Frequency	60.00 Hz
Haz Area Class and Group	None
Haz Area Division	Not Applicable
Motor Letter Type	Three Phase
Output @ Frequency	3.000 HP @ 60 HZ
Phase	3
Synchronous Speed @ Frequency	1800 RPM @ 60 HZ
Voltage @ Frequency	460.0 V @ 60 HZ
	230.0 V @ 60 HZ
Agency Approvals	CSA
	CSA EEV
	UR
Ambient Temperature	40 °C
Auxiliary Box	NO AUXILLARY BOX
Auxiliary Box Lead Termination	None
Base Indicator	Rigid
Bearing Grease Type	Polyrex EM (-20F +300F)
Blower	None
Brake Torque	15.0 lb-ft
Current @ Voltage	8.200 A @ 230.0 V
	8.600 A @ 208.0 V
	4.100 A @ 460.0 V
Design Code	B
Drip Cover	No Drip Cover
Duty Rating	CONT
Efficiency @ 100% Load	89.5 %
Electrically Isolated Bearing	Not Electrically Isolated
Feedback Device	NO FEEDBACK
Front Face Code	Fan Housing Cover For Brake

Part Detail

Revision	M
Type	AC
Mech. spec.	36N109
Base	
Status	PRD/A
Elec. spec.	36WGY434
Layout	36LYN109
Eff. date	07-18-2026
CD Diagram	CD0005
Poles	04
Leads	9#16
Proprietary	False
Created date	06-15-2010

Front Shaft Indicator	None
Heater Indicator	No Heater
High Voltage Full Load Amps	4.1 a
Insulation Class	F
Inverter Code	Inverter Ready
KVA Code	K
Lifting Lugs	No Lifting Lugs
Locked Bearing Indicator	Locked Bearing
Motor Lead Exit	Ko Box
Motor Lead Quantity/Wire Size	9 @ 16 AWG
Motor Lead Termination	Flying Leads
Motor Standards	NEMA
Motor Type	3628M
Mounting Arrangement	F3
Number of Poles	4
Overall Length	21.64 IN
Power Factor	77
Product Family	General Purpose
Pulley End Bearing Type	Ball
Pulley Face Code	C-Face
Pulley Shaft Indicator	Standard
Rodent Screen	None
Service Factor	1.15
Shaft Diameter	1.125 IN
Shaft Extension Location	Pulley End
Shaft Ground Indicator	No Shaft Grounding
Shaft Rotation	Reversible
Shaft Slinger Indicator	No Slinger
Speed	1760 rpm
Speed Code	Single Speed
Starting Method	Direct on line
Thermal Device - Bearing	None
Thermal Device - Winding	None
Vibration Sensor Indicator	No Vibration Sensor

Winding Thermal 1	None
Winding Thermal 2	None

Nameplate

NP1259L									
CAT.NO.	CEBM3611T-D								
SPEC.	36N109Y434G1								
HP	3								
VOLTS	230/460								
AMP	8.2/4.1								
RPM	1760								
FRAME	182TC	**HZ**	60			**PH**	3		
SER.F.	1.15	**CODE**	K	**DES**	B	**CL**	F		
NEMA-NOM-EFF	89.5	**PF**	77						
RATING	40C AMB-CONT								
CC	010A								
DE	6206	**ODE**	6205						
ENCL	TEFC	**SN**							

AC Induction Motor Performance Data
Record # 53377
Typical performance - not guaranteed values

Winding: 36WGY434-R030	**Type:** 3628M	**Enclosure:** OPSB

Nameplate Data				**460 V, 60 Hz: High Voltage Connection**	
Rated Output (HP)			3	**Full Load Torque**	9 LB-FT
Volts			230/460	**Start Configuration**	direct on line
Full Load Amps			8.2/4.1	**Breakdown Torque**	31 LB-FT
R.P.M.			1760	**Pull-up Torque**	16.5 LB-FT
Hz	60	**Phase**	3	**Locked-rotor Torque**	22 LB-FT
NEMA Design Code	B	**KVA Code**	K	**Starting Current**	32 A
Service Factor (S.F.)			1.15	**No-load Current**	2.2 A
NEMA Nom. Eff.	89.5	**Power Factor**	77	**Line-line Res. @ 25ºC**	3.84 Ω
Rating - Duty			40C AMB-CONT	**Temp. Rise @ Rated Load**	41°C
S.F. Amps				**Temp. Rise @ S.F. Load**	50°C
				Locked-rotor Power Factor	42
				Rotor inertia	0.263 LB-FT2

Load Characteristics 460 V, 60 Hz, 3 HP

% of Rated Load	**25**	**50**	**75**	**100**	**125**	**150**	**S.F.**
Power Factor	37	58	71	77	81	83	79
Efficiency	84	89.1	90	89.7	88.7	87.3	89.1
Speed	1788	1778	1767	1756	1743	1729	1748
Line amperes	2.3	2.8	3.4	4.1	4.9	5.8	4.6

ABB Motors and Mechanical Inc.

WINDING # 36WGY434

3 HP 3 PH 60 HZ 1760 RPM 460 V 3628M

Typical performance - not guaranteed values.

TORQUES(LB-FT): PO=31 PU=16.5 LR=22 LRA=32

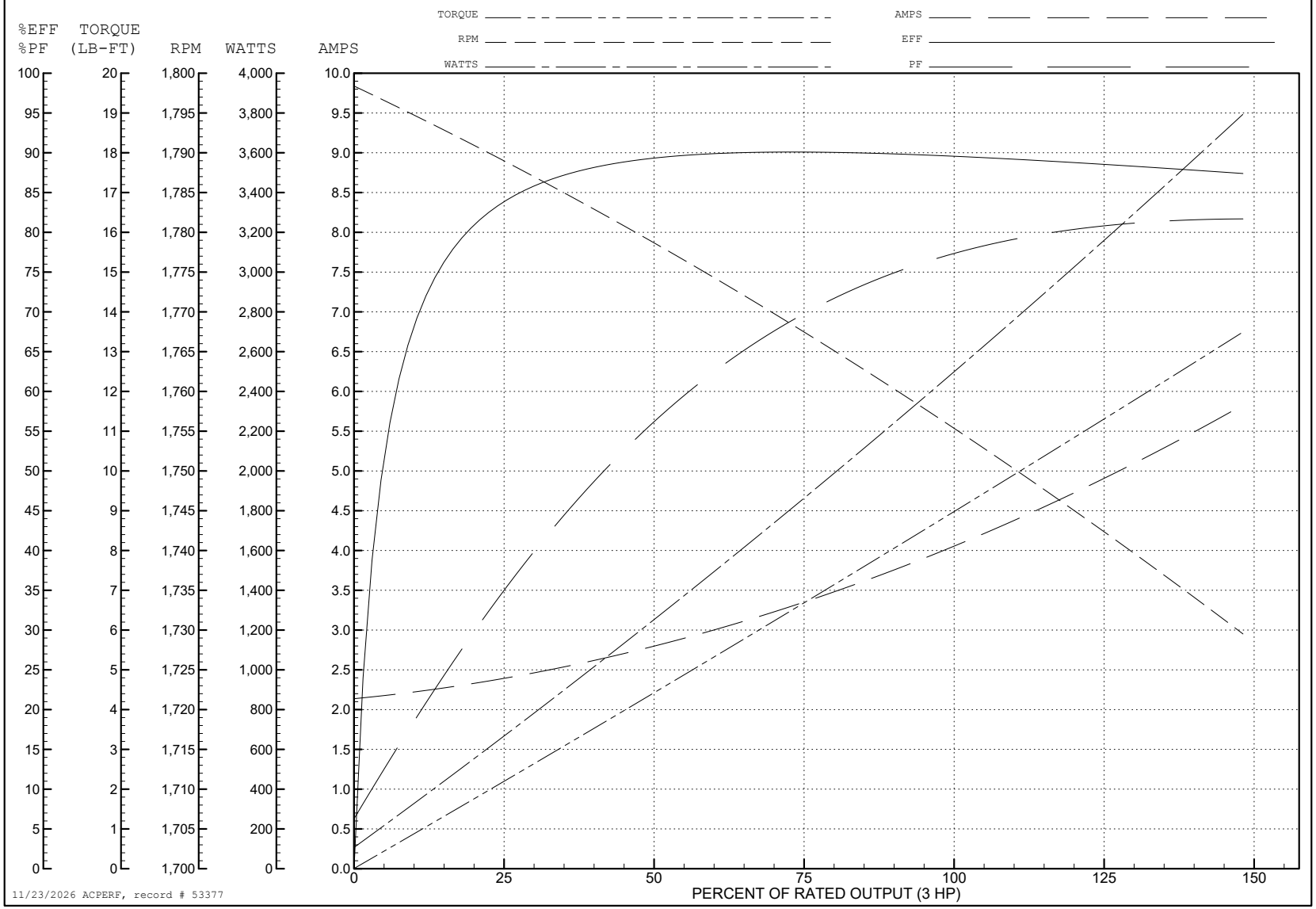

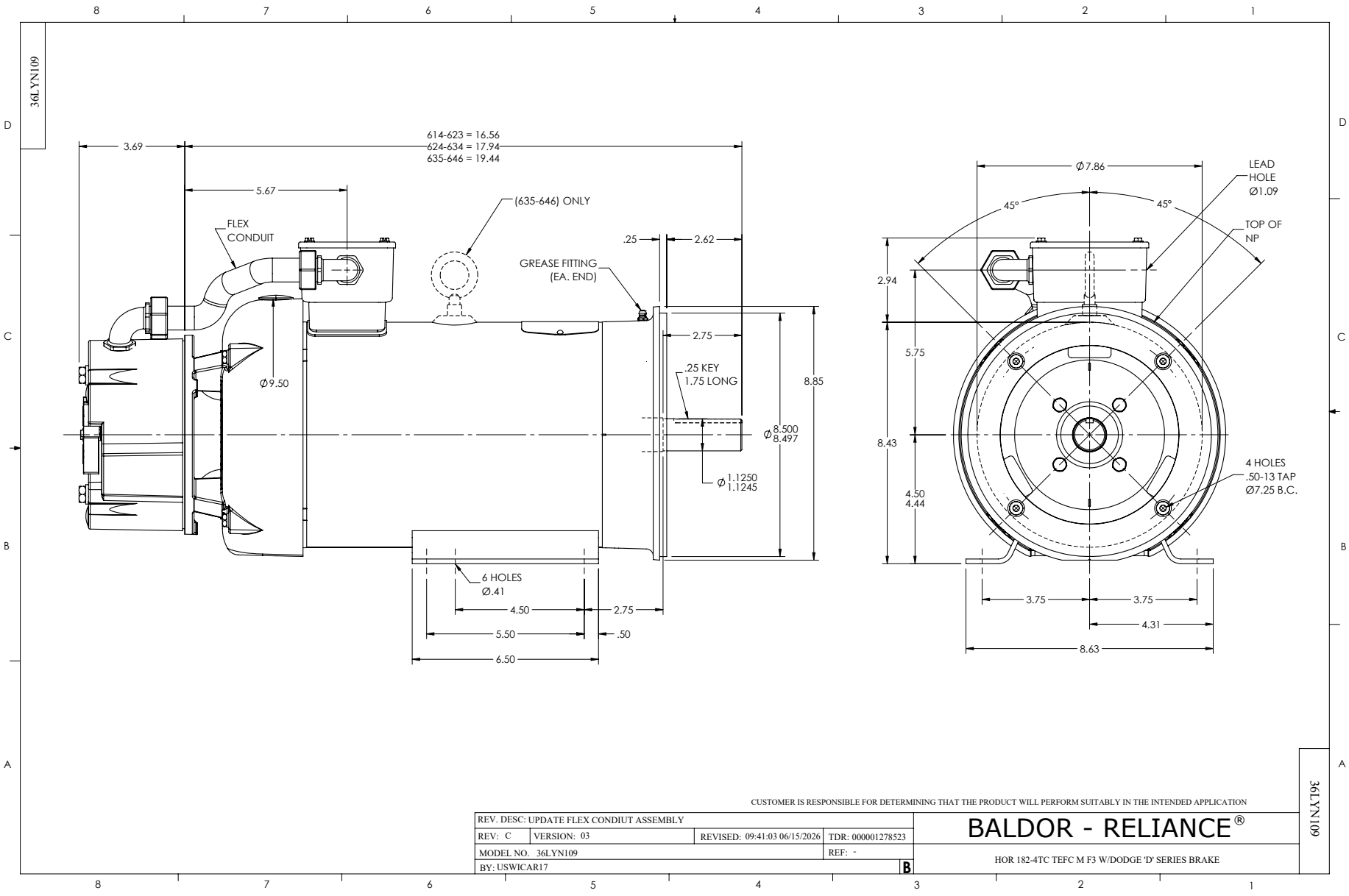
36LYN109
3.69
614-623 = 16.56
624-634 = 17.94
635-646 = 19.44
5.67
(635-646) ONLY
FLEX CONDUIT
.25
2.62
GREASE FITTING (EA. END)
2.75
.25 KEY 1.75 LONG
8.85
Ø9.50
Ø8.500 8.497
Ø1.1250 1.1245
6 HOLES Ø.41
4.50
2.75
5.50
.50
6.50
Ø7.86
LEAD HOLE Ø1.09
45°
45°
TOP OF NP
2.94
5.75
8.43
4.50 4.44
4 HOLES .50-13 TAP Ø7.25 B.C.
3.75
3.75
4.31
8.63
CUSTOMER IS RESPONSIBLE FOR DETERMINING THAT THE PRODUCT WILL PERFORM SUITABLY IN THE INTENDED APPLICATION
REV. DESC: UPDATE FLEX CONDIUT ASSEMBLY
REV: C
VERSION: 03
REVISED: 09:41:03 06/15/2026
TDR: 000001278523
MODEL NO. 36LYN109
REF: -
BY: USWICAR17
B
BALDOR - RELIANCE®
HOR 182-4TC TEFC M F3 W/DODGE 'D' SERIES BRAKE
36LYN109

CD0005

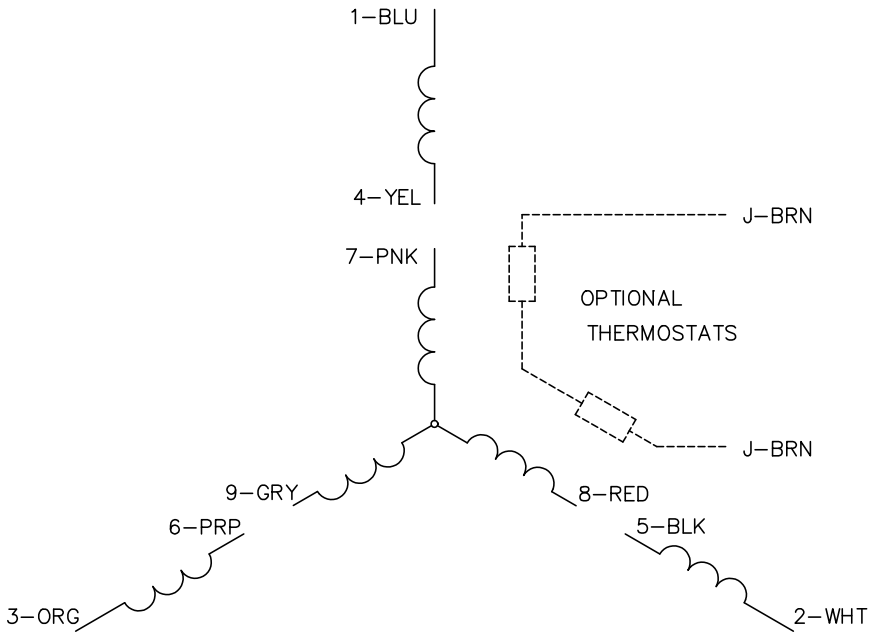

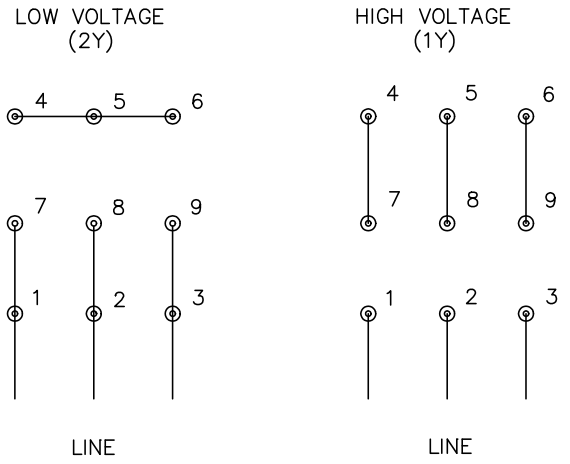

NOTES:

1. INTERCHANGE ANY TWO LINE LEADS TO REVERSE ROTATION.
2. OPTIONAL THERMOSTATS ARE PROVIDED WHEN SPECIFIED.
3. ACTUAL NUMBER OF INTERNAL PARALLEL CIRCUITS MAY BE A MULTIPLE OF THOSE SHOWN ABOVE.
4. LEAD COLORS ARE OPTIONAL. LEADS MUST ALWAYS BE NUMBERED AS SHOWN.

CD0005

REV. DESC: REVISE TO SHOW OPTIONAL COLORS			BALDOR ELECTRIC Co.
REV. LTR: E	BY: JLP	REVISED: 01/19/99 10:15	TDR: 0171435
CD0005		FILE: AAA00005140	MDL: –
		MTL: –	3PH, DV, 9 LEADS

CD2120

WIRING CONNECTIONS (1 PHASE VAC)

	POWER LINE A	POWER LINE B	CAP TOGETHER	CAP ALONE
AC LOW VOLT.	B1	B2	B3 & B5	B4
AC HIGH VOLT.	B1 & B5	B2	---	B3 CAP ALONE B4 CAP ALONE
DC VOLT.	B1	B2	B3 & B5	B4

B1 WHITE
B2 BLACK
B3 GRAY
B4 BLUE
B5 RED

CD2120

REV. DESC: NEW			BALDOR • DODGE • RELIANCE
REV. LTR: –	VERSION: 00	TDR: 000000741785	
FILE: \CKA\00037\282		REVISED: 12:28:11 04/12/2012	D–SERIES MOTOR BRAKE 5LD AC\DC
MTL: –		BY: CKRONS0	SH 1 of 1