

# **ABB BALDOR RELIANCE III**

---

## **Customer information packet** BSM80N-350AA

BSM80N-350AA (NEO) T'STAT, RESOLVER

**Specifications**

<b>Enclosure</b>	TENV
<b>Nameplate Speed</b>	4000
<b>Agency Approvals</b>	CE CSA TUV UR
<b>Base Indicator</b>	Bracket Mounted
<b>Dimensional Drawing Numbers</b>	S2LYP100
<b>Frame</b>	D100D
<b>Frame Material</b>	Exposed Laminations
<b>Motor Lead Quantity/Wire Size</b>	3 @ 16 AWG
<b>Motor Standards</b>	IEC
<b>Mounting Arrangement</b>	F1
<b>Nameplate Output</b>	1.35KW
<b>Shaft Rotation</b>	Reversible

**Part Detail**

<b>Revision</b>	AE
<b>Type</b>	AC
<b>Mech. spec.</b>	S2P100
<b>Base</b>	
<b>Status</b>	PRD/A
<b>Elec. spec.</b>	S2WGW047
<b>Layout</b>	S2LYP100
<b>Eff. date</b>	07-16-2025
<b>CD Diagram</b>	CD0006A02
<b>Poles</b>	04
<b>Leads</b>	3#16
<b>Proprietary</b>	False
<b>Created date</b>	01-01-0001

**Nameplate**

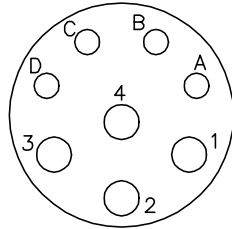
<b>NP2864L</b>									
<b>CAT.NO.</b>									
<b>BLANK</b>									
<b>SPEC.</b>	S2P100W047G1								
<b>MFG.NO.</b>									
<b>TORQ CONT STALL</b>	4.52 NM								
<b>CUR CONT STALL/A RMS</b>	8.33								
<b>POWER</b>	1.89KW								
<b>RATED SPEED/RPM(1/MIN)</b>	6000								
<b>RATED BUS VOLTS</b>	320								
<b>PEAK CUR/A RMS</b>	33.3								
<b>MAX SPEED/RPM(1/MIN)</b>	7000			<b>AMB.</b>	25				
<b>CLASS</b>	F	IP	54	IC	410		<b>MOTOR MASS</b>	6.8	

**Accessories**

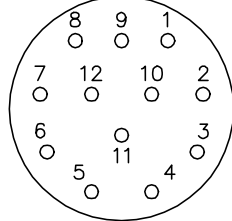
<b>Part number</b>	<b>Description</b>	<b>Multiplier</b>
GBSM80-MRP090-4	Std. Servo Gearbox Ratio 4:1	
GBSM80-MRP090-5	Std. Servo Gearbox Ratio 5:1	E4
GBSM80-MRP090-7	Std. Servo Gearbox Ratio 7:1	E4



8 PIN THREADED CONNECTOR  
(CRIMP STYLE)  
(INSERTION SIDE)



12 PIN THREADED CONNECTOR  
(CRIMP STYLE)  
(INSERTION SIDE)



MOTOR CONNECTIONS

PIN	FUNCTION	INTERNAL/EXTERNAL MARKINGS
A	THERMAL SWITCH	YELLOW
B	THERMAL SWITCH	YELLOW
C	BRAKE (OPTIONAL)	BLACK (* RED)
D	BRAKE (OPTIONAL)	BLACK
1	U	BLACK OR T1
2	GROUND	GREEN OR **GREEN/YELLOW
3	W	BLUE OR T3
4	V	RED OR T2

\* WHEN REQUIRED

\*\*CE MOTORS REQUIRE GREEN/YELLOW GROUND

RESOLVER CONNECTIONS

PIN	FUNCTION	INTERNAL WIRE COLOR
1	REF HI R1	RED/WHITE
2	REF LO R2	YELLOW/WHITE
3	COS+ S1	RED
4	COS- S3	BLACK
5	SINE- S4	BLUE
6	SINE+ S2	YELLOW

CD1321

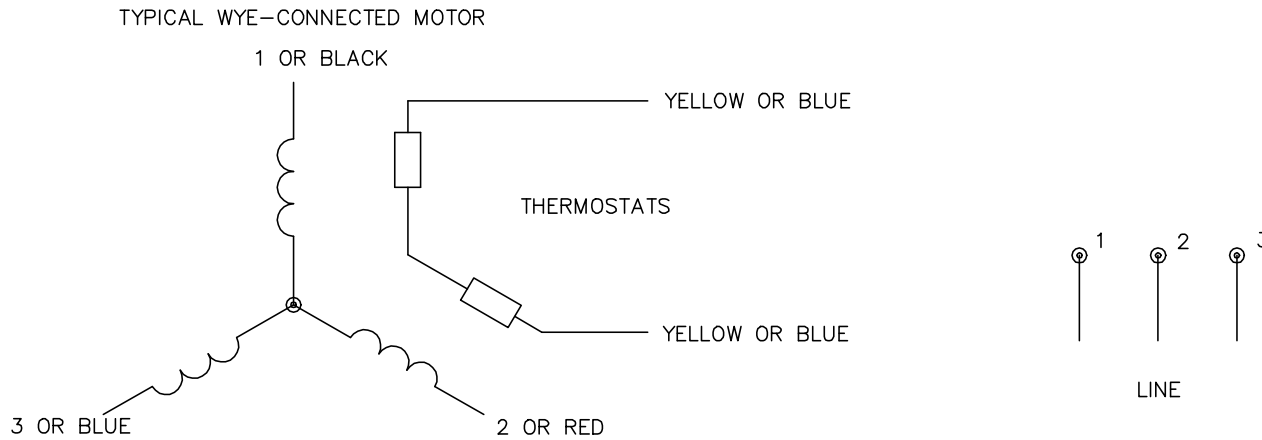
REV. DESC: ADD CE NOTE AND GREEN/YELLOW GROUND		
REV. LTR: F	VERSION: 03	TDR: 000001192301
FILE: \AAA\00055\309	REVISED: 02:34:44 06/13/2022	BY: ENDANDO
MTL: -	© □	

**BALDOR - RELIANCE®**

BSM WIRING DIAG, POWER & RESOLVER, 8 & 12 PIN THD CONNECT.

SH 1 of 1

CD0006A02



**NOTES:**

1. INTERCHANGE ANY TWO LINE LEADS TO REVERSE ROTATION.
2. ACTUAL NUMBER OF INTERNAL PARALLEL CIRCUITS MAY VARY.

REV. DESC: REMOVED "OPTIONAL" FROM PRINT, SERVO REQ'S T'STATS		
REV. LTR: D	VERSION: 03	TDR: 000000414937
CD0006A02	FILE: \AAA\00068\606	REVISED: 10:02:28 11/21/2006
	MTL: -	BY: ENJFDO

**BALDOR ELECTRIC Co.**

3PH, SV, 3 LEADS, WYE CONNECTED

CD0006A02