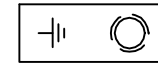


MOTOR CONNECTIONS

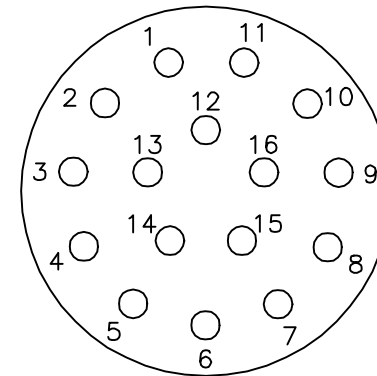
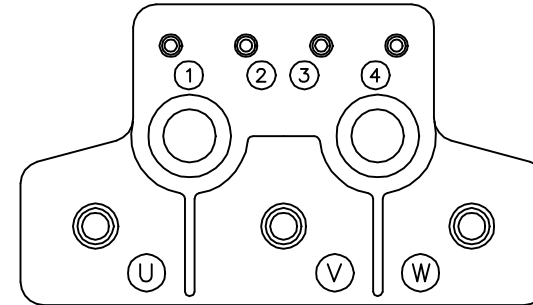
TERMINAL LABEL	FUNCTION	INTERNAL WIRE MARKING
1	THERMAL SWITCH	YELLOW
2	THERMAL SWITCH	YELLOW
3	*BRAKE	BLACK
4	*BRAKE	BLACK
\perp	GROUND	-----
U	PHASE U	BLACK OR T1
V	PHASE V	RED OR T2
W	PHASE W	BLUE OR T3

* WHEN REQUIRED

PIN	FUNCTION	WIRE COLOR
1	DC+5V	RED/BLUE
2	GROUND	BLUE/RED
3	CHANNEL A	BLUE
4	CHANNEL \bar{A}	ORANGE
5	CHANNEL B	GREEN
6	CHANNEL \bar{B}	BROWN
7	CHANNEL Z	BLACK
8	CHANNEL \bar{Z}	YELLOW
9	OPEN	---
10	CHANNEL U	WHITE/BROWN
11	CHANNEL \bar{U}	BROWN/WHITE
12	CHANNEL V	WHITE/GRAY
13	CHANNEL \bar{V}	GRAY/WHITE
14	CHANNEL W	RED/ORANGE
15	CHANNEL \bar{W}	ORANGE/RED
16	OPEN	---



GROUND BOSS



16 PIN CONNECTOR
THREADED CRIMP PIN STYLE

16- #20 CONTACT SIZE
(CRIMP SIDE)

REV. DESC: NEW

REV. LTR: - BY: FN REVISED: 10:20:15 03/25/2004 TDR: 328341

CD1388A02

FILE: AAA00115200

REF: CD1388A02

MTL: -

BALDOR ELECTRIC Co.

CONN DIAG KOYO ENCODER C/T, K.O. BOX & 16 PIN CONNECTOR