ABB BALDOR RELIANCE

Customer information packet

BSM100C-2150AA

BSM100C-2150AA T'STAT, RESOLVER

Copyright © All product information within this document is subject to ABB Motors and Mechanical Inc. copyright © protection, unless otherwise noted.
11/23/2026 3:59:49 AM

Specifications

Enclosure	TENV
Nameplate Speed	2400
Agency Approvals	CE
	CSA
	TUV
	UR
Base Indicator	Bracket Mounted
Dimensional Drawing Numbers	S4LYP124
Frame	D165D
Frame Material	Exposed Laminations
Motor Lead Quantity/Wire Size	3 @ 14 AWG
Motor Standards	IEC
Mounting Arrangement	F1
Nameplate Output	1.94KW
Shaft Rotation	Reversible

Part Detail

Revision	AE
Type	AC
Mech. spec.	S4P124
Base	
Status	PRD/A
Elec. spec.	S4WGW104
Layout	S4LYP124
Eff. date	08-18-2025
CD Diagram	CD0006A02
Poles	08
Leads	3#14
Proprietary	False
Created date	01-01-0001

Nameplate

NP2863L					
CAT.NO.					
SPEC.	S4P124W104				
MFG.NO.					
TORQ CONT STALL	10 NM				
CUR CONT STALL/A RMS	8.06				
POWER	2.09KW				
RATED SPEED/RPM(1/MIN)	2000				
RATED BUS VOLTS	320				
PEAK CUR/A RMS	24.2				
MAX SPEED/RPM(1/MIN)	6000				
IP	54	**IC**	410	**WT.**	17.7
CLASS	F	**25C RATED**			

Accessories

Part number	Description	Multiplier
GBSM100-MRP120-3	Std. Servo Gearbox Ratio 3:1	E4
GBSM100-MRP120-5	Std. Servo Gearbox Ratio 5:1	E4
GBSM100-MRP155-10	Std. Servo Gearbox Ratio 10:1	E4

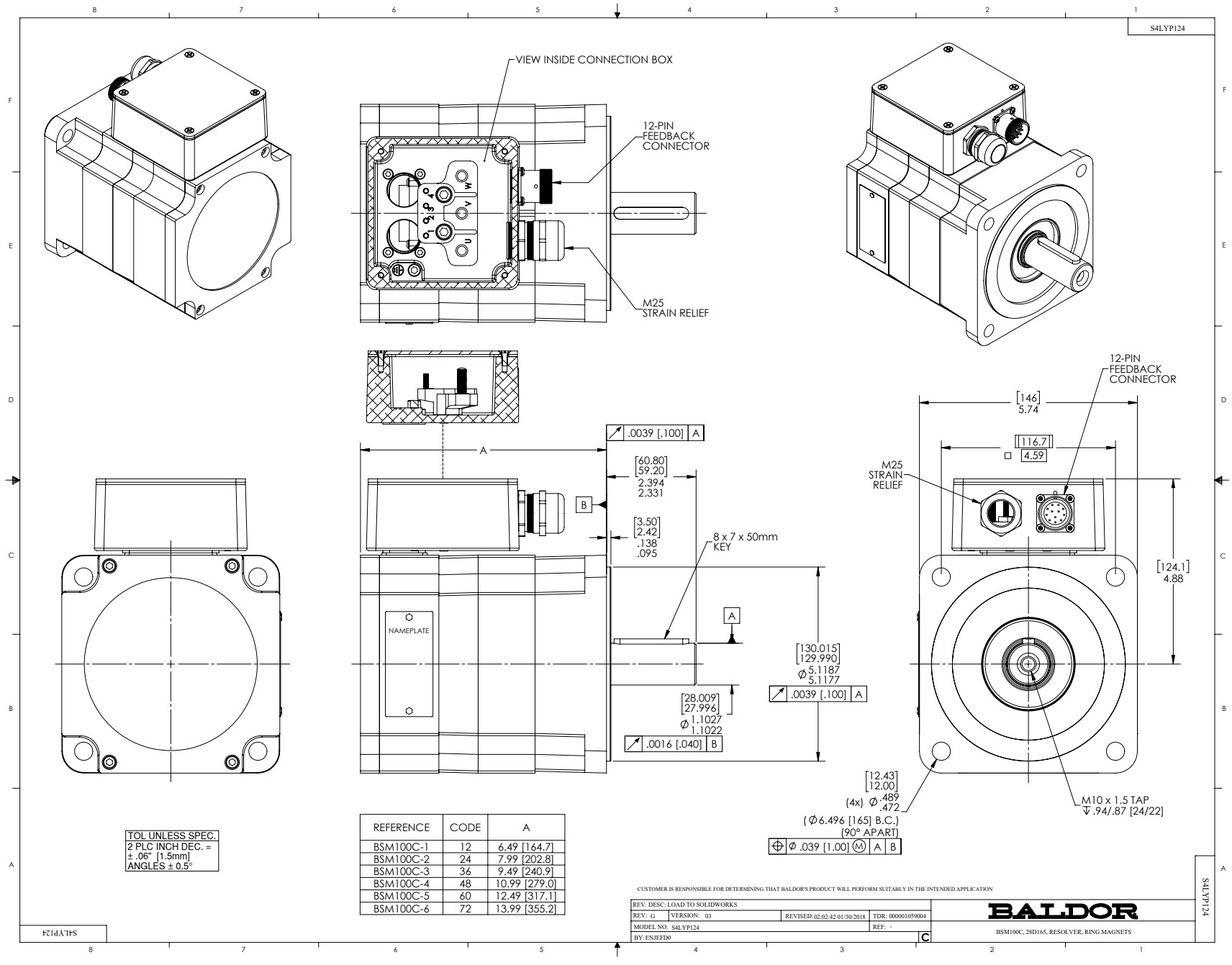

REFERENCE	CODE	A
BSM100C-1	12	6.49 [164.7]
BSM100C-2	24	7.99 [202.8]
BSM100C-3	36	9.49 [240.9]
BSM100C-4	48	10.99 [279.0]
BSM100C-5	60	12.49 [317.1]
BSM100C-6	72	13.99 [355.2]

CD1404

MOTOR CONNECTIONS

TERMINAL LABEL	FUNCTION	INTERNAL WIRE MARKING
1	THERMAL SWITCH	YELLOW
2	THERMAL SWITCH	YELLOW
3	BRAKE (OPTIONAL)	BLACK
4	BRAKE (OPTIONAL)	BLACK
⏚	GROUND	-----
U	PHASE U	T1
V	PHASE V	T2
W	PHASE W	T3

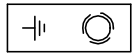

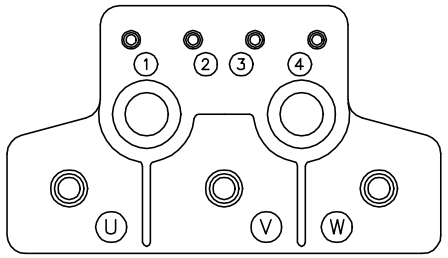

RESOLVER CONNECTIONS

PIN	FUNCTION	INTERNAL WIRE COLOR
1	REF HI R1	RED/WHITE
2	REF LO R2	YELLOW/WHITE (or) BLACK/WHITE
3	COS+ S1	RED
4	COS− S3	BLACK
5	SINE+ S2	BLUE
6	SINE− S4	YELLOW

12 PIN THREADED CONNECTOR
(INSERTION SIDE)

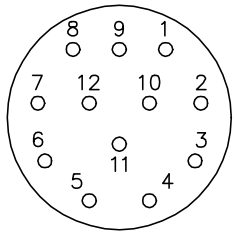

NOTE:

IF NO FEEDBACK, OMIT RESOLVER CONNECTIONS.

CD1404

REV. DESC: ADDED OPTIONAL BLACK/WHITE COLOR TO REF−LO−R2		BALDOR - RELIANCE®
REV. LTR: B	VERSION: 01	TDR: 000001151947
FILE: \AAA\00065\150	REVISED: 01:18:21 10/27/2020	BY: ENJEFDO
MTL: −		CONN. DIAG.−BSM,RESOLVER,BRAKE,TERMINAL BLOCK,12 PIN CONN
		SH 1 of 1

CD0006A02

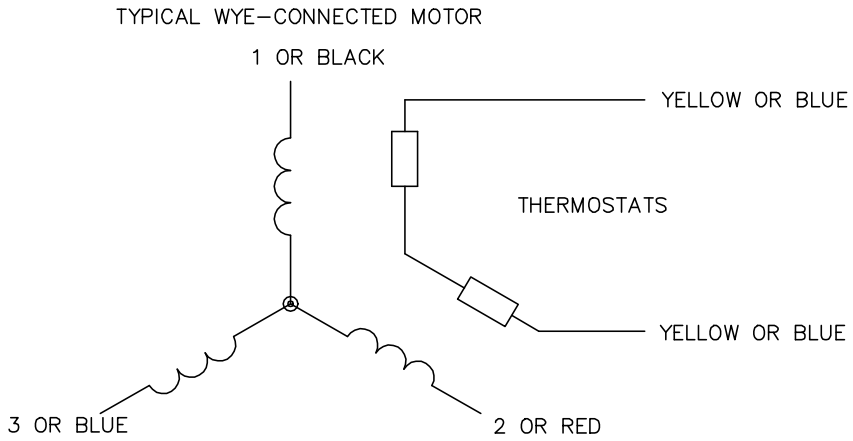

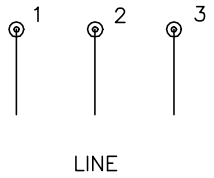

NOTES:

1. INTERCHANGE ANY TWO LINE LEADS TO REVERSE ROTATION.
2. ACTUAL NUMBER OF INTERNAL PARALLEL CIRCUITS MAY VARY.

REV. DESC: REMOVED "OPTIONAL" FROM PRINT, SERVO REQ'S T'STATS			BALDOR ELECTRIC Co.
REV. LTR: D	VERSION: 03	TDR: 000000414937	
CD0006A02	FILE: \AAA\00068\606	REVISED: 10:02:28 11/21/2006	3PH, SV, 3 LEADS, WYE CONNECTED
	MTL: –	BY: ENJEFDO	

CD0006A02