ABB BALDOR RELIANCE

Customer information packet

ANFL3510M

1HP, 1740RPM, 1PH, 60HZ, 56YZ, 3524L, TEFC, F1
Class - None
Division - Not Applicable

Copyright © All product information within this document is subject to ABB Motors and Mechanical Inc. copyright © protection, unless otherwise noted.
11/22/2026 10:10:03 PM

Specifications

Enclosure	TEFC
Frame	56YZ
Frame Material	Steel
Frequency	60.00 Hz
Haz Area Class and Group	None
Haz Area Division	Not Applicable
Motor Letter Type	Cap Start, Induction Run
Output @ Frequency	1.000 HP @ 60 HZ
Phase	1
Synchronous Speed @ Frequency	1800 RPM @ 60 HZ
Voltage @ Frequency	115.0 V @ 60 HZ
	230.0 V @ 60 HZ
Agency Approvals	C UR US
Ambient Temperature	40 °C
Auxiliary Box	NO AUXILLARY BOX
Auxiliary Box Lead Termination	None
Base Indicator	No Mounting
Bearing Grease Type	Polyrex EM (-20F +300F)
Blower	None
Current @ Voltage	12.600 A @ 115.0 V
	6.300 A @ 230.0 V
Design Code	L
Drip Cover	No Drip Cover
Duty Rating	CONT
Efficiency @ 100% Load	68.0 %
Electrically Isolated Bearing	Not Electrically Isolated
Feedback Device	NO FEEDBACK
Front Shaft Indicator	Multiple Flats
Heater Indicator	No Heater
High Voltage Full Load Amps	6.3 a
Insulation Class	F
Inverter Code	Not Inverter

Part Detail

Revision	K
Type	AC
Mech. spec.	35Q142
Base	
Status	PRD/A
Elec. spec.	35WGG385
Layout	35LYQ142
Eff. date	01-09-2026
CD Diagram	CD0269
Poles	04
Leads	4#16 A&J,2#18 B PH,1#14 #4TH Y
Proprietary	False
Created date	02-23-2023

KVA Code	L
Lifting Lugs	No Lifting Lugs
Locked Bearing Indicator	No Locked Bearing
Motor Lead Quantity/Wire Size	4 @ 16 AWG, A&J
Motor Lead Termination	Flying Leads
Motor Standards	NEMA
Motor Type	3524L
Mounting Arrangement	F1
Number of Poles	4
Overall Length	13.55 IN
Power Factor	74
Product Family	General Purpose
Pulley End Bearing Type	Ball
Pulley Face Code	Other
Pulley Shaft Indicator	Key And Flat
Rodent Screen	None
Service Factor	1.15
Shaft Diameter	0.625 IN
Shaft Ground Indicator	No Shaft Grounding
Shaft Rotation	Reversible
Shaft Slinger Indicator	No Slinger
Speed	1740 rpm
Speed Code	Single Speed
Starting Method	Direct on line
Thermal Device - Bearing	None
Thermal Device - Winding	None
Vibration Sensor Indicator	No Vibration Sensor
Winding Thermal 1	Manual Thermal Overload
Winding Thermal 1 Location	KO
Winding Thermal 2	None

Nameplate

NP1280L									
CAT.NO.	ANFL3510M								
SPEC.	35Q142G385								
HP	1								
VOLTS	115/230								
AMP	12.6/6.3								
RPM	1740								
FRAME	56YZ	**HZ**	60		**PH**	1			
SER.F.	1.15	**CODE**	L	**DES**	L	**CL**	F		
NEMA-NOM-EFF	68	**PF**	74						
RATING	40C AMB-CONT								
CC									
DE	6203	**ODE**	6203						
ENCL	TEFC	**SN**							

AC Induction Motor Performance Data
Record # 108283
Typical performance - not guaranteed values

Winding: 35WGG385-R001	**Type:** 3524L	**Enclosure:** TEFC

Nameplate Data				**230 V, 60 Hz: High Voltage Connection**	
Rated Output (HP)			1	**Full Load Torque**	3.019 LB-FT
Volts			115/230	**Start Configuration**	direct on line
Full Load Amps			13/6.5	**Breakdown Torque**	8.54 LB-FT
R.P.M.			1725	**Pull-up Torque**	5.27 LB-FT
Hz	60	**Phase**	1	**Locked-rotor Torque**	8.18 LB-FT
NEMA Design Code	L	**KVA Code**	K	**Starting Current**	39.3 A
Service Factor (S.F.)			1.15	**No-load Current**	4.41 A
NEMA Nom. Eff.	70	**Power Factor**	69	**Line-line Res. @ 25ºC**	2.9123 Ω A Ph 2.3517 Ω B Ph
Rating - Duty			40C AMB-CONT	**Temp. Rise @ Rated Load**	76°C
S.F. Amps				**Temp. Rise @ S.F. Load**	91°C

Load Characteristics 230 V, 60 Hz, 1 HP

% of Rated Load	**25**	**50**	**75**	**100**	**125**	**150**	**S.F.**
Power Factor	38	53	66	74	80	84	78
Efficiency	50.9	64	68.9	69.6	67.9	64.4	68.6
Speed	1783.6	1771.8	1757.4	1741.9	1721.6	1695.1	1730
Line amperes	4.44	4.81	5.47	6.29	7.41	8.78	6.96

ABB Motors and Mechanical Inc.

WINDING # 35WGG385

1 HP 1 PH 60 HZ 1725 RPM 230 V 3524L

TORQUES(LB-FT): PO=8.54 PU=5.27 LR=8.18 LRA=39.3

Typical performance - not guaranteed values.

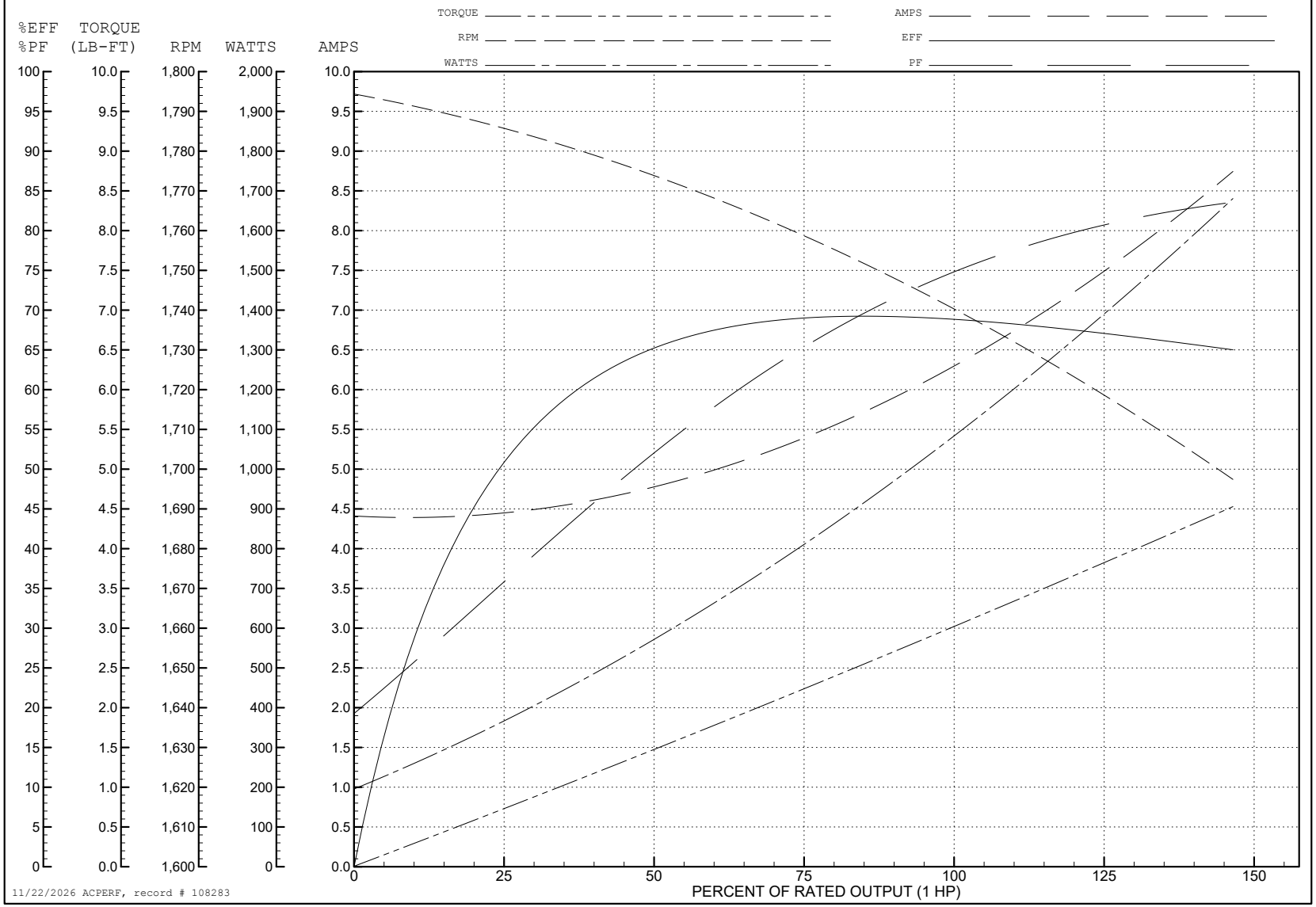

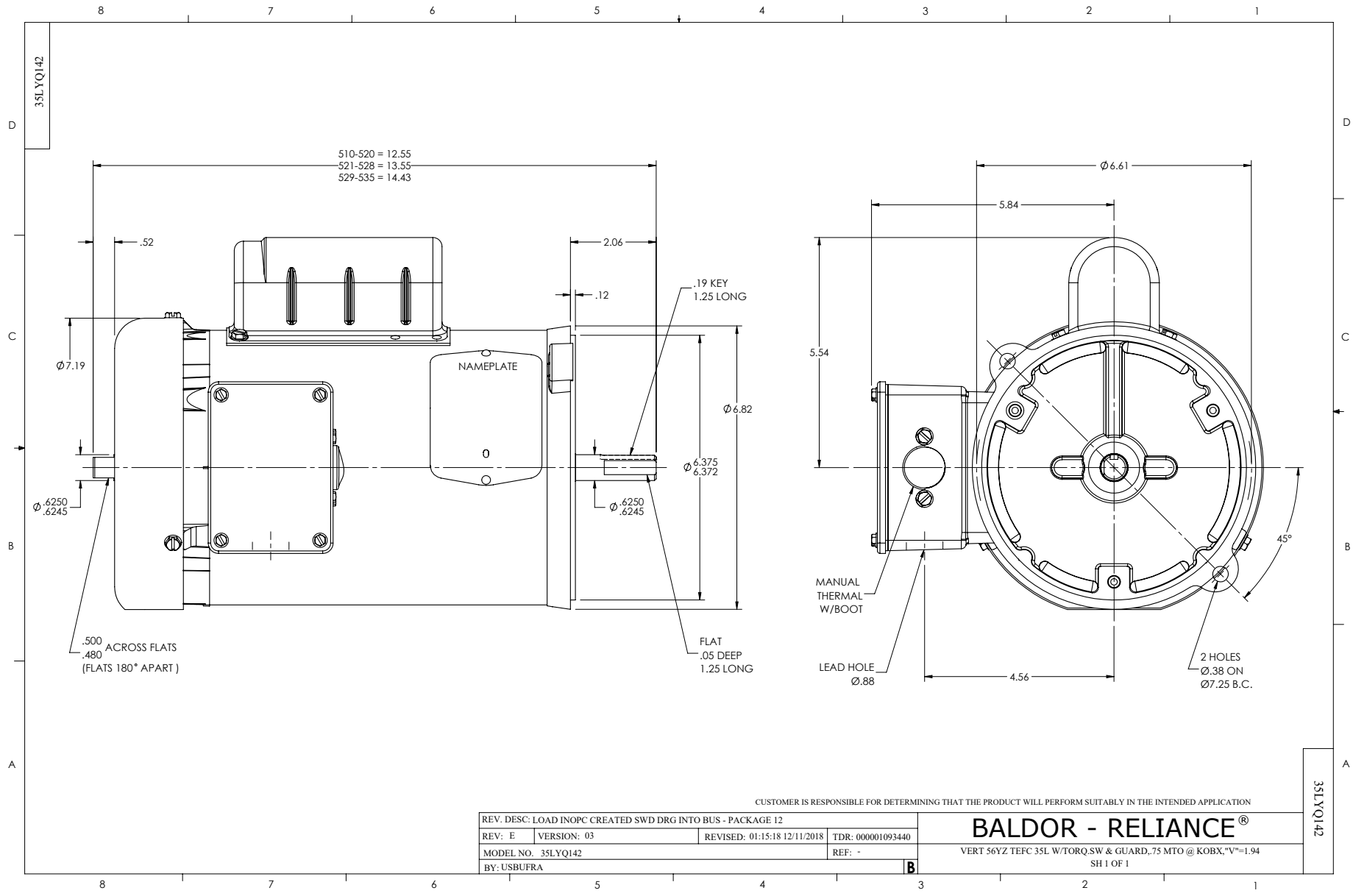
35LYQ142
510-520 = 12.55
521-528 = 13.55
529-535 = 14.43
.52
2.06
.12
.19 KEY
1.25 LONG
Ø7.19
NAMEPLATE
Ø6.82
Ø6.375
6.372
Ø.6250
.6245
.500
.480
ACROSS FLATS
(FLATS 180° APART)
FLAT
.05 DEEP
1.25 LONG
Ø6.61
5.84
5.54
45°
MANUAL
THERMAL
W/BOOT
LEAD HOLE
Ø.88
4.56
2 HOLES
Ø.38 ON
Ø7.25 B.C.
CUSTOMER IS RESPONSIBLE FOR DETERMINING THAT THE PRODUCT WILL PERFORM SUITABLY IN THE INTENDED APPLICATION
REV. DESC: LOAD INOPC CREATED SWD DRG INTO BUS - PACKAGE 12
REV: E
VERSION: 03
REVISED: 01:15:18 12/11/2018
TDR: 000001093440
MODEL NO. 35LYQ142
REF: -
BY: USBUFRA
B
BALDOR - RELIANCE®
VERT 56YZ TEFC 35L W/TORQ.SW & GUARD,.75 MTO @ KOBX,"V"=1.94
SH 1 OF 1
35LYQ142

CD0269

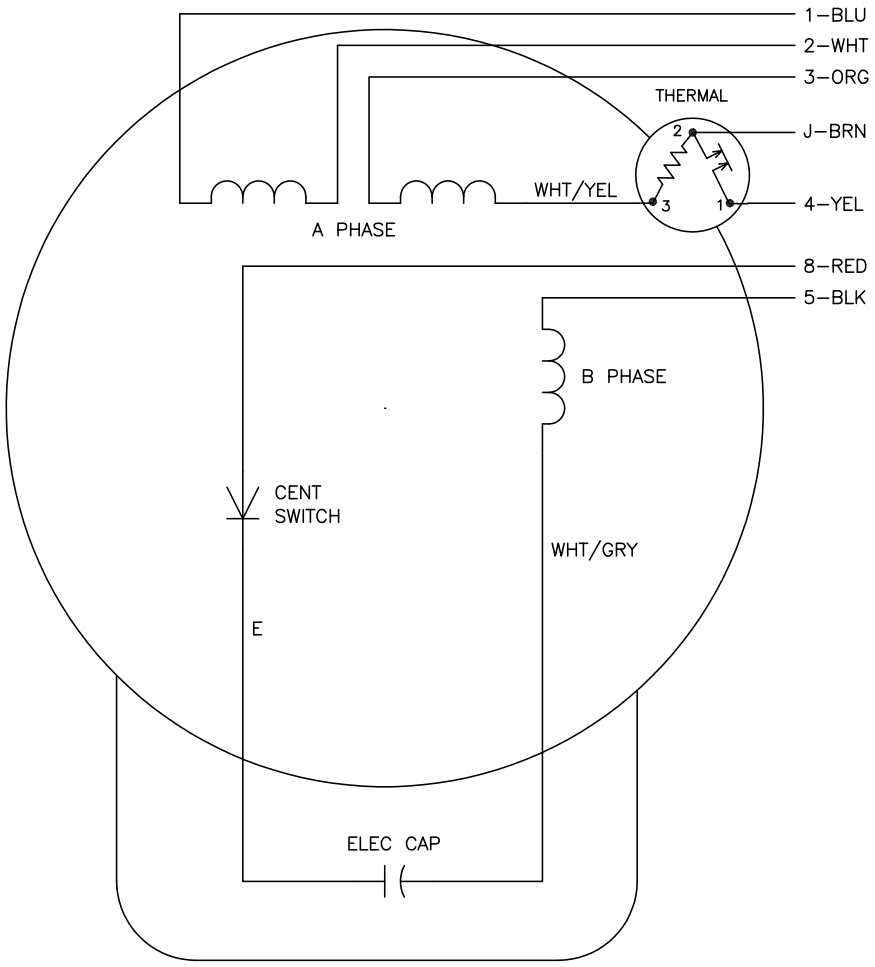

	LINE A	LINE B	JOIN	JOIN
HIGH STD	1,8	4	2,3,5	J
HIGH OPP	1,5	4	2,3,8	J
LOW STD	1,3,8	4	–	2,J,5
LOW OPP	1,3,5	4	–	2,J,8

NOTES:

1. STANDARD ROTATION IS CCW FACING END OPPOSITE SHAFT EXTENSION.
2. MULTIPLE CAPACITORS ARE CONNECTED IN PARALLEL UNLESS OTHERWISE SPECIFIED.
3. LEAD COLORS ARE OPTIONAL. LEADS MUST ALWAYS BE NUMBERED AS SHOWN.

CD0269

REV. DESC: REVISE TO SHOW OPTIONAL COLORS			BALDOR ELECTRIC Co.
REV. LTR: E	BY: JLP	REVISED: 04/08/99 1:07	TDR: 0178636
CD0269		FILE: AAA00007421	MDL: –
		MTL: –	TYPE L, DV, REV, THERMAL, B PH AMPS THRU HTR HVC, 7 LEAD