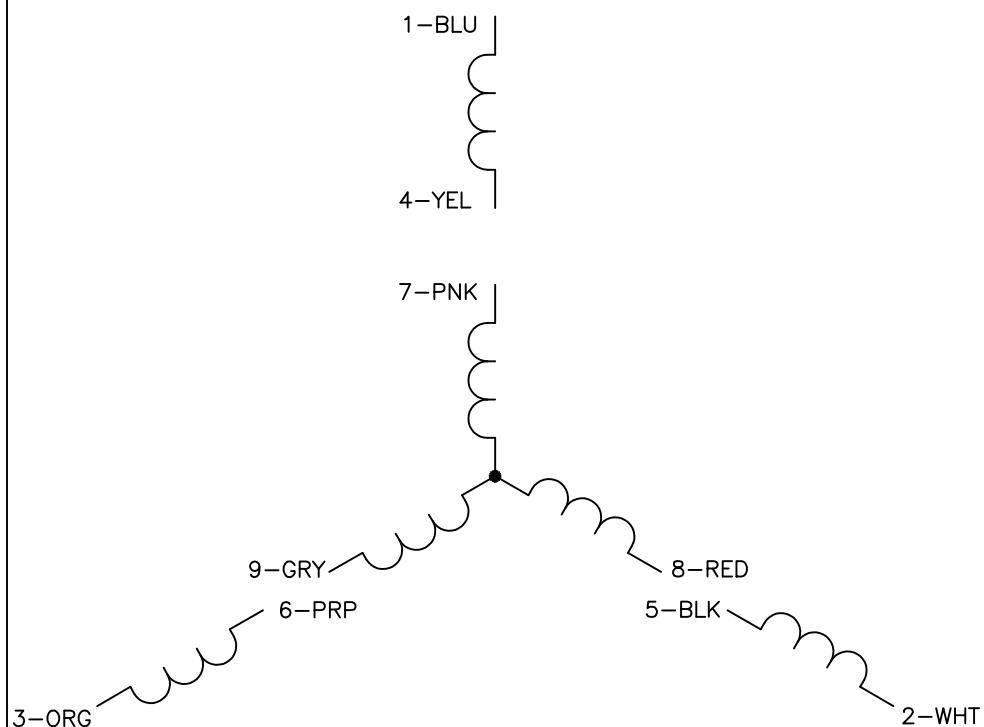


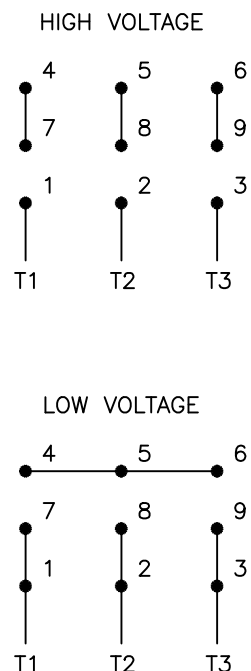
MOTOR



NOTES:

1. GROUND BASE TO BAND.
2. LEAD COLORS ARE OPTIONAL. LEADS MUST ALWAYS BE NUMBERED AS SHOWN.

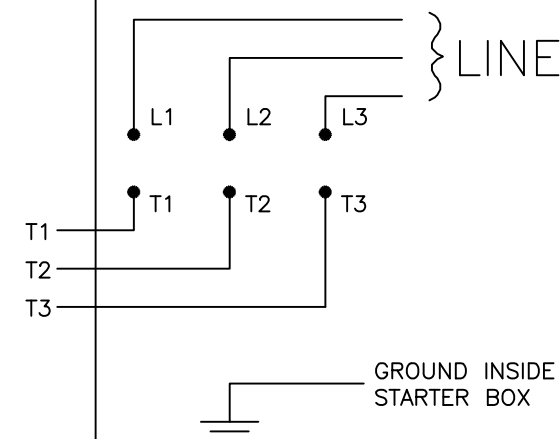
STARTER BRACKET CONDUIT BOX



NOTE:

THE MOTOR IS FACTORY CONNECTED FOR THE SAME VOLTAGE AS THE MAGNETIC STARTER. A MAGNETIC STARTER FOR THE PROPER VOLTAGE EQUIPPED WITH THE CORRECT HEATER ELEMENTS WILL BE NEEDED FOR A VOLTAGE CONNECTION CHANGE.

STARTER



NOTE:

INTERCHANGE ANY TWO LINE LEADS TO REVERSE ROTATION.

REV. DESC: REVISE TO SHOW OPTIONAL COLORS

REV. LTR: C BY: EAH REVISED: 05/05/99 11:35 TDR: 0179909

BALDOR ELECTRIC Co.

852000

FILE: AAA00051260

MDL: -

MTL: -

3PH, DV, 9 LEAD, GRINDER OR BUFFER W/MAGNETIC STARTER