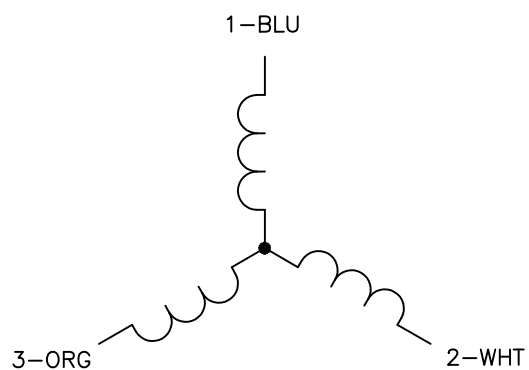


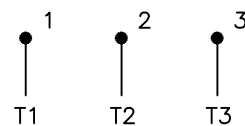
MOTOR



NOTES:

1. GROUND BASE TO BAND.
2. LEAD COLORS ARE OPTIONAL. LEADS MUST ALWAYS BE NUMBERED AS SHOWN.

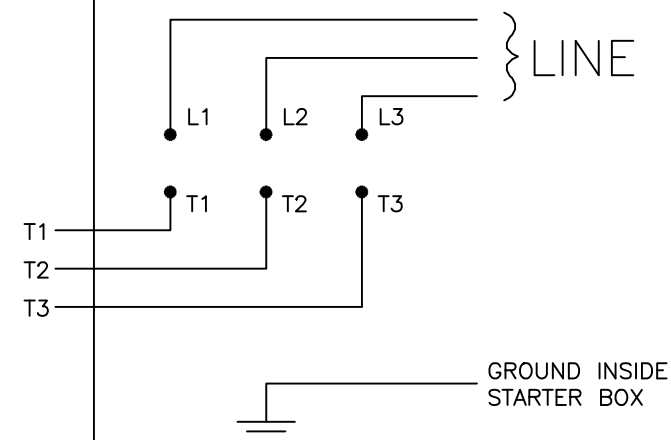
STARTER BRACKET CONDUIT BOX



NOTE:

THE MOTOR VOLTAGE IS MATCHED TO THE MAGNETIC STARTER.

STARTER



NOTE:

INTERCHANGE ANY TWO LINE LEADS TO REVERSE ROTATION.

REV. DESC: REVISE TO SHOW OPTIONAL COLORS

REV. LTR: B BY: EAH REVISED: 05/05/99 10:02 TDR: 0179909

CD0252

FILE: AAA00051767

MDL: -

MTL: -

BALDOR ELECTRIC Co.

3PH, SV, 3 LEAD, GRINDER OR BUFFER W/MAGNETIC STARTER