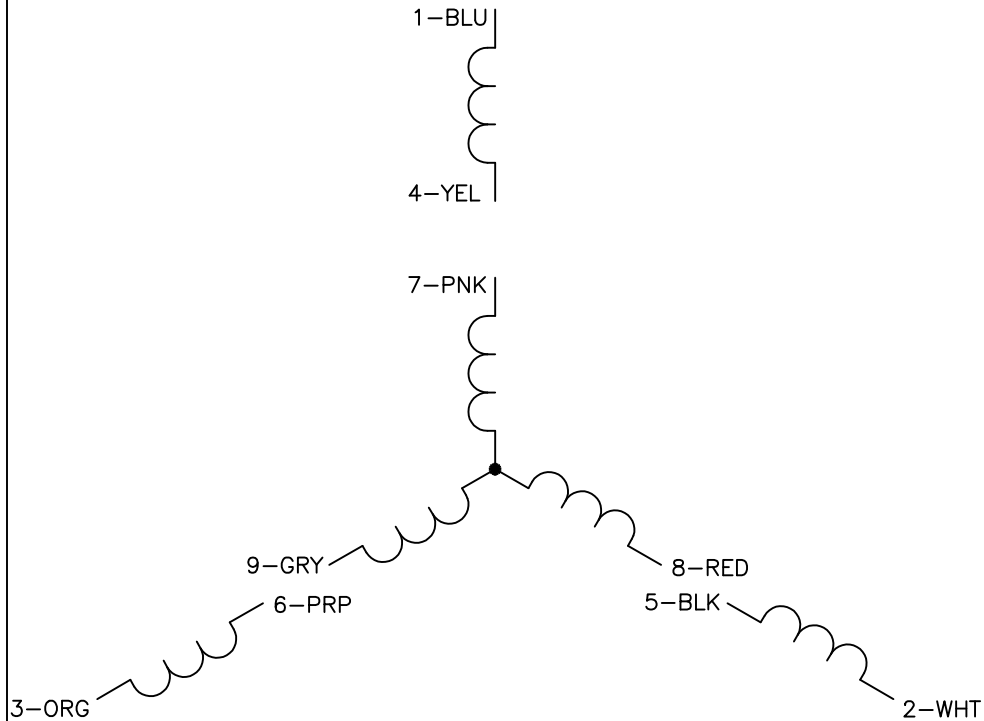


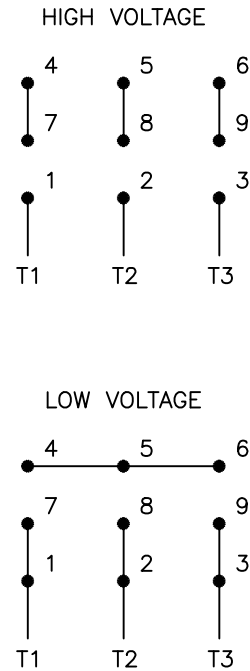
MOTOR



NOTES:

1. GROUND BASE TO BAND.
2. LEAD COLORS ARE OPTIONAL. LEADS MUST ALWAYS BE NUMBERED AS SHOWN.

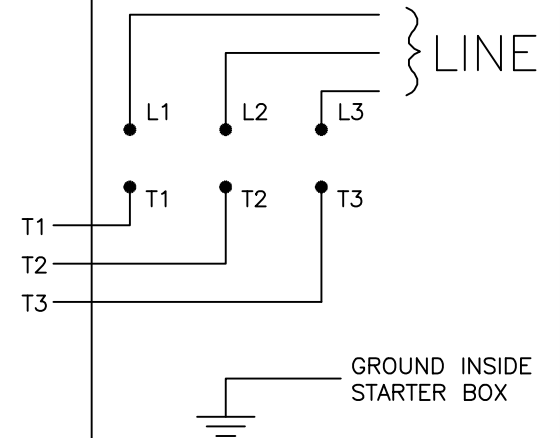
STARTER BRACKET CONDUIT BOX



NOTE:

BALDOR LABEL ON STARTER INDICATES FACTORY CONNECTED VOLTAGE. FOR CORRECT OVERLOAD PROTECTION, INSTALL PROPER HEATER ELEMENTS IN STARTER WHEN CHANGING VOLTAGE CONNECTION.

STARTER



NOTE:

INTERCHANGE ANY TWO LINE LEADS TO REVERSE ROTATION.

REV. DESC: REVISE TO SHOW OPTIONAL COLORS

REV. LTR: C BY: EAH REVISED: 05/05/99 10:07 TDR: 0179909

19Z0C0

FILE: AAA00051265

MDL: -

MTL: -

**BALDOR ELECTRIC Co.**

3PH, DV, 9 LEAD, GRINDER OR BUFFER W/MANUAL STARTER