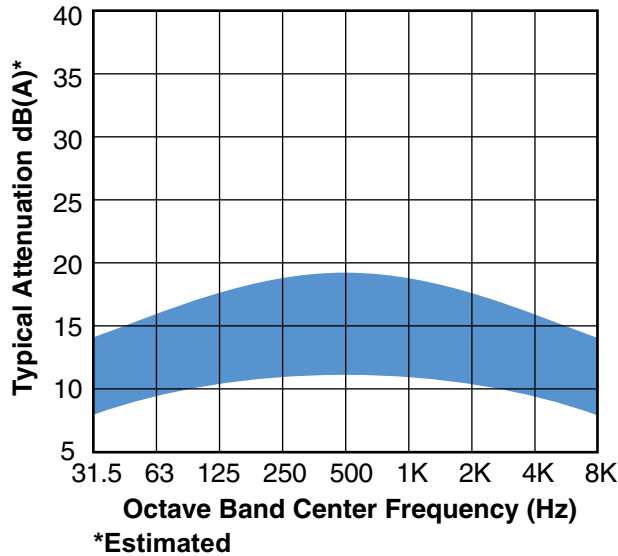


Industrial "100" Level Exhaust Silencers

Typical Attenuation Curve dB(A)*

(ACTUAL ATTENUATION MAY VARY ACCORDING TO APPLICATION)



Application:

These silencers are recommended where minimum silencing is required and ambient noise levels are medium to high.

Construction:

Aluminized Steel: Nelson Silencers through 26" O.D. are fabricated of aluminized steel as standard materials. This material has a maximum operating temperature of 1250°F.

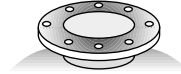
Mild Steel/Aluminized Steel: Nelson Silencers 30" O.D. and larger are fabricated of mild steel and aluminized steel. All silencers 30" O.D. through 36" O.D. have aluminized steel bodies with all other components fabricated from mild steel. Silencers 42" O.D. and larger are fabricated from mild steel.

Silicone Aluminum Paint: Nelson Silencers through 26" O.D. are given a coat of high heat resistant silicone aluminum paint.

Primer/Silicone Aluminum Paint: Nelson Silencers 30" O.D. and larger are given a coat of high heat, rust inhibiting primer and then a topcoat of high heat resistant silicone aluminum paint. Physical properties are maintained up to 900°F* on aluminized steel and 1100°F* on mild steel.

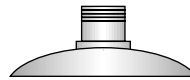
Sample Specification:

The silencer is to be a Nelson Industrial "100" Level Silencer constructed of aluminized steel (26" body diameter and smaller) or mild steel/aluminized steel (larger than 26" body diameter) with all welded construction and suitable for mounting in any position.



"F" Mounting Flange:

Standard in sizes 4" to 22". Drilling matches 125/150# ASA standard.

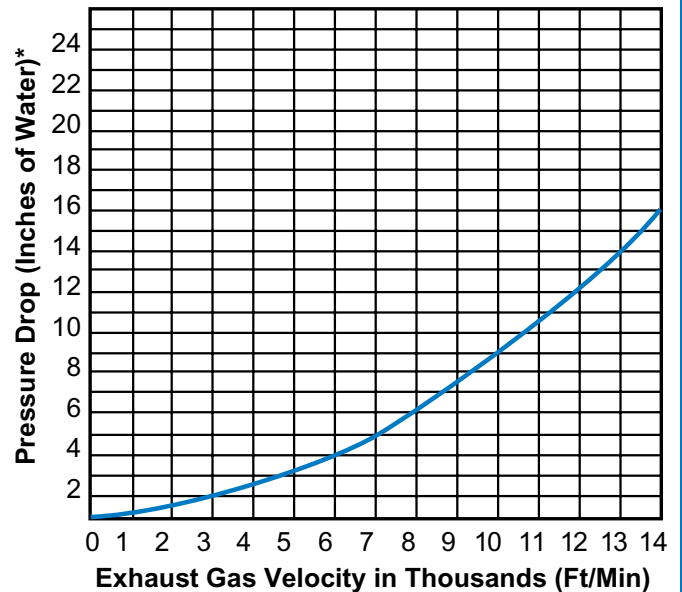


"P" Male Pipe Threads:

NPT ends offered in sizes 3/4" through 4".

Companion flanges available for 4" to 22".

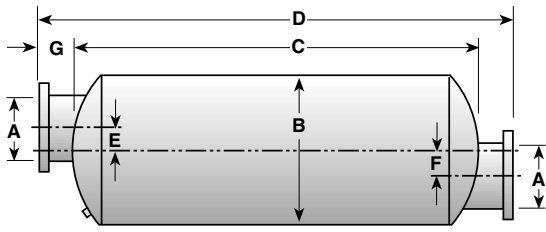
Pressure Drop



Note: When figuring pressure drop for side inlet add 3" H₂O to back pressure shown on above curve.

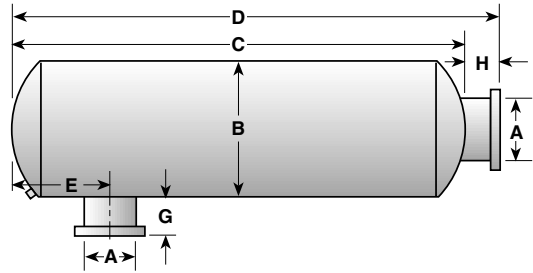
*Estimated

Type 1



Part Number	A Nominal Inlet Diameter	B Body Dia. O.D.	C Body Length	D Overall Length	E Offset To C/L	F Offset To C/L	G Inlet Length
41120	2.0	7.6	22.8	26.6	0	0	1.9
41125	2.5	8.1	27.2	32.6	0	0	2.7
41130	3.0	8.5	31.1	36.6	0	0	2.7
41135	3.5	9.0	32.8	37.6	0	0	2.4
41140*	4.0	10.1	32.2	38.0	2.3	2.3	2.9
41150*	5.0	12.1	32.3	37.9	2.8	2.8	2.8
41160*	6.0	14.1	32.9	38.4	3.4	3.4	2.8
41180	8.0	18.1	48.8	58.0	0	0	4.6
41182	10.0	22.1	50.6	58.0	0	0	3.7
41184	12.0	22.2	65.6	73.0	0	0	3.7
41186	14.0	36.2	70.6	76.0	0	0	2.7
41188	16.0	42.2	84.2	90.8	0	0	3.3
41199	18.0	42.2	96.2	103.0	0	0	3.4
41121	20.0	48.3	98.4	104.0	0	0	2.8
41122	22.0	54.3	99.6	107.3	0	0	3.9

Type 3



Part Number	A Nominal Inlet Diameter	B Body Dia. O.D.	C Body Length	D Overall Length	E Offset To C/L	G Inlet Length	H Outlet Length
43120	2.0	7.6	22.4	24.5	3.2	2.0	2.1
43125	2.5	8.1	27.7	30.2	3.9	2.5	2.4
43130	3.0	8.5	30.6	33.6	3.8	3.0	2.3
43135	3.5	9.0	32.8	35.4	4.9	3.0	2.6
43140	4.0	9.0	32.8	35.4	5.4	3.0	2.6
43150	5.0	12.1	30.4	34.2	5.7	4.0	3.8
43160	6.0	14.1	30.6	34.5	6.8	4.0	3.9
43180	8.0	18.1	48.4	53.2	9.2	4.0	4.8
43182	10.0	22.2	50.6	54.3	12.3	4.0	3.7
43184	12.0	22.2	65.6	69.3	14.3	4.0	3.7
43186	14.0	36.2	70.6	73.8	15.3	4.0	3.2
43188	16.0	42.2	84.2	87.5	18.1	4.0	3.3
43199	18.0	42.3	96.2	99.6	19.0	4.0	3.3
43121	20.0	48.3	97.9	101.2	20.0	4.0	3.3
43122	22.0	54.3	99.6	103.5	21.8	4.0	3.9

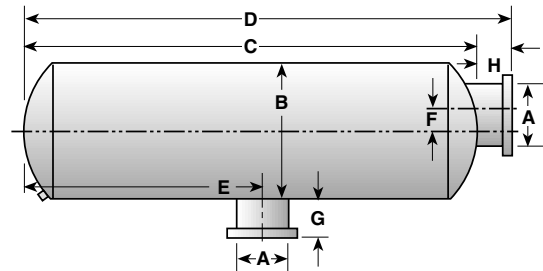
* Inlet and outlet offset from centerline of silencer as shown in dimension E and F.

Drains are standard on all silencers with a 9" body diameter or larger.

Note: Specifications are subject to change without notice.

Note: All dimensions are in inches.

Type 4



Part Number	A Nominal Inlet Diameter	B Body Diameter O.D.	C Body Length	D Overall Length	E Offset To C/L	F Offset To C/L	G Inlet Length	H Outlet Length
44540	4.0	9.0	32.8	35.4	16.4	0	3.0	2.6
44550	5.0	12.1	30.3	34.2	15.2	0	4.0	3.8
44560	6.0	14.1	30.6	34.5	15.3	0	4.0	3.9
44580	8.0	18.1	48.6	53.3	24.5	0	4.0	4.7
44582	10.0	22.2	50.6	54.3	25.3	0	4.0	3.7
44584	12.0	26.2	49.8	53.4	24.9	6.5	4.0	3.6
44586	14.0	36.2	70.6	73.8	35.3	0	4.0	3.2

