

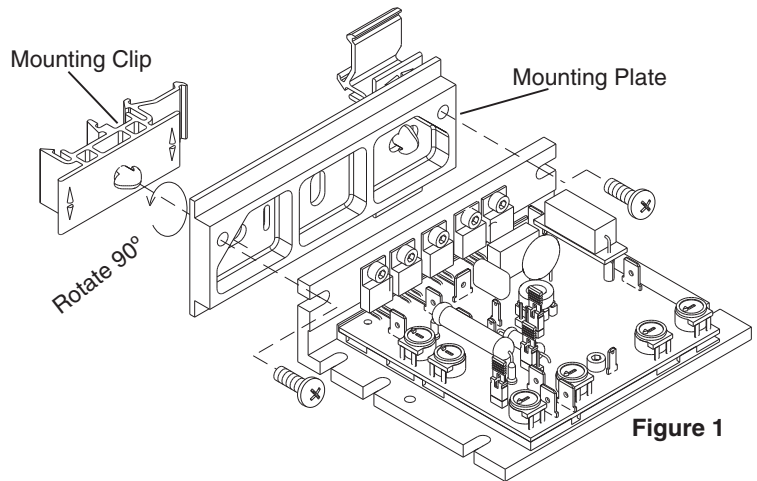
# INSTALLATION INSTRUCTIONS

## DIN RAIL MOUNTING KIT BC218

The Din Rail Mounting Kit can be used with the following Baldor controls:  
**BC141, BC142, BC204, Series 5 Inverters**

The Din Rail Mounting Kit consists of:

DESCRIPTION	NO. PCS.
Mounting Plate	1
Mounting Clip	2
10-32 x 1/2 Screw	2

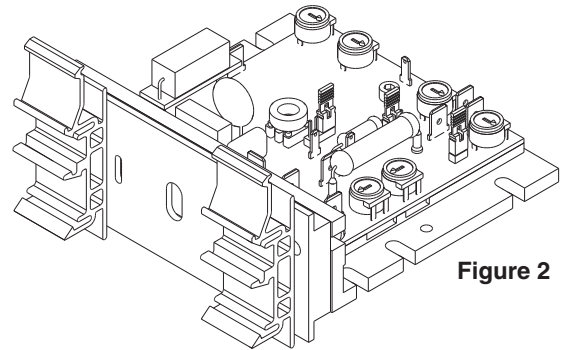
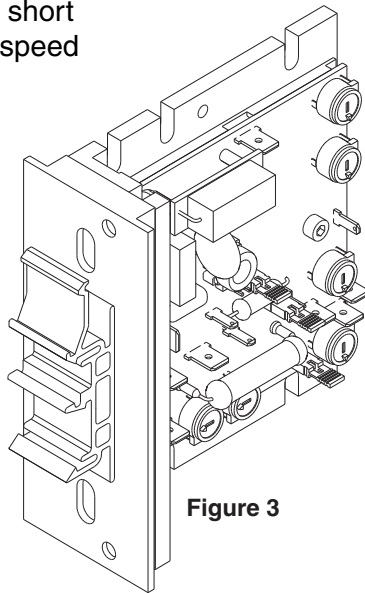


**Caution:** Do not overtighten mounting plate screws.

### I. STANDARD MOUNTING

**Instructions:** The mounting plate can be positioned across the short side of the "L" bracket of the speed control as shown.

- A) Horizontal mounting, use (2) mounting clips supplied. See figures 1 and 2.
- B) Vertical mounting: Use one (1) mounting clip as shown in figure 3.



### II. ALTERNATE MOUNTING

An alternate mounting method (see figure 4) is to position the Mounting Plate on the long side of the "L" bracket. Either set of mounting slots can be used.

