

DIMENSIONS



MOTORIZED SHAFT MOUNT REDUCER (MSM) NEMA C-Face - Universal Mounting - Clamp Collar / 3 Piece Coupled Double/Triple Reduction Solid Output Shaft

SIZE: MW38

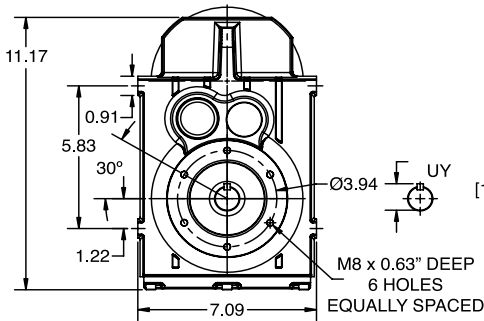
QUANTIS

QUANTIS GOLD

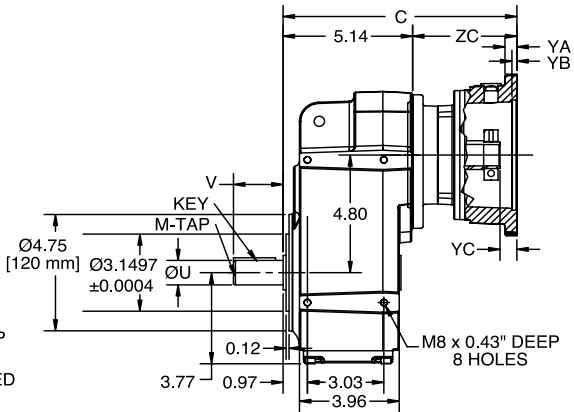
ILH

RHB

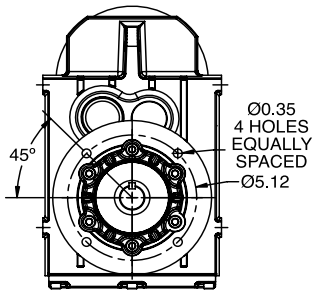
MSM



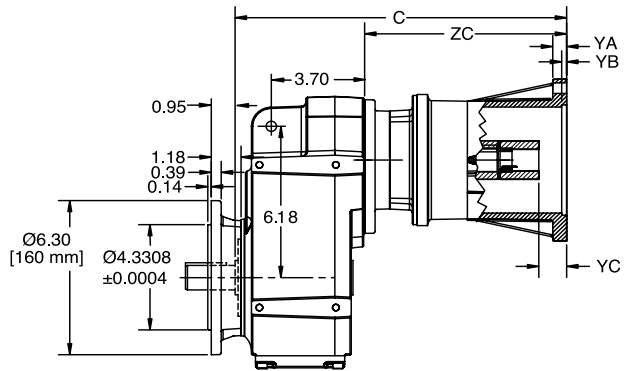
B14 OUTPUT FLANGE -
Ø 120mm



CLAMP COLLAR



B5 OUTPUT FLANGE -
Ø 160mm



THREE-PIECE COUPLED

METRIC OUTPUT SHAFT



NOMENCLATURE
PAGE MSM-4

MOUNTING POSITIONS
PAGE MSM-10

STOCK/NON-STOCK PART NUMBERS
PAGE MSM-57

WEIGHTS
PAGE MSM-250

DIMENSIONS



MOTORIZED SHAFT MOUNT REDUCER (MSM)

SIZE: MW38

NEMA C-Face - Universal Mounting - Clamp Collar / 3 Piece Coupled
Double/Triple Reduction
Solid Output Shaft

STANDARD SOLID OUTPUT SHAFT

Dimension - Inch/MM

ØU	tol.	UY	V	VO	KEY	M-TAP x DEPTH
1.000	+0.0000 -0.0005	1.11	1.97	-	1/4 x 1/4 x 1-5/8	3/8-16 UNC x 0.87
25	+0.015 +0.002	28	50	7	8 x 7 x 40	M10 x 22

OPTIONAL SOLID OUTPUT SHAFT

Dimension - Inch/MM

ØU	tol.	UY	V	VO	KEY	M-TAP x DEPTH
1.375	+0.0000 -0.0005	1.52	2.76	-	5/16 x 5/16 x 2-3/8	3/8-16 UNC x 0.87
35	+0.018 +0.002	38	70	7	10 x 8 x 56	M12 x 28

NEMA MOTOR ADAPTER - CLAMP COLLAR

Dimension - Inch

	MW38 Double		MW38 Triple		DOUBLE/ TRIPLE		
	C	ZC	C	ZC	YA	YB	YC
56C	8.60	3.46	9.19	4.06	0.47	0.20	0.67
140TC	9.27	4.13	9.86	4.72	0.47	0.20	0.67
180TC	9.59	4.45	-	-	0.69	0.22	0.93

NEMA MOTOR ADAPTER - 3 PIECE COUPLED

Dimension - Inch

	MW38 Double		MW38 Triple		DOUBLE/ TRIPLE		
	C	ZC	C	ZC	YA	YB	YC
56C	11.73	6.59	12.32	7.19	0.55	0.20	1.08
140TC	13.15	8.01	13.74	8.60	0.55	0.20	1.10
180TC	14.43	9.29	-	-	0.87	0.22	1.65

Refer to page Engineering-2 for Input Shaft and Flange details.

NOMENCLATURE PAGE MSM-4	MOUNTING POSITIONS PAGE MSM-10	STOCK/NON-STOCK PART NUMBERS PAGE MSM-57	WEIGHTS PAGE MSM-250
----------------------------	-----------------------------------	---	-------------------------

DIMENSIONS



QUANTIS

QUANTIS GOLD

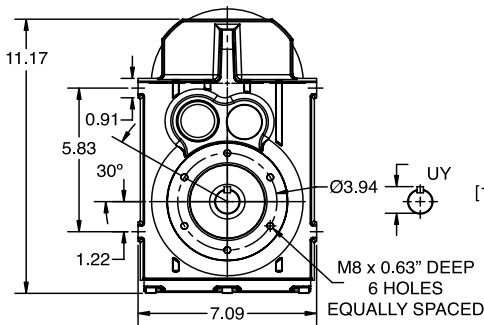
ILH

RHB

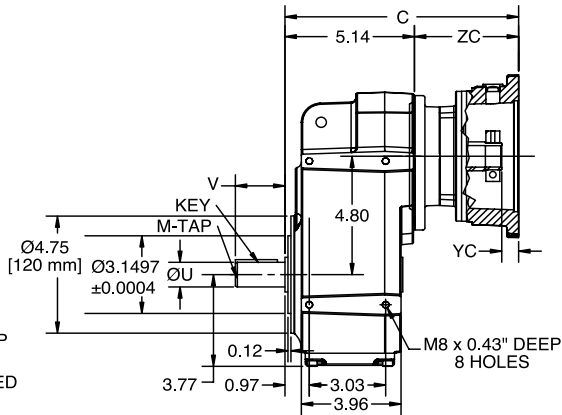
MSM

MOTORIZED SHAFT MOUNT REDUCER (MSM) IEC D Flange (B5 Input) - Universal Mounting - Clamp Collar / 3 Piece Coupled Double/Triple Reduction Solid Output Shaft

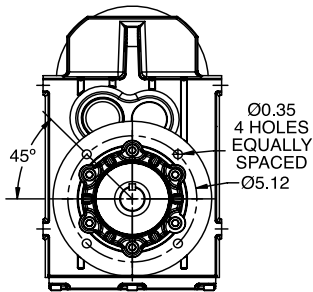
SIZE: MW38



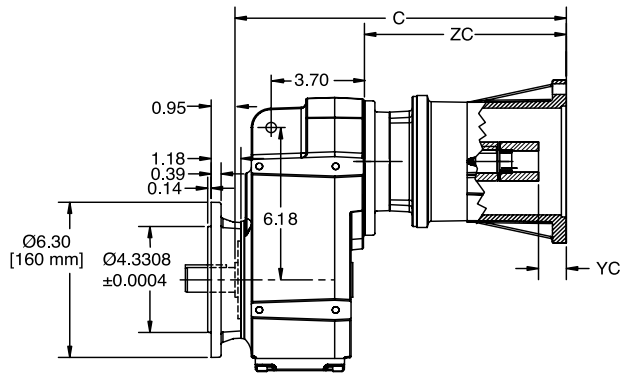
B14 OUTPUT FLANGE -
Ø 120mm



CLAMP COLLAR



B5 OUTPUT FLANGE -
Ø 160mm



THREE-PIECE COUPLED

METRIC OUTPUT SHAFT



NOMENCLATURE
PAGE MSM-4

MOUNTING POSITIONS
PAGE MSM-10

STOCK/NON-STOCK PART NUMBERS
PAGE MSM-57

WEIGHTS
PAGE MSM-250

DIMENSIONS



MOTORIZED SHAFT MOUNT REDUCER (MSM)

SIZE: MW38

IEC D Flange (B5 Input) - Universal Mounting - Clamp Collar / 3 Piece Coupled
Double/Triple Reduction
Solid Output Shaft

STANDARD SOLID OUTPUT SHAFT

Dimension - Inch/MM

ØU	tol.	UY	V	VO	KEY	M-TAP x DEPTH
1.000	+0.0000 -0.0005	1.11	1.97	-	1/4 x 1/4 x 1-5/8	3/8-16 UNC x 0.87
25	+0.015 +0.002	28	50	7	8 x 7 x 40	M10 x 22

OPTIONAL SOLID OUTPUT SHAFT

Dimension - Inch/MM

ØU	tol.	UY	V	VO	KEY	M-TAP x DEPTH
1.375	+0.0000 -0.0005	1.52	2.76	-	5/16 x 5/16 x 2-3/8	3/8-16 UNC x 0.87
35	+0.018 +0.002	38	70	7	10 x 8 x 56	M12 x 28

IEC MOTOR ADAPTER - CLAMP COLLAR

Dimension - Inch

	MW38 Double		MW38 Triple		DOUBLE/ TRIPLE
	C	ZC	C	ZC	YC
71D	7.89	2.76	8.48	3.35	0.16
80D	8.84	3.70	9.43	4.29	0.61
90D	8.84	3.70	9.43	4.29	0.61
100D	9.13	4.00	-	-	0.28

IEC MOTOR ADAPTER - 3 PIECE COUPLED

Dimension - Inch

	MW38 Double		MW38 Triple		DOUBLE/ TRIPLE
	C	ZC	C	ZC	YC
80D	13.07	7.93	13.66	8.52	0.59
90D	13.07	7.93	13.66	8.52	1.02
100D	13.96	8.82	-	-	1.18

Refer to page Engineering-3 for Input Shaft and Flange details.

NOMENCLATURE PAGE MSM-4	MOUNTING POSITIONS PAGE MSM-10	STOCK/NON-STOCK PART NUMBERS PAGE MSM-57	WEIGHTS PAGE MSM-250
----------------------------	-----------------------------------	---	-------------------------

DIMENSIONS



QUANTIS

QUANTIS GOLD

ILH

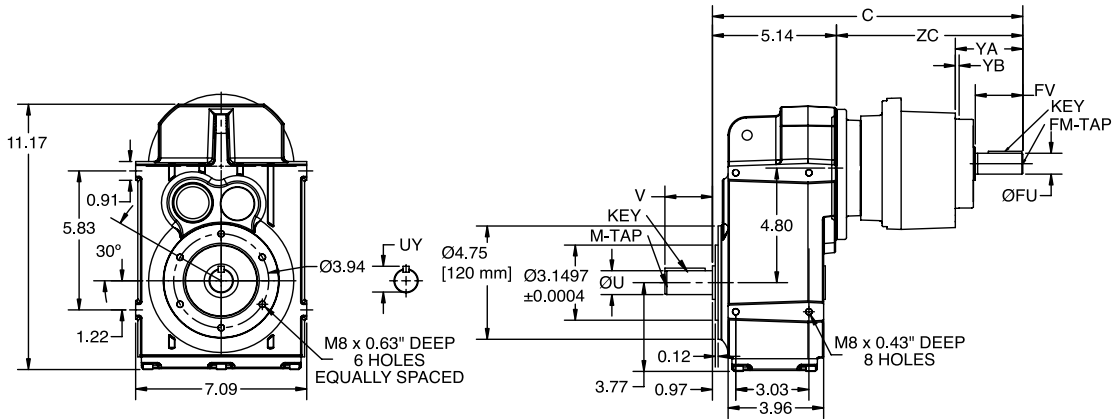
RHB

MSM

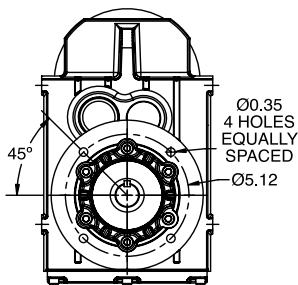
MOTORIZED SHAFT MOUNT REDUCER (MSM)

SIZE: MW38

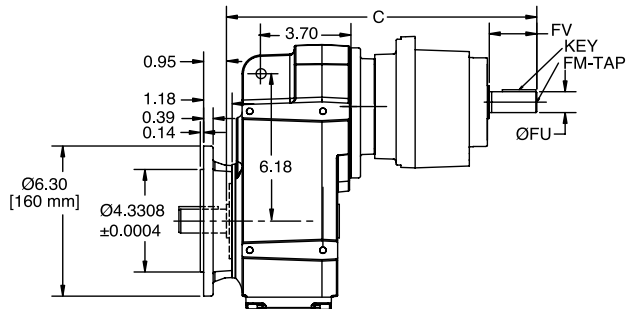
Separate - Universal Mounting
Double/Triple Reduction
Solid Output Shaft



B14 OUTPUT FLANGE -
Ø 120mm

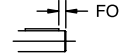


B5 OUTPUT FLANGE -
Ø 160mm



METRIC OUTPUT SHAFT

METRIC INPUT SHAFT



NOMENCLATURE
PAGE MSM-4

MOUNTING POSITIONS
PAGE MSM-10

STOCK/NON-STOCK PART NUMBERS
PAGE MSM-57

WEIGHTS
PAGE MSM-250

DIMENSIONS



MOTORIZED SHAFT MOUNT REDUCER (MSM)

SIZE: MW38

Separate - Universal Mounting
Double/Triple Reduction
Solid Output Shaft

STANDARD SOLID OUTPUT SHAFT

Dimension - Inch/MM

ØU	tol.	UY	V	VO	KEY	M-TAP x DEPTH
1.000	+0.0000 -0.0005	1.11	1.97	-	1/4 x 1/4 x 1-5/8	3/8-16 UNC x 0.87
25	+0.015 +0.002	28	50	7	8 x 7 x 40	M10 x 22

OPTIONAL SOLID OUTPUT SHAFT

Dimension - Inch/MM

ØU	tol.	UY	V	VO	KEY	M-TAP x DEPTH
1.375	+0.0000 -0.0005	1.52	2.76	-	5/16 x 5/16 x 2-3/8	3/8-16 UNC x 0.87
35	+0.018 +0.002	38	70	7	10 x 8 x 56	M12 x 28

SEPARATE INPUT

Dimension - Inch/MM

	MW38 Double		MW38 Triple		DOUBLE/TRIPLE							
	C	ZC	C	ZC	FO	FM x DEPTH	ØFU	tol.	FV	YA	YB	Key
71	11.08	5.94	11.67	6.54	---	8-32 UNC x 0.49	0.625	+0.0000 -0.0005	1.57	2.40	0.16	3/16 x 3/16 x 1-5/16
	282	151	297	166	4	M5 x 12.5	16	+0.012 +0.001	40			5 x 5 x 32
80	12.46	7.32	13.05	7.91	---	1/4-20 UNC x 0.63	0.750	+0.0000 -0.0005	1.57	2.40	0.16	3/16 x 3/16 x 1-5/16
	317	186	332	201	4	M6 x 16	19	+0.015 +0.002	40			6 x 6 x 32
90	12.85	7.72	13.44	8.31	---	5/16-18 UNC x 0.75	0.875	+0.0000 -0.0005	1.97	2.80	0.16	3/16 x 3/16 x 1-5/8
	327	196	342	211	5	M8 x 19	24	+0.015 +0.002	50			8 x 7 x 40
100	13.48	8.35	---	---	---	3/8 -16 UNC x 0.87	1.125	+0.0000 -0.0005	2.36	3.27	0.16	1/4 x 1/4 x 2
	343	212	---	---	5	M10 x 22	28	+0.015 +0.002	60			8 x 7 x 50

Refer to page Engineering-4 for Input Shaft and Flange details.

NOMENCLATURE PAGE MSM-4	MOUNTING POSITIONS PAGE MSM-10	STOCK/NON-STOCK PART NUMBERS PAGE MSM-57	WEIGHTS PAGE MSM-250
----------------------------	-----------------------------------	---	-------------------------

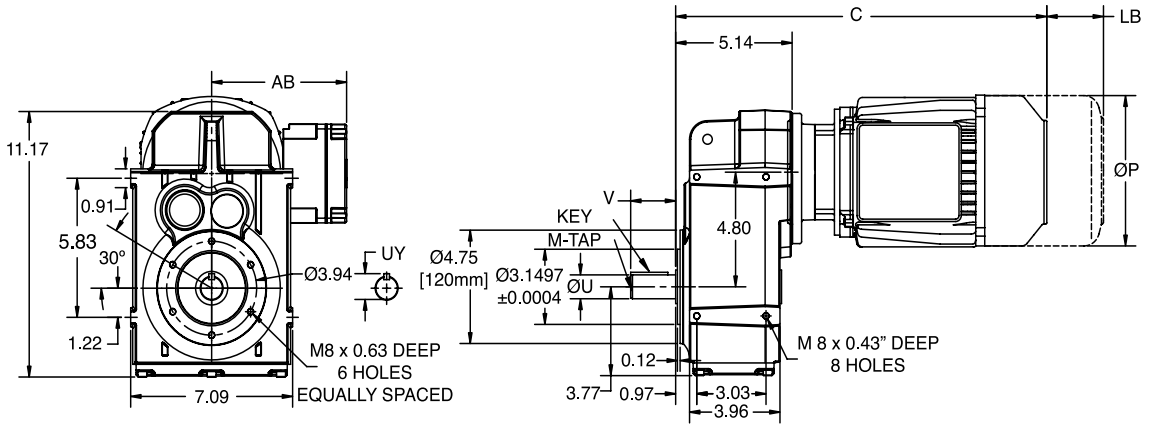
DIMENSIONS



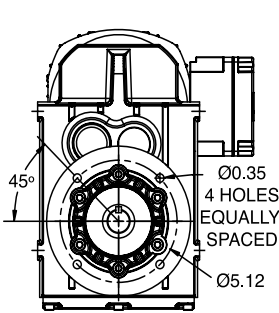
MOTORIZED SHAFT MOUNT REDUCER (MSM)

SIZE: MW38

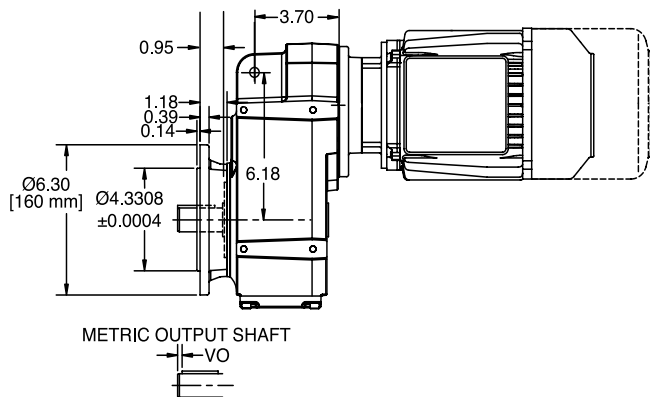
Integral Gearmotor - Universal Mounting
 Double/Triple Reduction
 Solid Output Shaft



B14 OUTPUT FLANGE -
 $\varnothing 120$ mm



B5 OUTPUT FLANGE -
 $\varnothing 160$ mm



METRIC OUTPUT SHAFT

NOMENCLATURE
 PAGE MSM-4

MOUNTING POSITIONS
 PAGE MSM-10

STOCK/NON-STOCK PART NUMBERS
 PAGE MSM-57

WEIGHTS
 PAGE MSM-250

DIMENSIONS



MOTORIZED SHAFT MOUNT REDUCER (MSM)

SIZE: MW38

Integral Gearmotor - Universal Mounting
 Double/Triple Reduction
 Solid Output Shaft

STANDARD SOLID OUTPUT SHAFT

Dimension - Inch/MM

ØU	tol.	UY	V	VO	KEY	M-TAP x DEPTH
1.000	+0.0000 -0.0005	1.11	1.97	-	1/4 x 1/4 x 1-5/8	3/8-16 UNC x 0.87
25	+0.015 +0.002	28	50	7	8 x 7 x 40	M10 x 22

OPTIONAL SOLID OUTPUT SHAFT

Dimension - Inch/MM

ØU	tol.	UY	V	VO	KEY	M-TAP x DEPTH
1.375	+0.0000 -0.0005	1.52	2.76	-	5/16 x 5/16 x 2-3/8	3/8 -16 UNC x 0.87
35	+0.018 +0.002	38	70	5	10 x 8 x 56	M12 x 28

MOTOR

Dimension - Inch/MM

Frame	MW38 Double		MW38 Triple		P	AB
	C	LB	C	LB		
71C4 / 71D4 / 71E4	15.68	1.81	16.27	1.81	6.19	5.18
	399	46	414	46	158	132
80F4	15.83	2.56	16.42	2.56	6.19	5.12
	403	65	418	65	158	131
80G4	17.33	2.56	17.92	2.56	6.19	5.12
	441	65	456	65	158	131
90H4	17.26	2.52	17.85	2.52	7.19	5.79
	439	64	454	64	183	148
90I4	18.14	2.52	18.73	2.52	7.19	5.79
	461	64	476	64	183	148
100J4	20.14	2.91	-	-	7.19	5.79
	512	74	-	-	183	148

NOMENCLATURE PAGE MSM-4	MOUNTING POSITIONS PAGE MSM-10	STOCK/NON-STOCK PART NUMBERS PAGE MSM-57	WEIGHTS PAGE MSM-250
----------------------------	-----------------------------------	---	-------------------------

DIMENSIONS



MOTORIZED SHAFT MOUNT REDUCER (MSM) NEMA C-Face - Universal Mounting - Clamp Collar / 3 Piece Coupled Double/Triple Reduction Straight Hollow Bore Output Shaft

SIZE: MW38

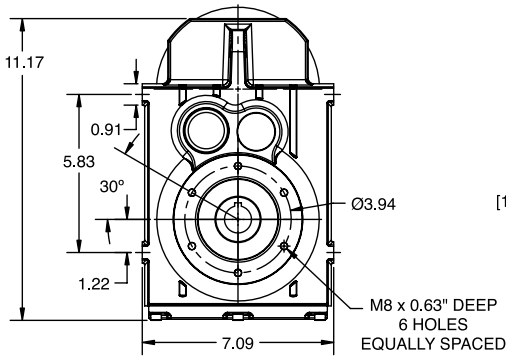
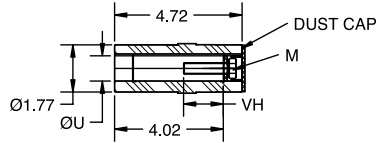
QUANTIS

QUANTIS GOLD

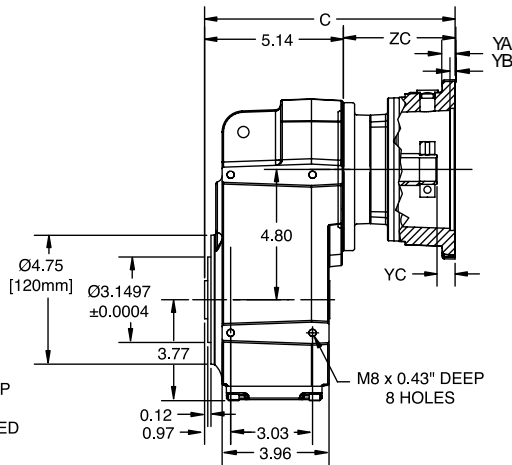
ILH

RHB

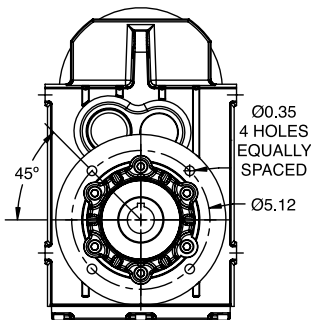
MSM



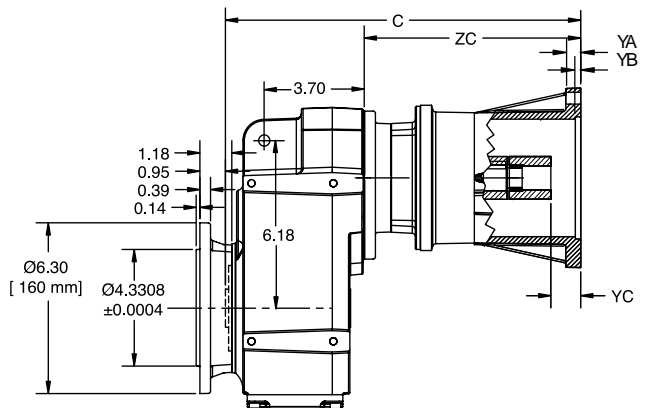
B14 OUTPUT FLANGE -
Ø120mm



CLAMP COLLAR



B5 OUTPUT FLANGE -
Ø160mm



THREE-PIECE COUPLED

NOMENCLATURE
PAGE MSM-4

MOUNTING POSITIONS
PAGE MSM-10

STOCK/NON-STOCK PART NUMBERS
PAGE MSM-57

WEIGHTS
PAGE MSM-250

DIMENSIONS



MOTORIZED SHAFT MOUNT REDUCER (MSM)

SIZE: MW38

NEMA C-Face - Universal Mounting - Clamp Collar / 3 Piece Coupled
Double/Triple Reduction
Straight Hollow Bore Output Shaft

STANDARD HOLLOW OUTPUT SHAFT

Dimension - Inch/MM

ØU	tol.	UY	VH	KEY	M
1.250	+0.0010 +0.0004	1.38	1.47	1/4 x 1/4 x 1-7/8	3/8-16 x 1-3/4 UNC
30	+0.021 +0.000	33	31	8 x 7 x 40	M10 x 40

NEMA MOTOR ADAPTER - CLAMP COLLAR

Dimension - Inch

	MW38 Double		MW38 Triple		DOUBLE/ TRIPLE		
	C	ZC	C	ZC	YA	YB	YC
56C	8.60	3.46	9.19	4.06	0.47	0.20	0.67
140TC	9.27	4.13	9.86	4.72	0.47	0.20	0.67
180TC	9.59	4.45	-	-	0.73	0.22	0.91

NEMA MOTOR ADAPTER - 3 PIECE COUPLED

Dimension - Inch

	MW38 Double		MW38 Triple		DOUBLE/ TRIPLE		
	C	ZC	C	ZC	YA	YB	YC
56C	11.73	6.59	12.32	7.19	0.55	0.20	1.08
140TC	13.15	8.01	13.74	8.60	0.55	0.20	1.10

Refer to page ENGINEERING-2 for Input Shaft and Flange details.

Refer to page ENGINEERING-8 and ENGINEERING-9 for driven shaft dimensions.

Refer to page MSM-228 for Twin Tapered Bushing details.

NOMENCLATURE PAGE MSM-4	MOUNTING POSITIONS PAGE MSM-10	STOCK/NON-STOCK PART NUMBERS PAGE MSM-57	WEIGHTS PAGE MSM-250
----------------------------	-----------------------------------	---	-------------------------

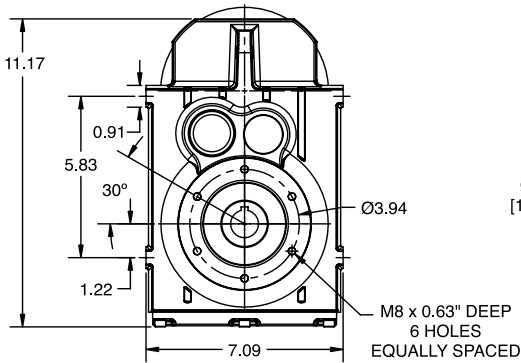
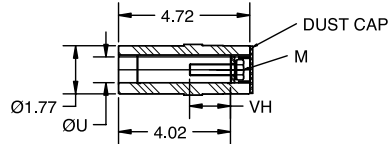
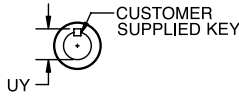
DIMENSIONS



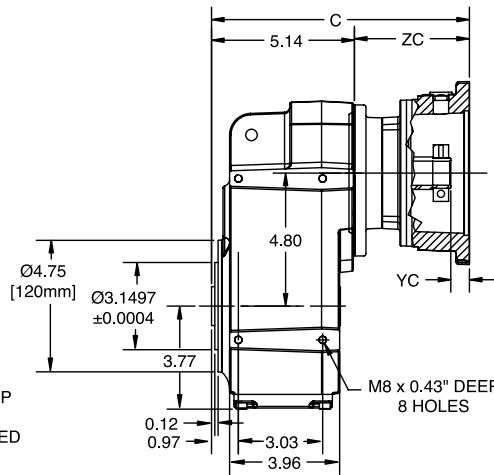
MOTORIZED SHAFT MOUNT REDUCER (MSM)

SIZE: MW38

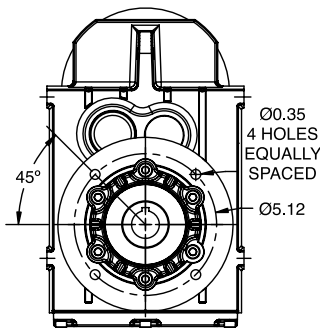
IEC D Flange (B5 Input) - Universal Mounting - Clamp Collar / 3 Piece Coupled
 Double/Triple Reduction
 Straight Hollow Bore Output Shaft



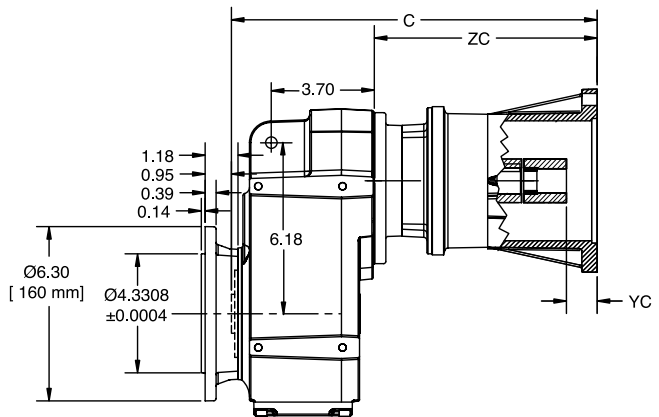
B14 OUTPUT FLANGE -
 Ø120mm



CLAMP COLLAR



B5 OUTPUT FLANGE -
 Ø160mm



THREE-PIECE COUPLED

NOMENCLATURE
 PAGE MSM-4

MOUNTING POSITIONS
 PAGE MSM-10

STOCK/NON-STOCK PART NUMBERS
 PAGE MSM-57

WEIGHTS
 PAGE MSM-250

DIMENSIONS



MOTORIZED SHAFT MOUNT REDUCER (MSM)

SIZE: MW38

IEC D Flange (B5 Input) - Universal Mounting - Clamp Collar / 3 Piece Coupled
Double/Triple Reduction
Straight Hollow Bore Output Shaft

STANDARD HOLLOW OUTPUT SHAFT

Dimension - Inch/MM

ØU	tol.	UY	VH	KEY	M
1.250	+0.0010 +0.0004	1.38	1.47	1/4 x 1/4 x 1-7/8	3/8-16 x 1-3/4 UNC
30	+0.021 +0.000	33	31	8 x 7 x 40	M10 x 40

IEC MOTOR ADAPTER - CLAMP COLLAR

Dimension - Inch

	MW38 Double		MW38 Triple		DOUBLE/ TRIPLE
	C	ZC	C	ZC	YC
71D	7.89	2.76	8.48	3.35	0.16
80D	8.84	3.70	9.43	4.29	0.61
90D	8.84	3.70	9.43	4.29	0.61
100D	9.13	4.00	-	-	0.28

IEC MOTOR ADAPTER - 3 PIECE COUPLED

Dimension - Inch

	MW38 Double		MW38 Triple		DOUBLE/ TRIPLE
	C	ZC	C	ZC	YC
80D	13.07	7.93	13.66	8.52	0.59
90D	13.07	7.93	13.66	8.52	1.02
100D	13.96	8.82	-	-	1.18

Refer to page ENGINEERING-3 for Input Shaft and Flange details.

Refer to page ENGINEERING-8 and ENGINEERING-9 for driven shaft dimensions.

Refer to page MSM-228 for Twin Tapered Bushing details.

NOMENCLATURE PAGE MSM-4	MOUNTING POSITIONS PAGE MSM-10	STOCK/NON-STOCK PART NUMBERS PAGE MSM-57	WEIGHTS PAGE MSM-250
----------------------------	-----------------------------------	---	-------------------------

DIMENSIONS



QUANTIS

QUANTIS GOLD

ILH

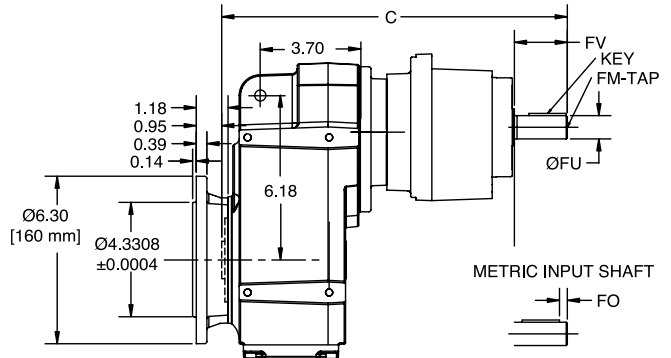
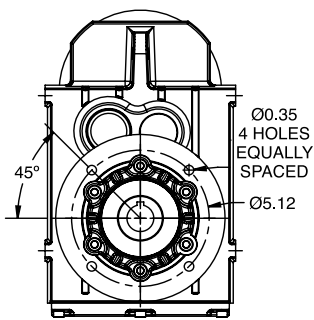
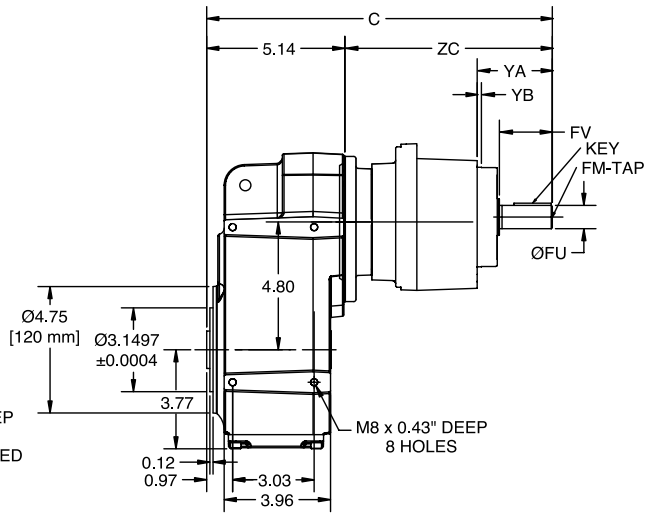
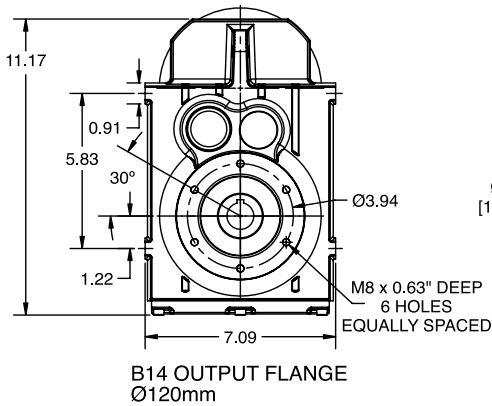
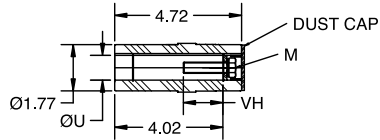
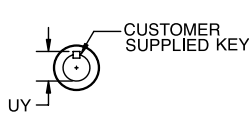
RHB

MSM

MOTORIZED SHAFT MOUNT REDUCER (MSM)

SIZE: MW38

Separate - Universal Mounting
Double/Triple Reduction
Straight Hollow Bore Output Shaft



NOMENCLATURE PAGE MSM-4	MOUNTING POSITIONS PAGE MSM-10	STOCK/NON-STOCK PART NUMBERS PAGE MSM-57	WEIGHTS PAGE MSM-250
----------------------------	-----------------------------------	---	-------------------------

DIMENSIONS



MOTORIZED SHAFT MOUNT REDUCER (MSM)

SIZE: MW38

Separate - Universal Mounting

Double/Triple Reduction

Straight Hollow Bore Output Shaft

STANDARD HOLLOW OUTPUT SHAFT

Dimension - Inch/MM

ØU	tol.	UY	VH	KEY	M
1.250	+0.0010 +0.0004	1.38	1.47	1/4 x 1/4 x 1-7/8	3/8-16 x 1-3/4 UNC
30	+0.021 +0.000	33	31	8 x 7 x 40	M10 x 40

SEPARATE INPUT

Dimension - Inch/MM

	MW38 Double		MW38 Triple		DOUBLE/ TRIPLE							
	C	ZC	C	ZC	FO	FM x DEPTH	ØFU	tol.	FV	YA	YB	Key
71	11.08	5.94	11.67	6.54	---	8-32 UNC x 0.49	0.625	+0.0000 -0.0005	1.57	2.40	0.16	3/16 x 3/16 x 1-5/16
	282	151	297	166	4	M5 x 12	16	+0.012 +0.001	40			5 x 5 x 32
80	12.46	7.32	13.05	7.91	---	1/4-20 UNC x 0.63	0.750	+0.0000 -0.0005	1.57	2.40	0.16	3/16 x 3/16 x 1-5/16
	317	186	332	201	4	M6 x 16	19	+0.015 +0.002	40			6 x 6 x 32
90	12.85	7.72	13.44	8.31	---	5/16-18 UNC x 0.75	0.875	+0.0000 -0.0005	1.97	2.80	0.16	3/16 x 3/16 x 1-5/8
	327	196	342	211	5	M8 x 19	24	+0.015 +0.002	50			8 x 7 x 40
100	13.48	8.35	---	---	---	3/8 -16 UNC x 0.87	1.125	+0.0000 -0.0005	2.36	3.27	0.16	1/4 x 1/4 x 2
	343	212	---	---	5	M10 x 22	28	+0.015 +0.002	60			8 x 7 x 50

Refer to page ENGINEERING-4 for Input Shaft and Flange details.

Refer to page ENGINEERING-8 and ENGINEERING-9 for driven shaft dimensions.

Refer to page MSM-228 for Twin Tapered Bushing details.

NOMENCLATURE PAGE MSM-4	MOUNTING POSITIONS PAGE MSM-10	STOCK/NON-STOCK PART NUMBERS PAGE MSM-57	WEIGHTS PAGE MSM-250
----------------------------	-----------------------------------	---	-------------------------

DIMENSIONS



MOTORIZED SHAFT MOUNT REDUCER (MSM)

SIZE: MW38

Integral Gearmotor - Universal Mounting
 Double/Triple Reduction
 Straight Hollow Bore Output Shaft

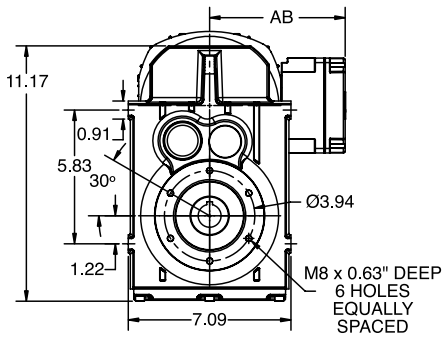
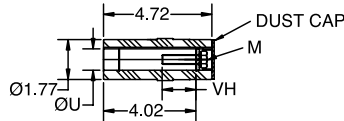
QUANTIS

QUANTIS GOLD

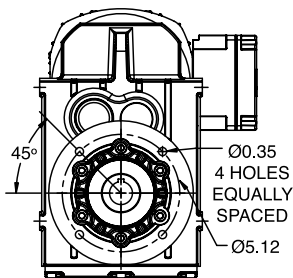
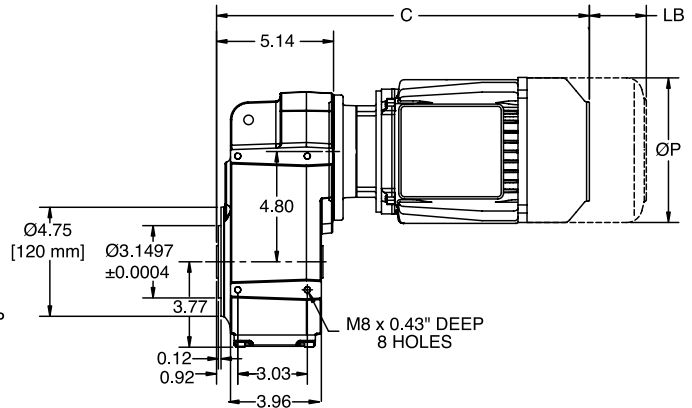
ILH

RHB

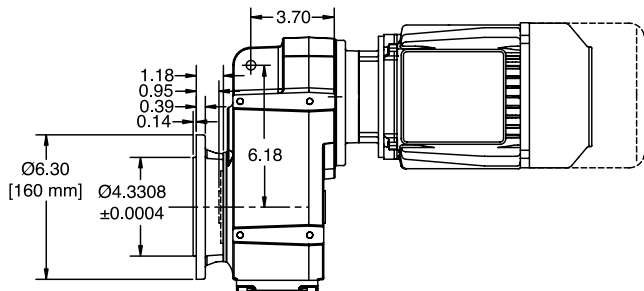
MSM



B14 OUTPUT FLANGE
 Ø120mm



B5 OUTPUT FLANGE
 Ø160mm



NOMENCLATURE
 PAGE MSM-4

MOUNTING POSITIONS
 PAGE MSM-10

STOCK/NON-STOCK PART NUMBERS
 PAGE MSM-57

WEIGHTS
 PAGE MSM-250

DIMENSIONS



MOTORIZED SHAFT MOUNT REDUCER (MSM)

SIZE: MW38

Integral Gearmotor - Universal Mounting
 Double/Triple Reduction
 Straight Hollow Bore Output Shaft

STANDARD HOLLOW OUTPUT SHAFT

Dimension - Inch/MM

ØU	tol.	UY	VH	KEY	M
1.250	+0.0010 +0.0004	1.37	1.47	1/4 x 1/4 x 1-7/8	3/8-16 x 1-3/4 UNC
30	+0.021 -0.000	33	31	8 x 7 x 40	M10 x 40

MOTOR

Dimension - Inch/MM

Frame	MW38 Double		MW38 Triple		P	AB
	C	LB	C	LB		
71C4 / 71D4 / 71E4	15.68	1.81	16.27	1.81	6.19	5.18
	399	46	414	46	158	132
80F4	15.83	2.56	16.42	2.56	6.19	5.12
	403	65	418	65	158	131
80G4	17.33	2.56	17.92	2.56	6.19	5.12
	441	65	456	65	158	131
90H4	17.26	2.52	17.85	2.52	7.19	5.79
	439	64	454	64	183	148
90I4	18.14	2.52	18.73	2.52	7.19	5.79
	461	64	476	64	183	148
100J4	20.14	2.91	-	-	7.19	5.79
	512	74	-	-	183	148

Refer to page ENGINEERING-8 and ENGINEERING-9 for driven shaft dimensions.
 Refer to page MSM-228 for Twin Tapered Bushing details.

NOMENCLATURE PAGE MSM-4	MOUNTING POSITIONS PAGE MSM-10	STOCK/NON-STOCK PART NUMBERS PAGE MSM-57	WEIGHTS PAGE MSM-250
----------------------------	-----------------------------------	---	-------------------------

DIMENSIONS



MOTORIZED SHAFT MOUNT REDUCER (MSM) NEMA C-Face - Universal Mounting - Clamp Collar / 3 Piece Coupled Double/Triple Reduction Solid Output Shaft

SIZE: MW48

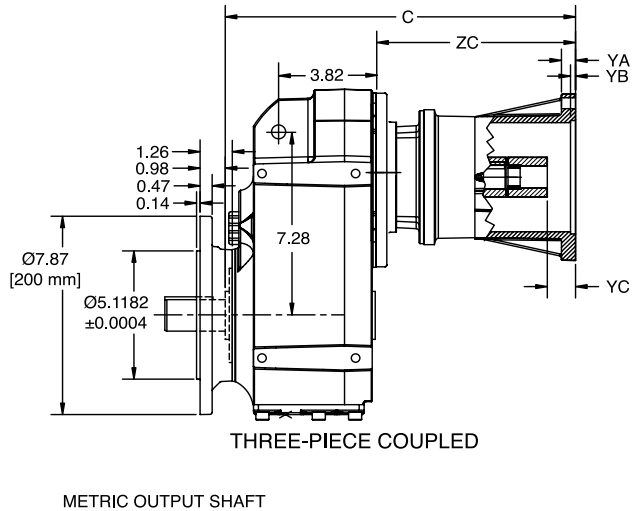
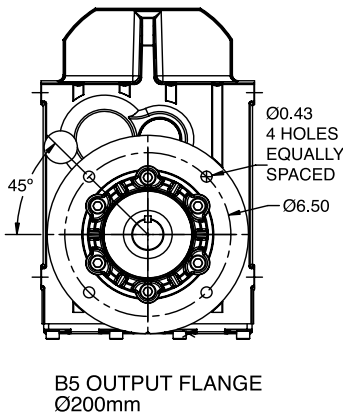
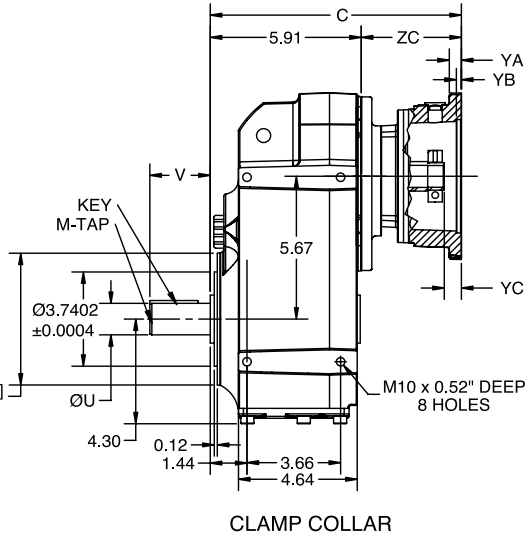
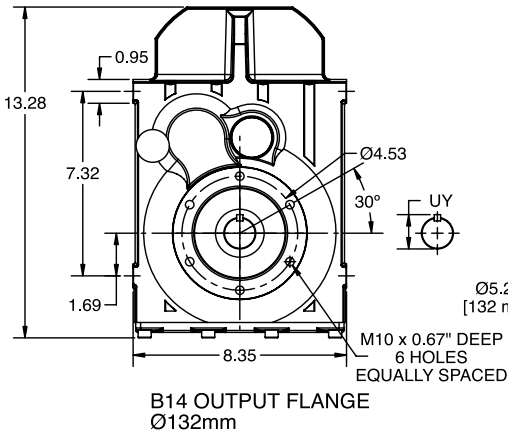
QUANTIS

QUANTIS GOLD

ILH

RHB

MSM



NOMENCLATURE PAGE MSM-4	MOUNTING POSITIONS PAGE MSM-10	STOCK/NON-STOCK PART NUMBERS PAGE MSM-57	WEIGHTS PAGE MSM-250
----------------------------	-----------------------------------	---	-------------------------

DIMENSIONS



MOTORIZED SHAFT MOUNT REDUCER (MSM) NEMA C-Face - Universal Mounting - Clamp Collar / 3 Piece Coupled Double/Triple Reduction Solid Output Shaft

SIZE: MW48

STANDARD SOLID OUTPUT SHAFT

Dimension - Inch/MM

ØU	tol.	UY	V	VO	KEY	M-TAP x DEPTH
1.250	+0.0000 -0.0005	1.37	2.36	-	1/4 x 1/4 x 1-7/8	3/8 - 16 UNC x 0.87
30	+0.015 +0.002	33	60	7	8 x 7 x 50	M10 x 22

OPTIONAL SOLID OUTPUT SHAFT

Dimension - Inch/MM

Ø U	tol.	UY	V	VO	KEY	M-TAP x DEPTH
1.625	+0.0000 -0.0010	1.80	3.15	-	3/8 x 3/8 x 2-5/8	5/8-11 UNC x 1.42
40	+0.018 +0.002	43	80	5	12 x 8 x 70	M16 x 36

NEMA MOTOR ADAPTER - CLAMP COLLAR

Dimension - Inch

	MW48 Double		MW48 Triple		Double / Triple		
	C	ZC	C	ZC	YA	YB	YC
56C	9.15	3.25	9.82	3.92	0.47	0.20	0.67
140TC	9.82	3.92	10.49	4.59	0.47	0.20	0.67
180TC	11.40	5.49	12.07	6.16	0.73	0.22	0.91

NEMA MOTOR ADAPTER - 3 PIECE COUPLED

Dimension - Inch

	MW48 Double		MW48 Triple		Double / Triple		
	C	ZC	C	ZC	YA	YB	YC
56C	12.28	6.38	12.95	7.05	0.55	0.20	1.08
140TC	13.70	7.80	14.37	8.46	0.55	0.20	1.10
180TC	14.99	9.08	15.65	9.74	0.73	0.22	1.65

Refer to page ENGINEERING-2 for Input Shaft and Flange details.

NOMENCLATURE PAGE MSM-4	MOUNTING POSITIONS PAGE MSM-10	STOCK/NON-STOCK PART NUMBERS PAGE MSM-57	WEIGHTS PAGE MSM-250
----------------------------	-----------------------------------	---	-------------------------

DIMENSIONS



MOTORIZED SHAFT MOUNT REDUCER (MSM) IEC D Flange (B5 Input) - Universal Mounting - Clamp Collar / 3 Piece Coupled Double/Triple Reduction Solid Output Shaft

SIZE: MW48

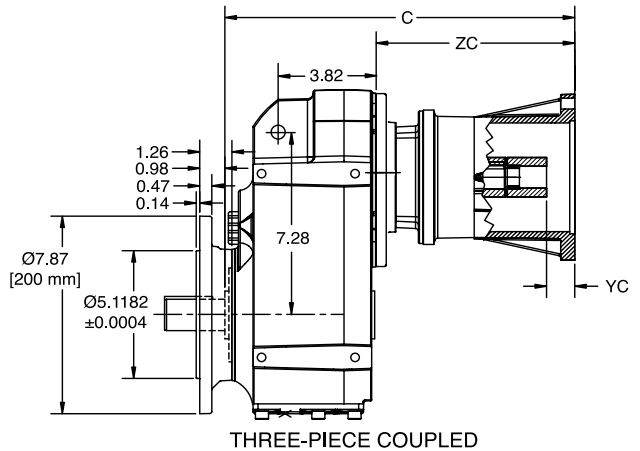
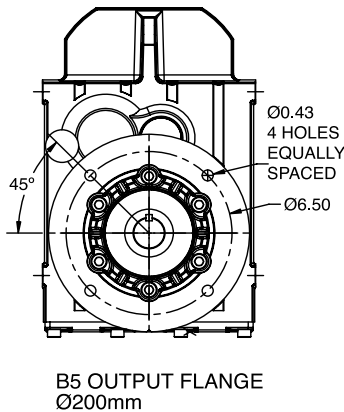
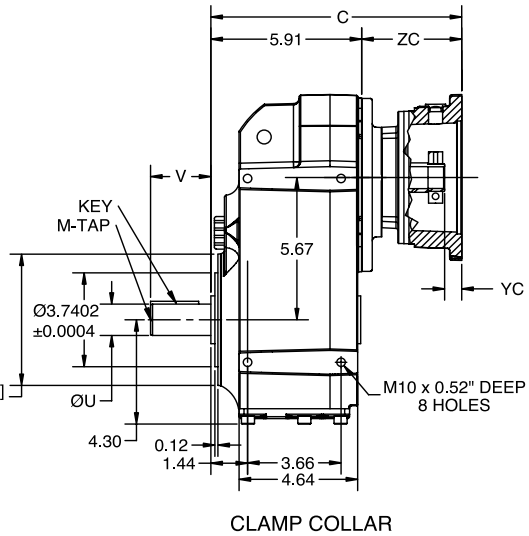
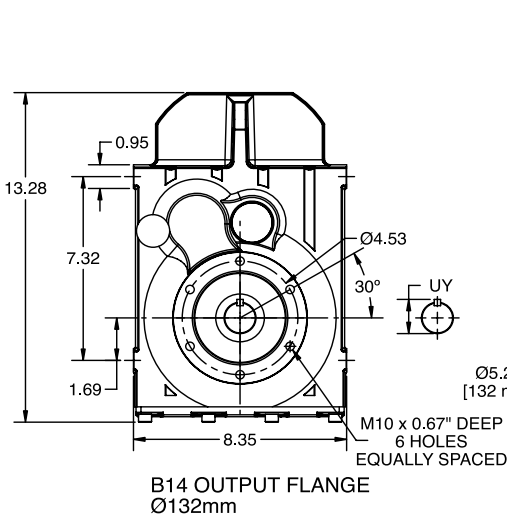
QUANTIS

QUANTIS GOLD

ILH

RHB

MSM



METRIC OUTPUT SHAFT



NOMENCLATURE PAGE MSM-4	MOUNTING POSITIONS PAGE MSM-10	STOCK/NON-STOCK PART NUMBERS PAGE MSM-57	WEIGHTS PAGE MSM-250
----------------------------	-----------------------------------	---	-------------------------

DIMENSIONS



MOTORIZED SHAFT MOUNT REDUCER (MSM)

SIZE: MW48

IEC D Flange (B5 Input) - Universal Mounting - Clamp Collar / 3 Piece Coupled
Double/Triple Reduction
Solid Output Shaft

STANDARD SOLID OUTPUT SHAFT

Dimension - Inch/MM

ØU	tol.	UY	V	VO	KEY	M-TAP x DEPTH
1.250	+0.0000 -0.0005	1.37	2.36	-	1/4 x 1/4 x 1-7/8	3/8 - 16 UNC x 0.87
30	+0.015 +0.002	33	60	7	8 x 7 x 50	M10 x 22

OPTIONAL SOLID OUTPUT SHAFT

Dimension - Inch/MM

ØU	tol.	UY	V	VO	KEY	M-TAP x DEPTH
1.625	+0.0000 -0.0010	1.80	3.15	-	3/8 x 3/8 x 2-5/8	5/8-11 UNC x 1.42
40	+0.018 +0.002	43	80	5	12 x 8 x 70	M16 x 36

IEC MOTOR ADAPTER - CLAMP COLLAR

Dimension - Inch

	MW48 Double		MW48 Triple		Double/Triple
	C	ZC	C	ZC	YC
71D	8.44	2.54	9.11	3.21	0.16
80D	9.39	3.48	10.06	4.15	0.61
90D	9.39	3.48	10.06	4.15	0.61
100D	9.69	3.78	10.35	4.45	0.28
112D	10.02	4.11	-	-	0.28

IEC MOTOR ADAPTER - 3 PIECE COUPLED

Dimension - Inch

	MW38 Double		MW38 Triple		Double/Triple
	C	ZC	C	ZC	YC
80D	13.62	7.72	14.29	8.39	0.59
90D	13.62	7.72	14.29	8.39	1.02
100D	14.51	8.60	15.18	9.27	1.18
112D	14.47	8.56	-	-	1.18

Refer to page ENGINEERING-3 for Input Shaft and Flange details.

NOMENCLATURE PAGE MSM-4	MOUNTING POSITIONS PAGE MSM-10	STOCK/NON-STOCK PART NUMBERS PAGE MSM-57	WEIGHTS PAGE MSM-250
----------------------------	-----------------------------------	---	-------------------------

DIMENSIONS



MOTORIZED SHAFT MOUNT REDUCER (MSM)

SIZE: MW48

Separate - Universal Mounting
Double/Triple Reduction
Solid Output Shaft

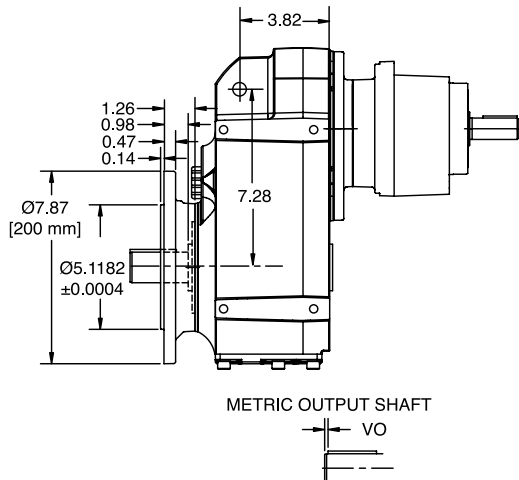
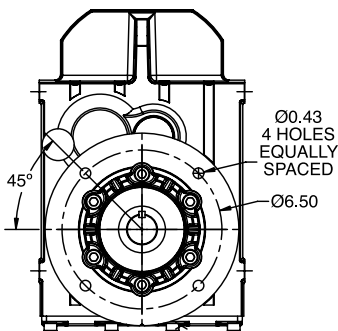
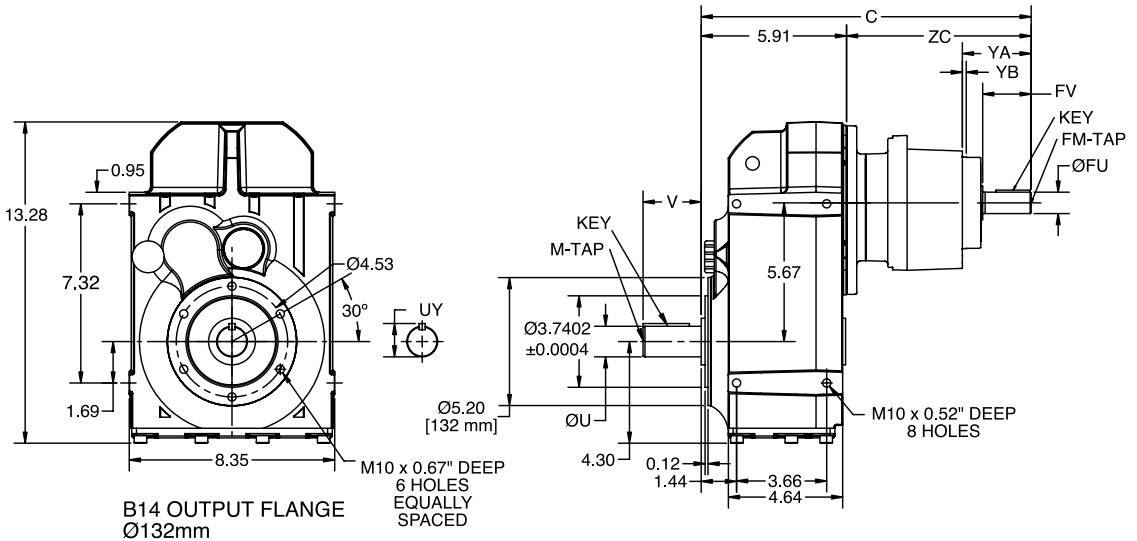
QUANTIS

QUANTIS GOLD

ILH

RHB

MSM



NOMENCLATURE
PAGE MSM-4

MOUNTING POSITIONS
PAGE MSM-10

STOCK/NON-STOCK PART NUMBERS
PAGE MSM-57

WEIGHTS
PAGE MSM-250

DIMENSIONS



MOTORIZED SHAFT MOUNT REDUCER (MSM)

SIZE: MW48

Separate - Universal Mounting
Double/Triple Reduction
Solid Output Shaft

STANDARD SOLID OUTPUT SHAFT

Dimension - Inch/MM

ØU	tol.	UY	V	VO	KEY	M-TAP x DEPTH
1.250	+0.0000 -0.0005	1.37	2.36	-	1/4 x 1/4 x 1-7/8	3/8 - 16 UNC x 0.87
30	+0.015 +0.002	33	60	7	8 x 7 x 50	M10 x 22

OPTIONAL SOLID OUTPUT SHAFT

Dimension - Inch/MM

ØU	tol.	UY	V	VO	KEY	M-TAP x DEPTH
1.625	+0.0000 -0.0010	1.80	3.15	-	3/8 x 3/8 x 2-5/8	5/8-11 UNC x 1.42
40	+0.018 +0.002	43	80	5	12 x 8 x 70	M16 x 36

SEPARATE INPUT

Dimension - Inch/MM

	MW48 Double		MW48 Triple		DOUBLE/ TRIPLE							
	C	ZC	C	ZC	FO	FM x Depth	ØFU	tol.	FV	YA	YB	Key
71	11.63	5.73	12.30	6.40	---	8-32 UNC x 0.49	0.625	+0.0000 -0.0005	1.57	2.40	0.16	3/16 x 3/16 x 1-5/16
	296	146	313	163	4	M5 x 12.5	16	+0.012 +0.001	40			5 x 5 x 32
80	13.01	7.11	13.68	7.78	---	1/4-20 UNC x 0.63	0.750	+0.0000 -0.0005	1.57	2.40	0.16	3/16 x 3/16 x 1-5/16
	331	181	348	198	4	M6 x 16	19	+0.015 +0.002	40			6 x 6 x 32
90	13.41	7.50	14.07	8.17	---	5/16-18 UNC x 0.75	0.875	+0.0000 -0.0005	1.97	2.80	0.16	3/16 x 3/16 x 1-5/8
	341	191	358	208	5	M8 x 19	24	+0.015 +0.002	50			8 x 7 x 40
100	14.04	8.13	14.70	8.80	---	3/8 -16 UNC x 0.87	1.125	+0.0000 -0.0005	2.36	3.27	0.16	1/4 x 1/4 x 2
	357	207	374	224	5	M10 x 22	28	+0.015 +0.002	60			8 x 7 x 50
112	14.07	8.17	---	---	---	3/8-16 UNC x 0.87	1.250	+0.0000 -0.0005	2.36	3.27	0.16	1/4 x 1/4 x 2
	358	208	---	---	5	M10 x 22	28	+0.015 +0.002	60			8 x 7 x 50

Refer to page ENGINEERING-4 for Input Shaft and Flange details.

NOMENCLATURE PAGE MSM-4	MOUNTING POSITIONS PAGE MSM-10	STOCK/NON-STOCK PART NUMBERS PAGE MSM-57	WEIGHTS PAGE MSM-250
----------------------------	-----------------------------------	---	-------------------------

DIMENSIONS



MOTORIZED SHAFT MOUNT REDUCER (MSM)

SIZE: MW48

Integral Gearmotor - Universal Mounting
 Double/Triple Reduction
 Solid Output Shaft

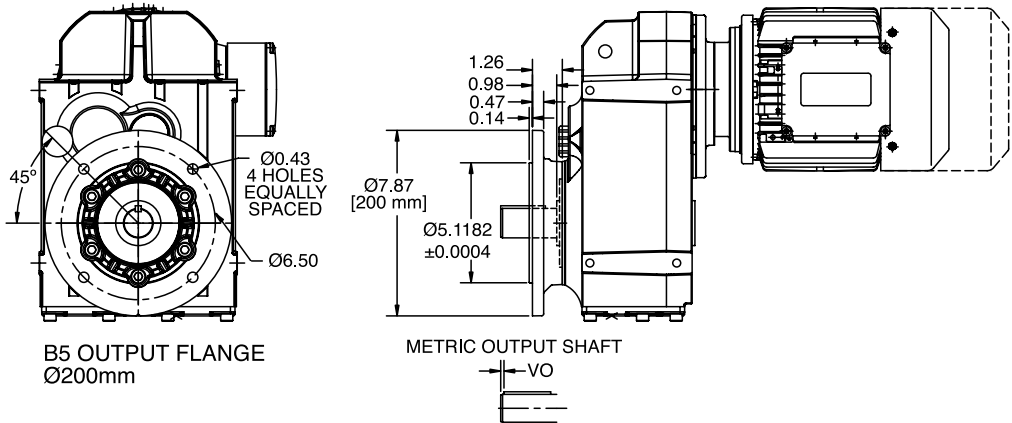
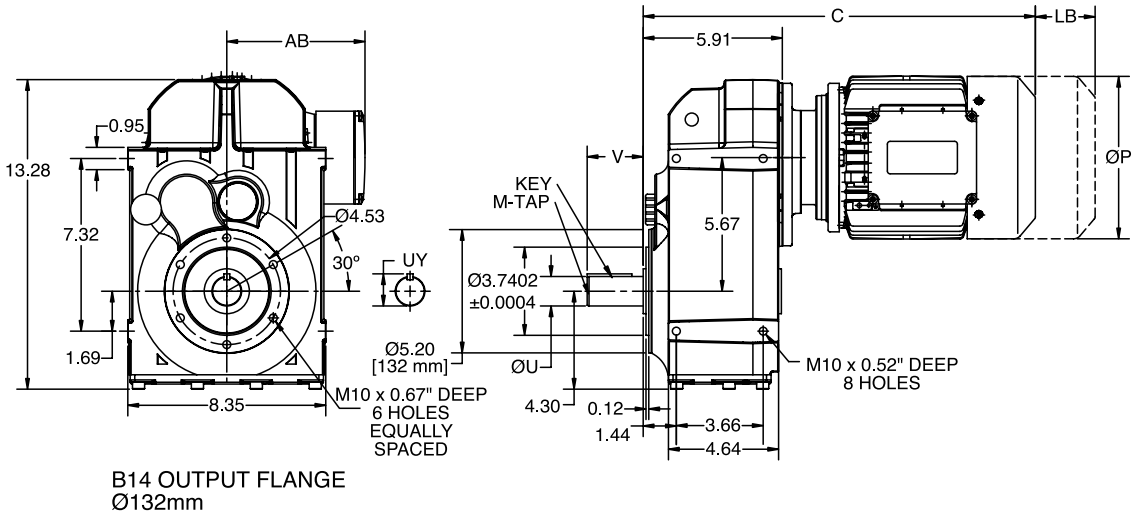
QUANTIS

QUANTIS GOLD

ILH

RHB

MSM



NOMENCLATURE PAGE MSM-4	MOUNTING POSITIONS PAGE MSM-10	STOCK/NON-STOCK PART NUMBERS PAGE MSM-57	WEIGHTS PAGE MSM-250
----------------------------	-----------------------------------	---	-------------------------

DIMENSIONS



MOTORIZED SHAFT MOUNT REDUCER (MSM)

SIZE: MW48

Integral Gearmotor - Universal Mounting
Double/Triple Reduction
Solid Output Shaft

STANDARD SOLID OUTPUT SHAFT

Dimension - Inch/MM

ØU	tol.	UY	V	VO	KEY	M-TAP x DEPTH
1.250	+0.0000 -0.0005	1.37	2.36	-	1/4 x 1/4 x 1-7/8	3/8-16 UNC x 0.87
30	+0.015 +0.002	33	60	7	8 x 7 x 50	M10 x 22

OPTIONAL SOLID OUTPUT SHAFT

Dimension - Inch/MM

ØU	tol.	UY	V	VO	KEY	M-TAP x DEPTH
1.625	+0.0000 -0.0010	1.80	3.15	-	3/8 x 3/8 x 2-5/8	5/8-11 UNC x 1.42
40	+0.018 +0.002	43	80	5	12 x 8 x 70	M16 x 36

MOTOR

Dimension - Inch/MM

Frame	MW48 Double		MW48 Triple		P	AB
	C	LB	C	LB		
71C4 / 71D4 / 71E4	16.24	1.81	16.91	1.81	6.19	5.18
	413	46	430	46	158	132
80F4	16.38	2.56	17.05	2.56	6.19	5.12
	417	65	434	65	158	131
80G4	17.88	2.56	18.55	2.56	6.19	5.12
	455	65	472	65	158	131
90H4	17.81	2.52	18.48	2.52	7.19	5.79
	453	64	470	64	183	148
90I4	18.69	2.52	19.36	2.52	7.19	5.79
	475	64	492	64	183	148
100J4	20.7	2.91	21.36	2.52	7.19	5.79
	526	74	543	64	183	148
112L4	22.4	2.91	-	-	8.6	6.88
	569	74	-	-	219	175

NOMENCLATURE PAGE MSM-4	MOUNTING POSITIONS PAGE MSM-10	STOCK/NON-STOCK PART NUMBERS PAGE MSM-57	WEIGHTS PAGE MSM-250
----------------------------	-----------------------------------	---	-------------------------

DIMENSIONS



QUANTIS

QUANTIS GOLD

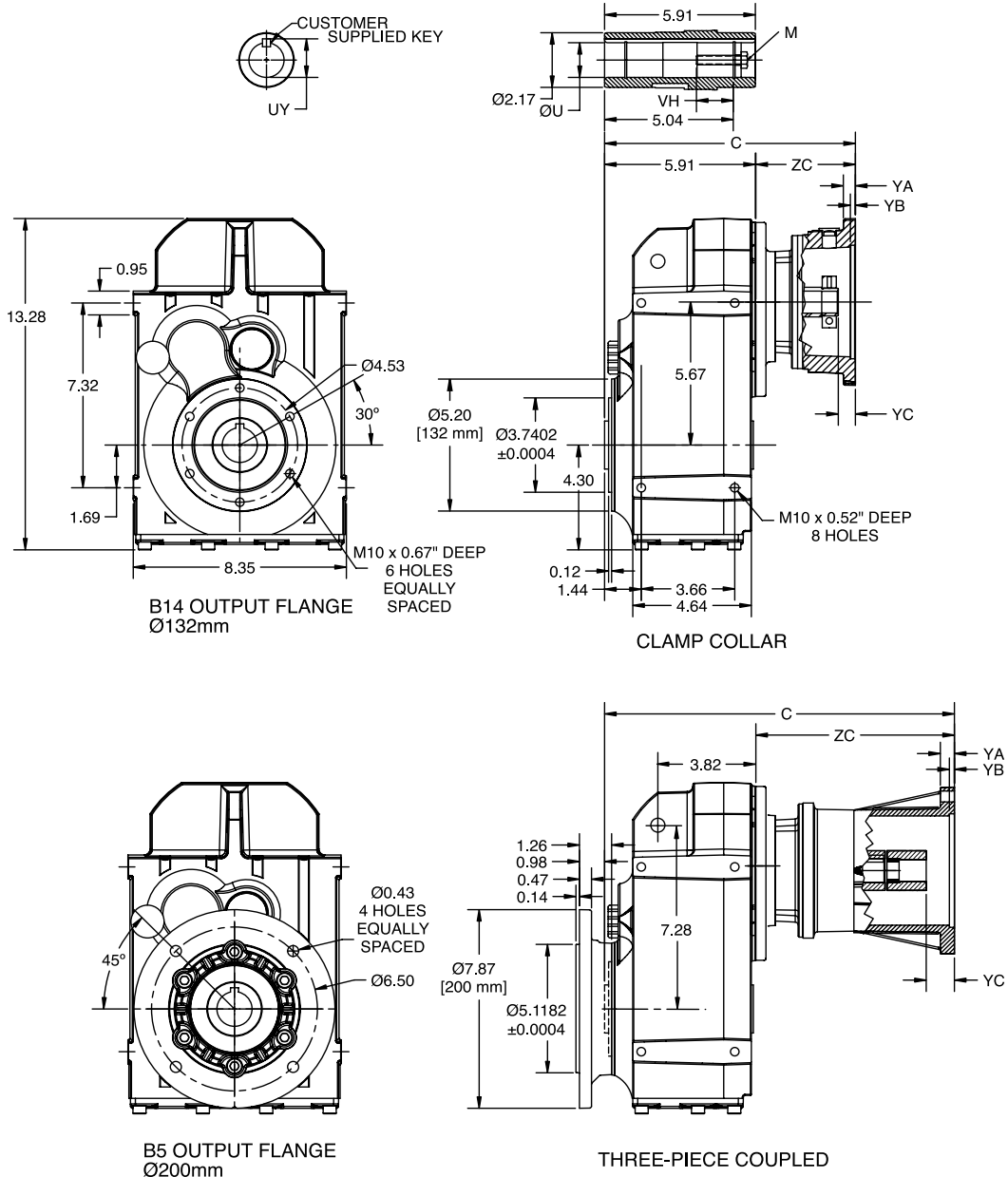
ILH

RHB

MSM

MOTORIZED SHAFT MOUNT REDUCER (MSM) NEMA C-Face - Universal Mounting - Clamp Collar / 3 Piece Coupled Double/Triple Reduction Straight Hollow Bore Output Shaft

SIZE: MW48



NOMENCLATURE PAGE MSM-4	MOUNTING POSITIONS PAGE MSM-10	STOCK/NON-STOCK PART NUMBERS PAGE MSM-57	WEIGHTS PAGE MSM-250
----------------------------	-----------------------------------	---	-------------------------

DIMENSIONS



MOTORIZED SHAFT MOUNT REDUCER (MSM) NEMA C-Face - Universal Mounting - Clamp Collar / 3 Piece Coupled Double/Triple Reduction Straight Hollow Bore Output Shaft

SIZE: MW48

STANDARD HOLLOW OUTPUT SHAFT

Dimension - Inch/MM

ØU	tol.	UY	VH	KEY	M
1.375	+0.0010 +0.0004	1.68	1.45	5/16 x 5/16 x 2-3/16	3/8-16 x 1-3/4 UNC
35	+0.025 +0.009	38	43	10 x 8 x 45	M12 x 50

OPTIONAL HOLLOW OUTPUT SHAFT

Dimension - MM

ØU	tol.	UY	VH	KEY (H)	M
40	+0.025 +0.009	43	48	12 x 8 x 50	M16 x 60

NEMA MOTOR ADAPTER - CLAMP COLLAR

Dimension - Inch

	MW48 Double		MW48 Triple		Double / Triple		
	C	ZC	C	ZC	YA	YB	YC
56C	9.15	3.25	9.82	3.92	0.47	0.20	0.67
140TC	9.82	3.92	10.49	4.59	0.47	0.20	0.67
180TC	11.40	5.49	12.07	6.16	0.73	0.22	0.91

NEMA MOTOR ADAPTER - 3 PIECE COUPLED

Dimension - Inch

	MW48 Double		MW48 Triple		Double / Triple		
	C	ZC	C	ZC	YA	YB	YC
56C	12.28	6.38	12.95	7.05	0.55	0.20	1.08
140TC	13.70	7.80	14.37	8.46	0.55	0.20	1.10
180TC	14.99	9.08	15.65	9.74	0.73	0.22	1.65

Refer to page ENGINEERING-2 for Input Shaft and Flange details.

Refer to page ENGINEERING-8 and ENGINEERING-9 for driven shaft dimensions.

Refer to page MSM-229 for Twin Tapered Bushing details.

NOMENCLATURE PAGE MSM-4	MOUNTING POSITIONS PAGE MSM-10	STOCK/NON-STOCK PART NUMBERS PAGE MSM-57	WEIGHTS PAGE MSM-250
----------------------------	-----------------------------------	---	-------------------------

DIMENSIONS



QUANTIS

QUANTIS GOLD

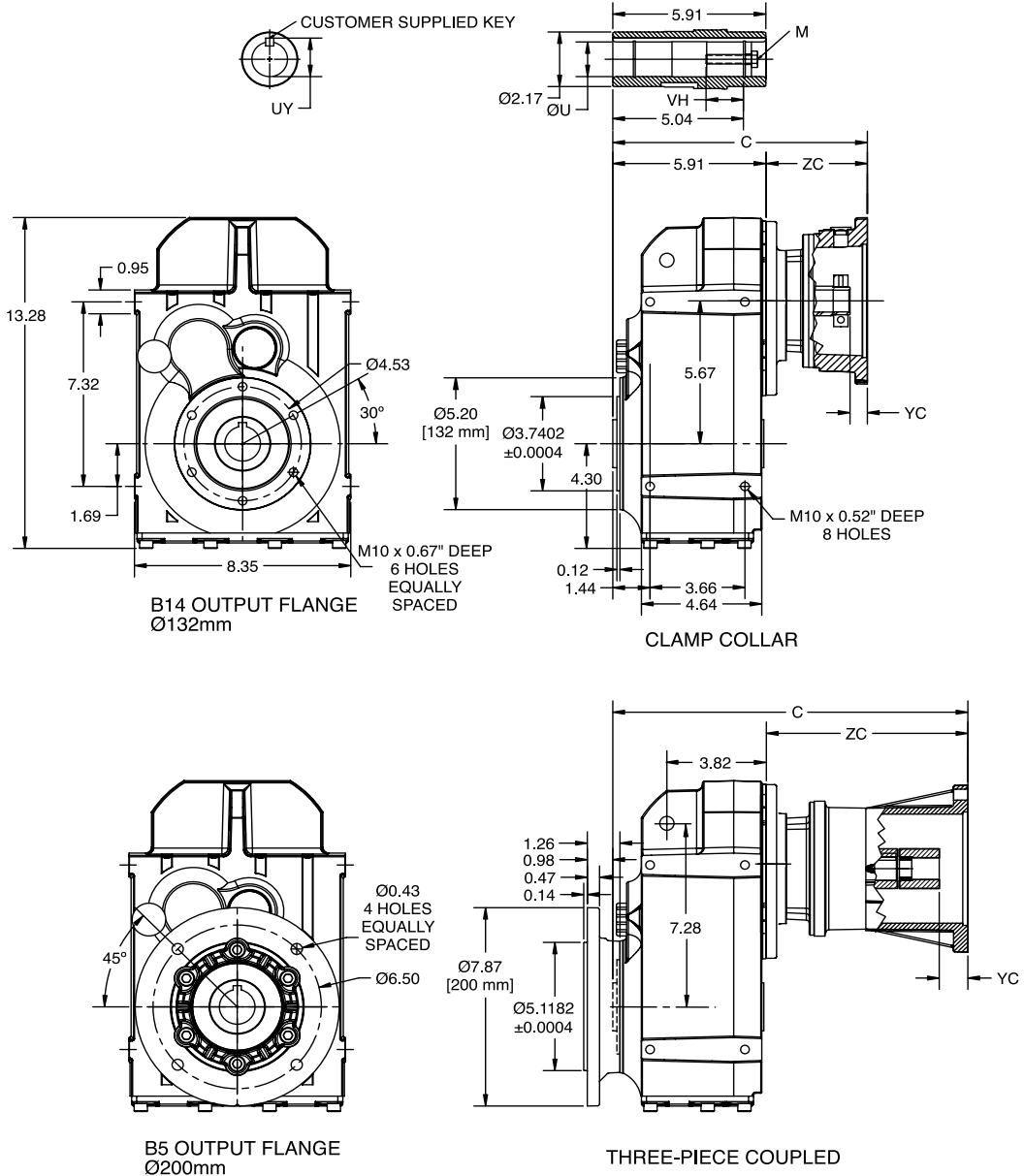
ILH

RHB

MSM

MOTORIZED SHAFT MOUNT REDUCER (MSM) IEC D Flange (B5 Input) - Universal Mounting - Clamp Collar / 3 Piece Coupled Double/Triple Reduction Straight Hollow Bore Output Shaft

SIZE: MW48



NOMENCLATURE PAGE MSM-4	MOUNTING POSITIONS PAGE MSM-10	STOCK/NON-STOCK PART NUMBERS PAGE MSM-57	WEIGHTS PAGE MSM-250
----------------------------	-----------------------------------	---	-------------------------

DIMENSIONS



MOTORIZED SHAFT MOUNT REDUCER (MSM)

SIZE: MW48

IEC D Flange (B5 Input) - Universal Mounting - Clamp Collar / 3 Piece Coupled
Double/Triple Reduction
Straight Hollow Bore Output Shaft

STANDARD HOLLOW OUTPUT SHAFT

Dimension - Inch/MM

ØU	tol.	UY	VH	KEY)	M
1.375	+0.0010 +0.0004	1.68	1.45	5/16 x 5/16 x 2-3/16	3/8-16 x 1-3/4 UNC
35	+0.025 +0.009	38	43	10 x 8 x 45	M12 x 50

OPTIONAL HOLLOW OUTPUT SHAFT

Dimension - MM

ØU	tol.	UY	VH	KEY	M
40	+0.025 +0.009	43	48	12 x 8 x 50	M16 x 60

IEC MOTOR ADAPTER - CLAMP COLLAR

Dimension - Inch

	MW48 Double		MW48 Triple		Double/Triple
	C	ZC	C	ZC	YC
71D	8.44	2.54	9.11	3.21	0.16
80D	9.39	3.48	10.06	4.15	0.61
90D	9.39	3.48	10.06	4.15	0.61
100D	9.69	3.78	10.35	4.45	0.28
112D	10.02	4.11	-	-	0.28

IEC MOTOR ADAPTER - 3 PIECE COUPLED

Dimension - Inch

	MW48 Double		MW48 Triple		Double/Triple
	C	ZC	C	ZC	YC
80D	13.62	7.72	14.29	8.39	0.59
90D	13.62	7.72	14.29	8.39	1.02
100D	14.51	8.60	15.18	9.27	1.18
112D	14.47	8.56	-	-	1.18

Refer to page ENGINEERING-3 for Input Shaft and Flange details.

Refer to page ENGINEERING-8 and ENGINEERING-9 for driven shaft dimensions.

Refer to page MSM-229 for Twin Tapered Bushing details.

NOMENCLATURE PAGE MSM-4	MOUNTING POSITIONS PAGE MSM-10	STOCK/NON-STOCK PART NUMBERS PAGE MSM-57	WEIGHTS PAGE MSM-250
----------------------------	-----------------------------------	---	-------------------------

DIMENSIONS



MOTORIZED SHAFT MOUNT REDUCER (MSM)

SIZE: MW48

Separate - Universal Mounting
 Double/Triple Reduction
 Straight Hollow Bore Output Shaft

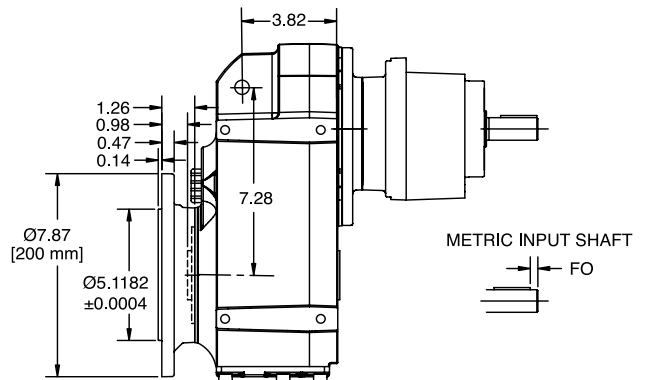
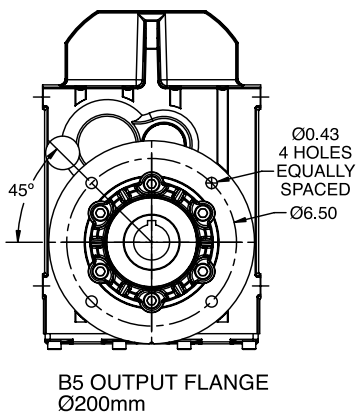
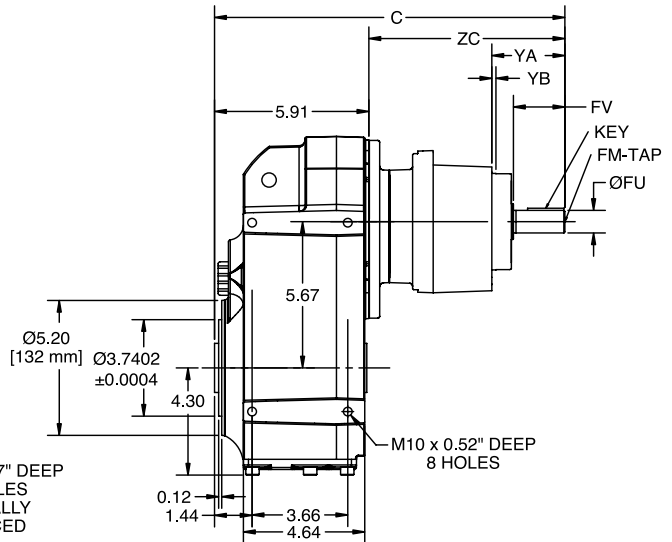
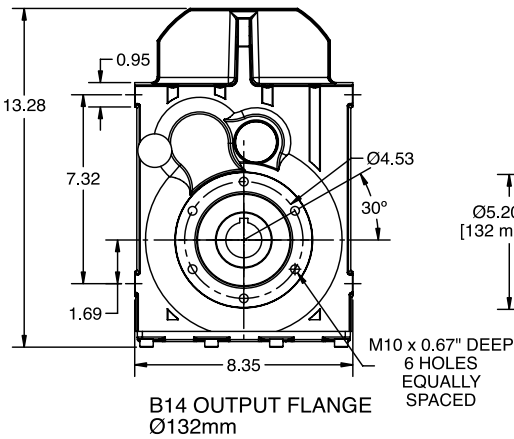
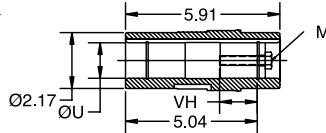
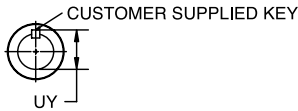
QUANTIS

QUANTIS GOLD

ILH

RHB

MSM



NOMENCLATURE PAGE MSM-4	MOUNTING POSITIONS PAGE MSM-10	STOCK/NON-STOCK PART NUMBERS PAGE MSM-57	WEIGHTS PAGE MSM-250
----------------------------	-----------------------------------	---	-------------------------

DIMENSIONS



MOTORIZED SHAFT MOUNT REDUCER (MSM)

SIZE: MW48

Separate - Universal Mounting
Double/Triple Reduction
Straight Hollow Bore Output Shaft

STANDARD HOLLOW OUTPUT SHAFT

					Dimension - Inch/MM
ØU	tol.	UY	VH	KEY	M
1.375	+0.0010 +0.0004	1.68	1.45	5/16 x 5/16 x 2-3/16	3/8-16 x 1-3/4 UNC
35	+0.025 +0.009	38	43	10 x 8 x 45	M12 x 50

OPTIONAL HOLLOW OUTPUT SHAFT

					Dimension - MM
ØU	tol.	UY	VH	KEY	M
40	+0.025 +0.009	43	48	12 x 8 x 50	M16 x 60

SEPARATE INPUT

												Dimension - Inch/MM
	MW48 Double		MW48 Triple		DOUBLE/ TRIPLE							
	C	ZC	C	ZC	FO	FM x DEPTH	ØFU	tol.	FV	YA	YB	Key
71	11.63	5.73	12.30	6.40	---	8-32 UNC x 0.49	0.625	+0.0000 -0.0005	1.57	2.40	0.16	3/16 x 3/16 x 1-5/16
	296	146	313	163	4	M5 x 12.5	16	+0.012 +0.001	40			5 x 5 x 32
80	13.01	7.11	13.68	7.78	---	1/4-20 UNC x 0.63	0.750	+0.0000 -0.0005	1.57	2.40	0.16	3/16 x 3/16 x 1-5/16
	331	181	348	198	4	M6 x 16	19	+0.015 +0.002	40			6 x 6 x 32
90	13.41	7.50	14.07	8.17	---	5/16-18 UNC x 0.75	0.875	+0.0000 -0.0005	1.97	2.80	0.16	3/16 x 3/16 x 1-5/8
	341	191	358	208	5	M8 x 19	24	+0.015 +0.002	50			8 x 7 x 40
100	14.04	8.13	14.70	8.80	---	3/8 -16 UNC x 0.87	1.125	+0.0000 -0.0005	2.36	3.27	0.16	1/4 x 1/4 x 2
	357	207	374	224	5	M10 x 22	28	+0.015 +0.002	60			8 x 7 x 50
112	14.07	8.17	---	---	---	3/8 -16 UNC x 0.87	1.25	+0.0000 -0.0005	2.36	3.27	0.16	1/4 x 1/4 x 2
	358	208	---	---	5	M10 x 22	28	+0.015 +0.002	60			8 x 7 x 50

Refer to page ENGINEERING-4 for Input Shaft and Flange details.
Refer to page ENGINEERING-8 and ENGINEERING-9 for driven shaft dimensions.
Refer to page MSM-229 for Twin Tapered Bushing details.

NOMENCLATURE PAGE MSM-4	MOUNTING POSITIONS PAGE MSM-10	STOCK/NON-STOCK PART NUMBERS PAGE MSM-57	WEIGHTS PAGE MSM-250
----------------------------	-----------------------------------	---	-------------------------

DIMENSIONS



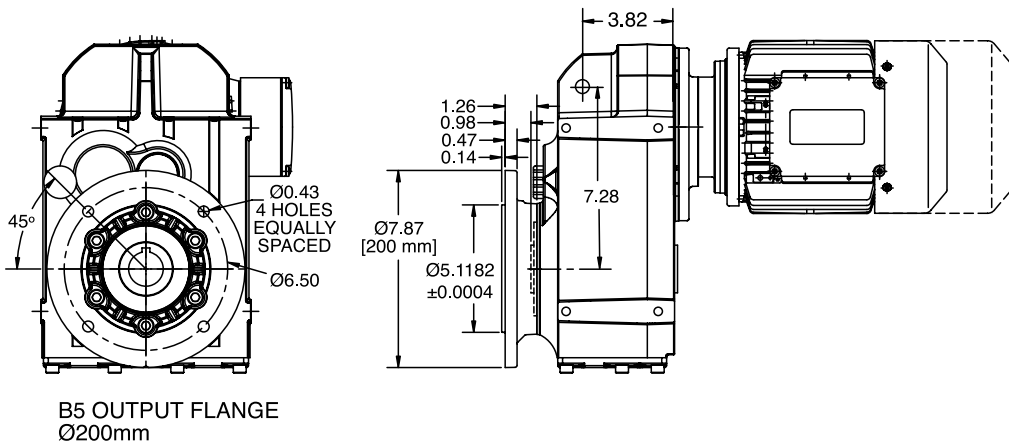
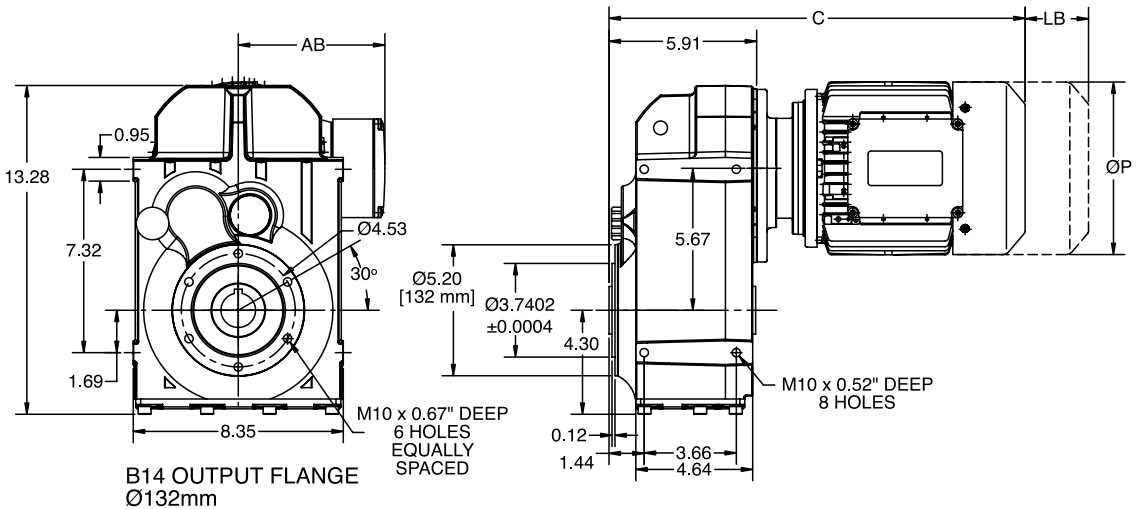
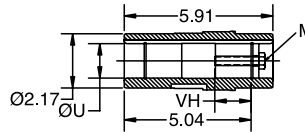
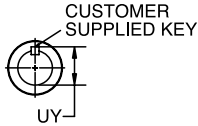
MOTORIZED SHAFT MOUNT REDUCER (MSM)

SIZE: MW48

Integral Gearmotor - Universal Mounting

Double/Triple Reduction

Straight Hollow Bore Output Shaft



NOMENCLATURE
PAGE MSM-4

MOUNTING POSITIONS
PAGE MSM-10

STOCK/NON-STOCK PART NUMBERS
PAGE MSM-57

WEIGHTS
PAGE MSM-250

DIMENSIONS



MOTORIZED SHAFT MOUNT REDUCER (MSM)

SIZE: MW48

Integral Gearmotor - Universal Mounting
Double/Triple Reduction
Straight Hollow Bore Output Shaft

STANDARD HOLLOW OUTPUT SHAFT

Dimension - Inch/MM

ØU	tol.	UY	VH	KEY	M
1.375	+0.0010 +0.0004	1.52	1.45	5/16 x 5/16 x 2-3/16	3/8-16 x 1-3/4 UNC
35	+0.025 +0.009	38	43	10 x 8 x 45	M12 x 50

OPTIONAL HOLLOW OUTPUT SHAFT

Dimension - MM

ØU	tol.	UY	VH	KEY	M
40	+0.025 +0.009	43	48	12 X 8 X 50	M16 X 60

MOTOR

Dimension - Inch/MM

Frame	MW48 Double		MW48 Triple		P	AB
	C	LB	C	LB		
71C4 / 71D4 / 71E4	16.24	1.81	16.91	1.81	6.19	5.18
	413	46	430	46	158	132
80F4	16.38	2.56	17.05	2.56	6.19	5.12
	417	65	434	65	158	131
80G4	17.88	2.56	18.55	2.56	6.19	5.12
	455	65	472	65	158	131
90H4	17.81	2.52	18.48	2.52	7.19	5.79
	453	64	470	64	183	148
90I4	18.69	2.52	19.36	2.52	7.19	5.79
	475	64	492	64	183	148
100J4	20.7	2.91	21.36	2.52	7.19	5.79
	526	74	543	64	183	148
112L4	22.4	2.91	-	-	8.6	6.88
	569	74	-	-	219	175

Refer to page ENGINEERING-8 and ENGINEERING-9 for driven shaft dimensions.

Refer to page MSM-229 for Twin Tapered Bushing details.

NOMENCLATURE PAGE MSM-4	MOUNTING POSITIONS PAGE MSM-10	STOCK/NON-STOCK PART NUMBERS PAGE MSM-57	WEIGHTS PAGE MSM-250
----------------------------	-----------------------------------	---	-------------------------

DIMENSIONS



MOTORIZED SHAFT MOUNT REDUCER (MSM) NEMA C-Face - Universal Mounting - Clamp Collar / 3 Piece Coupled Double/Triple Reduction Solid Output Shaft

SIZE: MW68

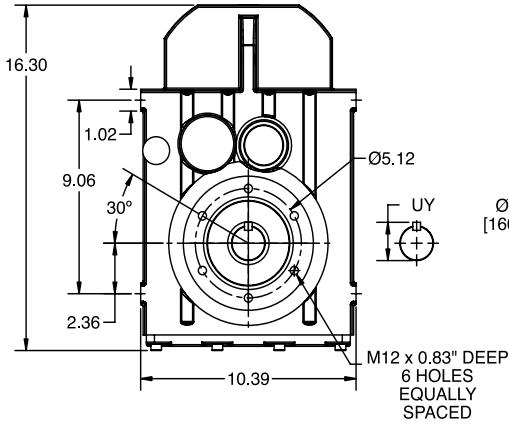
QUANTIS

QUANTIS GOLD

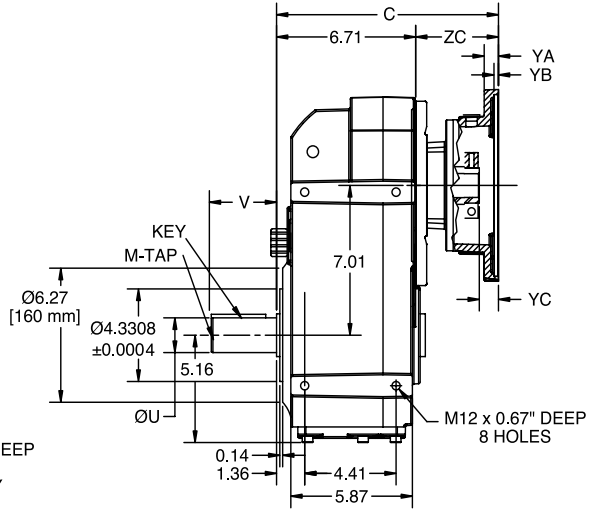
ILH

RHB

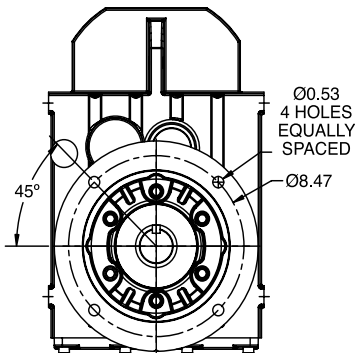
MSM



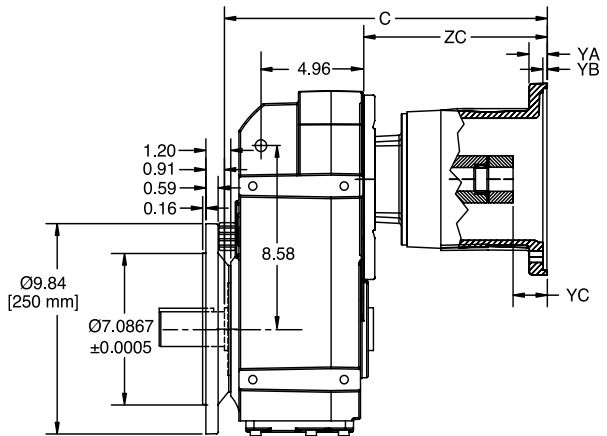
B14 OUTPUT FLANGE
Ø160 mm



CLAMP COLLAR



B5 OUTPUT FLANGE
Ø250 mm



THREE-PIECE COUPLED

METRIC OUTPUT SHAFT



NOMENCLATURE
PAGE MSM-4

MOUNTING POSITIONS
PAGE MSM-10

STOCK/NON-STOCK PART NUMBERS
PAGE MSM-57

WEIGHTS
PAGE MSM-250

DIMENSIONS



MOTORIZED SHAFT MOUNT REDUCER (MSM)

SIZE: MW68

NEMA C-Face - Universal Mounting - Clamp Collar / 3 Piece Coupled
Double/Triple Reduction
Solid Output Shaft

STANDARD SOLID OUTPUT SHAFT

Dimension - Inch/MM

ØU	tol.	UY	V	VO	KEY	M-TAP x DEPTH
1.625	+0.0000 -0.0010	1.80	3.15	-	3/8 x 3/8 x 2-5/8	5/8 -11 UNC x 1.42
40	+0.018 +0.002	43	80	5	12 x 8 x 70	M16 x 36

OPTIONAL SOLID OUTPUT SHAFT

Dimension - Inch/MM

ØU	tol.	UY	V	VO	KEY	M-TAP x DEPTH
2.000	+0.0000 -0.0010	2.22	3.94	-	1/2 x 1/2 x 3-1/4	3/4-10 UNC x 1.65
50	+0.018 +0.002	54	100	10	14 x 9 x 80	M16 x 36

NEMA MOTOR ADAPTER - CLAMP COLLAR

Dimension - Inch

	MW68 Double		MW68 Triple		Double / Triple		
	C	ZC	C	ZC	YA	YB	YC
56C	9.72	3.01	10.45	3.74	0.47	0.20	0.67
140TC	10.39	3.68	11.12	4.41	0.47	0.20	0.67
180TC	11.89	5.18	12.69	5.98	0.73	0.22	0.91
210TC	13.78	7.07	-	-	0.69	0.22	0.89

NEMA MOTOR ADAPTER - 3 PIECE COUPLED

Dimension - Inch

	MW68 Double		MW68 Triple		Double / Triple		
	C	ZC	C	ZC	YA	YB	YC
56C	12.85	6.14	13.58	6.87	0.55	0.20	1.08
140TC	14.27	7.56	15.00	8.29	0.55	0.20	1.10
180TC	15.47	8.76	16.28	9.57	0.73	0.22	1.65
210TC	17.40	10.69	-	-	0.87	0.22	2.01

Refer to page ENGINEERING-2 for Input Shaft and Flange details.

NOMENCLATURE PAGE MSM-4	MOUNTING POSITIONS PAGE MSM-10	STOCK/NON-STOCK PART NUMBERS PAGE MSM-57	WEIGHTS PAGE MSM-250
----------------------------	-----------------------------------	---	-------------------------

DIMENSIONS



MOTORIZED SHAFT MOUNT REDUCER (MSM) IEC D Flange (B5 Input) - Universal Mounting - Clamp Collar / 3 Piece Coupled Double/Triple Reduction Solid Output Shaft

SIZE: MW68

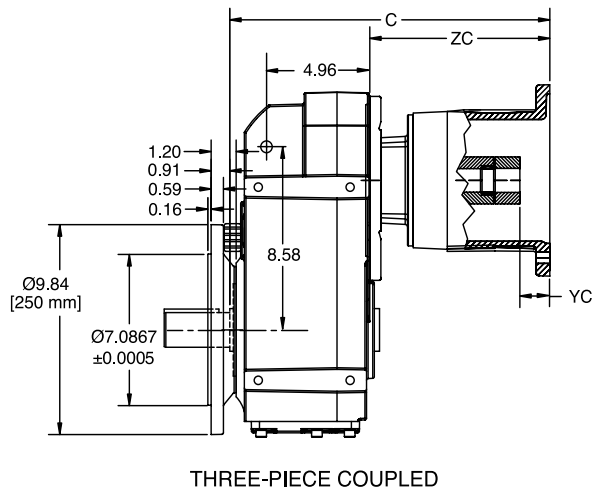
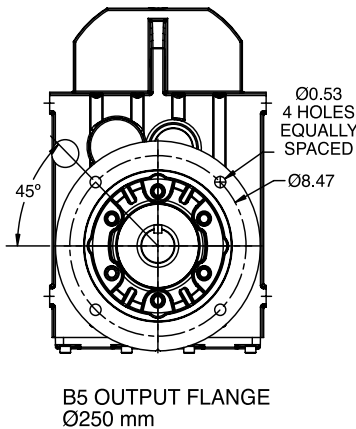
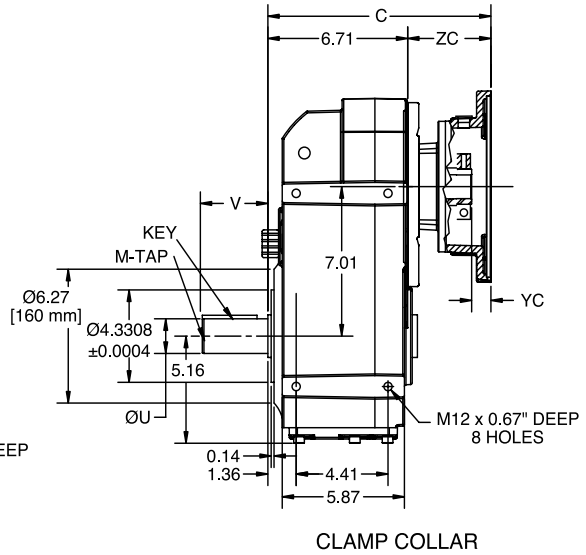
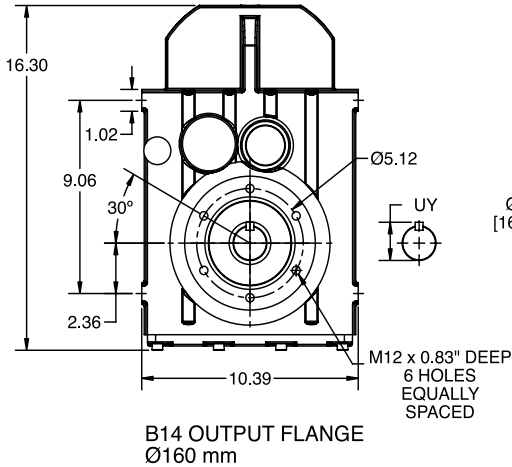
QUANTIS

QUANTIS GOLD

ILH

RHB

MSM



METRIC OUTPUT SHAFT



NOMENCLATURE
PAGE MSM-4

MOUNTING POSITIONS
PAGE MSM-10

STOCK/NON-STOCK PART NUMBERS
PAGE MSM-57

WEIGHTS
PAGE MSM-250

DIMENSIONS



MOTORIZED SHAFT MOUNT REDUCER (MSM)

SIZE: MW68

IEC D Flange (B5 Input) - Universal Mounting - Clamp Collar / 3 Piece Coupled
Double/Triple Reduction
Solid Output Shaft

STANDARD SOLID OUTPUT SHAFT

Dimension - Inch/MM

ØU	tol.	UY	V	VO	KEY	M-TAP x DEPTH
1.625	+0.0000 -0.0010	1.80	3.15	-	3/8 x 3/8 x 2-5/8	5/8 -11 UNC x 1.42
40	+0.018 +0.002	43	80	5	12 x 8 x 70	M16 x 36

OPTIONAL SOLID OUTPUT SHAFT

Dimension - Inch/MM

ØU	tol.	UY	V	VO	KEY	M-TAP x DEPTH
2.000	+0.0000 -0.0010	2.22	3.94	-	1/2 x 1/2 x 3-1/4	3/4-10 UNC x 1.65
50	+0.018 +0.002	54	100	10	14 x 9 x 80	M16 x 36

IEC MOTOR ADAPTER - CLAMP COLLAR

Dimension - Inch

	MW68 Double		MW68 Triple		Double/Triple
	C	ZC	C	ZC	YC
71D	9.02	2.30	9.74	3.03	0.16
80D	9.96	3.25	10.69	3.98	0.61
90D	9.96	3.25	10.69	3.98	0.61
100D	10.26	3.54	10.98	4.27	0.28
112D	10.51	3.80	-	-	0.28
132D	12.13	5.41	-	-	0.87

IEC MOTOR ADAPTER - 3 PIECE COUPLED

Dimension - Inch

	MW68 Double		MW68 Triple		Double/Triple
	C	ZC	C	ZC	YC
80D	14.19	7.48	14.92	8.21	0.59
90D	14.19	7.48	14.92	8.21	1.02
100D	15.08	8.37	15.81	9.09	1.18
112D	14.96	8.25	-	-	1.18
132D	17.38	10.67	-	-	1.77

Refer to page ENGINEERING-3 for Input Shaft and Flange details.

NOMENCLATURE PAGE MSM-4	MOUNTING POSITIONS PAGE MSM-10	STOCK/NON-STOCK PART NUMBERS PAGE MSM-57	WEIGHTS PAGE MSM-250
----------------------------	-----------------------------------	---	-------------------------

DIMENSIONS



MOTORIZED SHAFT MOUNT REDUCER (MSM)

SIZE: MW68

Separate - Universal Mounting
Double/Triple Reduction
Solid Output Shaft

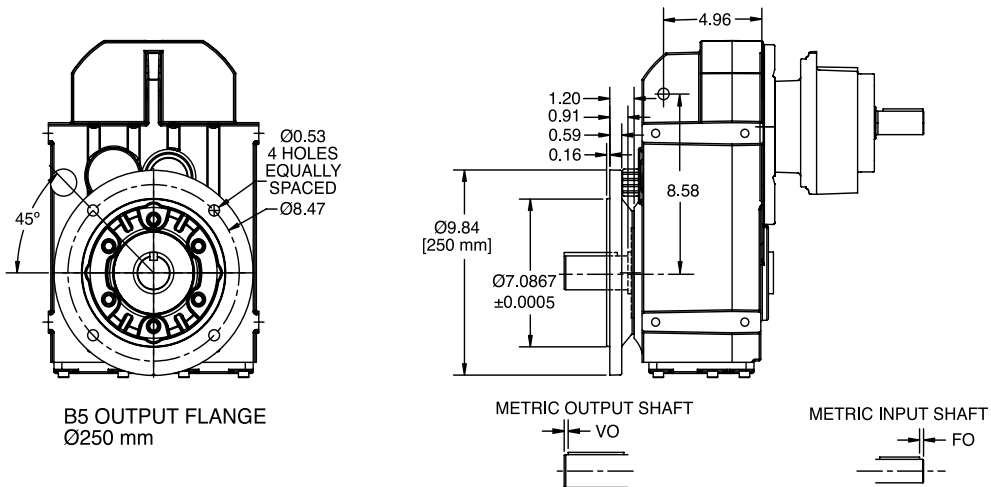
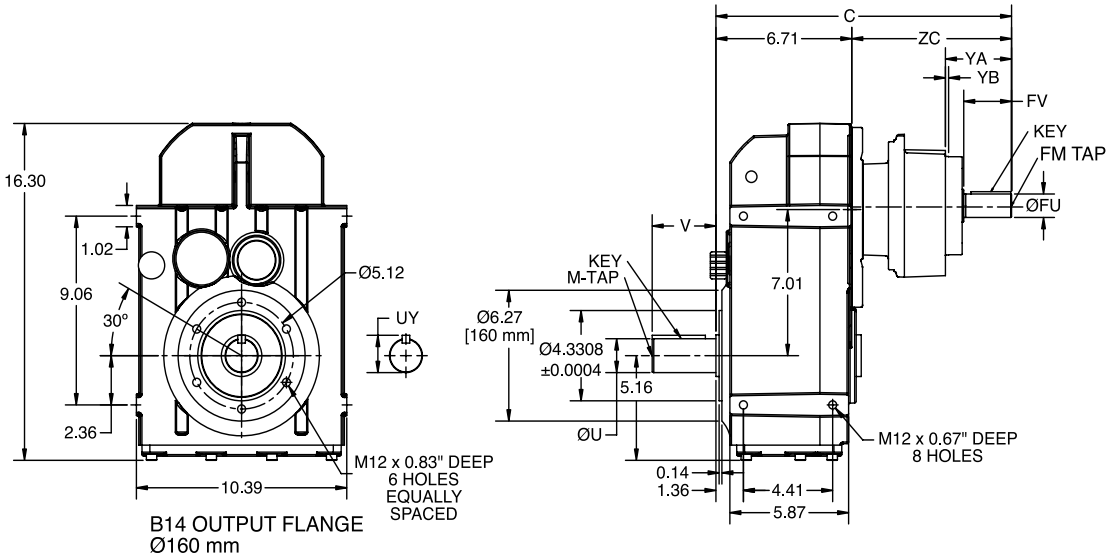
QUANTIS

QUANTIS GOLD

ILH

RHB

MSM



NOMENCLATURE
PAGE MSM-4

MOUNTING POSITIONS
PAGE MSM-10

STOCK/NON-STOCK PART NUMBERS
PAGE MSM-57

WEIGHTS
PAGE MSM-250

DIMENSIONS



MOTORIZED SHAFT MOUNT REDUCER (MSM)

SIZE: MW68

Separate - Universal Mounting
Double/Triple Reduction
Solid Output Shaft

STANDARD SOLID OUTPUT SHAFT

Dimension - Inch/MM

ØU	tol.	UY	V	VO	KEY	M-TAP x DEPTH
1.625	+0.0000 -0.0010	1.80	3.15	-	3/8 x 3/8 x 2-5/8	5/8 -11 UNC x 1.42
40	+0.018 +0.002	43	80	5	12 x 8 x 70	M16 x 36

OPTIONAL SOLID OUTPUT SHAFT

Dimension - Inch/MM

ØU	tol.	UY	V	VO	KEY	M-TAP x DEPTH
2.000	+0.0000 -0.0010	2.22	3.94	-	1/2 x 1/2 x 3-1/4	3/4-10 UNC x 1.65
50	+0.018 +0.002	54	100	10	14 x 9 x 80	M16 x 36

SEPARATE INPUT

Dimension - Inch/MM

	MW68 Double		MW68 Triple		DOUBLE/ TRIPLE							
	C	ZC	C	ZC	FO	FM x DEPTH	ØFU	tol.	FV	YA	YB	Key
71	12.20	5.49	12.93	6.22	---	8-32 UNC x 0.49	0.625	+0.0000 -0.0005	1.57	2.40	0.16	3/16 x 3/16 x 1-5/16
	310	140	329	158	4	M5 x 12.5	16	+0.012 +0.001	40			5 x 5 x 32
80	13.58	6.87	14.31	7.60	---	1/4-20 UNC x 0.63	0.750	+0.0000 -0.0005	1.57	2.40	0.16	3/16 x 3/16 x 1-5/16
	345	175	364	193	4	M6 x 16	19	+0.015 +0.002	40			6 x 6 x 32
90	13.98	7.26	14.70	7.99	---	5/16-18 UNC x 0.75	0.875	+0.0000 -0.0005	1.97	2.80	0.16	3/16 x 3/16 x 1-5/8
	355	185	374	203	5	M8 x 19	24	+0.015 +0.002	50			8 x 7 x 40
100	14.61	7.89	15.33	8.62	---	3/8 -16 UNC x 0.87	1.125	+0.0000 -0.0005	2.36	3.27	0.16	1/4 x 1/4 x 2
	371	201	390	219	5	M10 x 22	28	+0.015 +0.002	60			8 x 7 x 50
112	14.57	7.85	---	---	---	3/8 -16 UNC x 0.87	1.250	+0.0000 -0.0005	2.36	3.27	0.16	1/4 x 1/4 x 2
	370	200	---	---	5	M10 x 22	28	+0.015 +0.002	60			8 x 7 x 50
132	17.89	11.18	---	---	---	3/8-16 UNC x 1.10	1.375	+0.0000 -0.0005	3.15	6.61	0.14	5/16 x 5/16 x 2-3/4
	455	284	---	---	5	M12 x 28	38	+0.018 +0.002	80			10 x 8 x 70

Refer to page ENGINEERING-4 for Input Shaft and Flange details.

NOMENCLATURE PAGE MSM-4	MOUNTING POSITIONS PAGE MSM-10	STOCK/NON-STOCK PART NUMBERS PAGE MSM-57	WEIGHTS PAGE MSM-250
----------------------------	-----------------------------------	---	-------------------------

DIMENSIONS



MOTORIZED SHAFT MOUNT REDUCER (MSM)

SIZE: MW68

Integral Gearmotor - Universal Mounting
 Double/Triple Reduction
 Solid Output Shaft

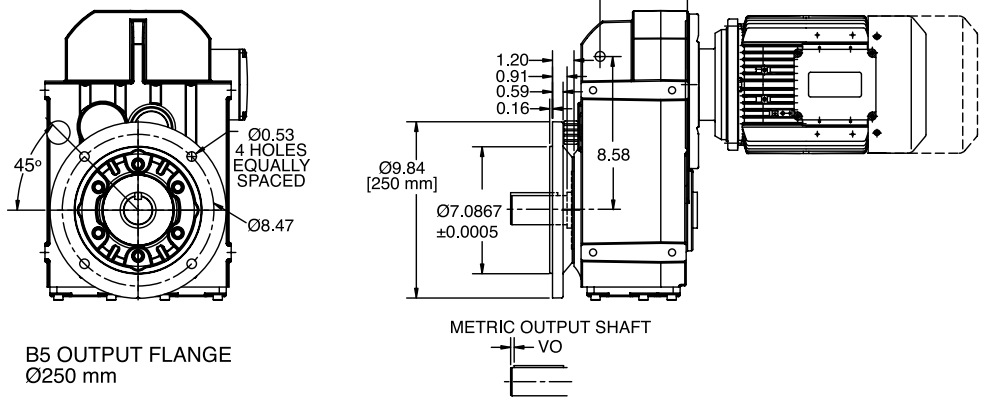
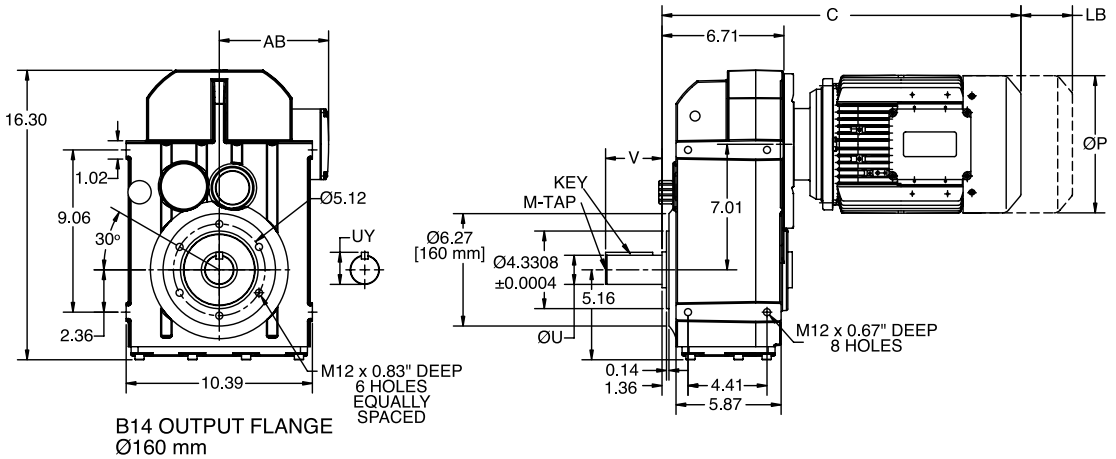
QUANTIS

QUANTIS GOLD

ILH

RHB

MSM



NOMENCLATURE PAGE MSM-4	MOUNTING POSITIONS PAGE MSM-10	STOCK/NON-STOCK PART NUMBERS PAGE MSM-57	WEIGHTS PAGE MSM-250
----------------------------	-----------------------------------	---	-------------------------

DIMENSIONS



MOTORIZED SHAFT MOUNT REDUCER (MSM)

SIZE: MW68

Integral Gearmotor - Universal Mounting
Double/Triple Reduction
Solid Output Shaft

STANDARD SOLID OUTPUT SHAFT

Dimension - Inch/MM

ØU	tol.	UY	V	VO	KEY	M-TAP x DEPTH
1.625	+0.0000 -0.0010	1.80	3.15	-	3/8 x 3/8 x 2-5/8	5/8-11 UNC x 1.42
40	+0.018 +0.002	43	80	5	12 x 8 x 70	M16 x 36

OPTIONAL SOLID OUTPUT SHAFT

Dimension - Inch/MM

ØU	tol.	UY	V	VO	KEY	M-TAP x DEPTH
2.000	+0.0000 -0.0010	2.22	3.94	-	1/2 x 1/2 x 3-1/4	3/4-10 UNC x 1.65
50	+0.018 +0.002	54	100	10	14 x 9 x 80	M16 x 36

MOTOR

Dimension - Inch/MM

Frame	MW68 Double		MW68 Triple		P	AB
	C	LB	C	LB		
71C4 / 71D4 / 71E4	16.8	1.81	17.53	1.81	6.19	5.18
	427	46	446	46	158	132
80F4	16.95	2.56	17.68	2.56	6.19	5.12
	431	65	450	65	158	131
80G4	18.45	2.56	19.18	2.56	6.19	5.12
	46	65	488	65	158	131
90H4	18.38	2.52	19.1	2.52	7.19	5.79
	467	64	486	64	183	148
90I4	19.26	2.52	19.99	2.52	7.19	5.79
	490	64	508	64	183	148
100J4	21.26	2.91	21.99	2.91	7.19	5.79
	541	74	559	74	183	148
112L4	22.91	2.91	-	-	8.6	6.88
	582	74	-	-	219	175
132M4	24.47	3.9	-	-	10.28	8.09
	622	99	-	-	262	206
132N4	25.97	3.9	-	-	10.28	8.09
	660	99	-	-	262	206

NOMENCLATURE PAGE MSM-4	MOUNTING POSITIONS PAGE MSM-10	STOCK/NON-STOCK PART NUMBERS PAGE MSM-57	WEIGHTS PAGE MSM-250
----------------------------	-----------------------------------	---	-------------------------

DIMENSIONS



QUANTIS

QUANTIS GOLD

ILH

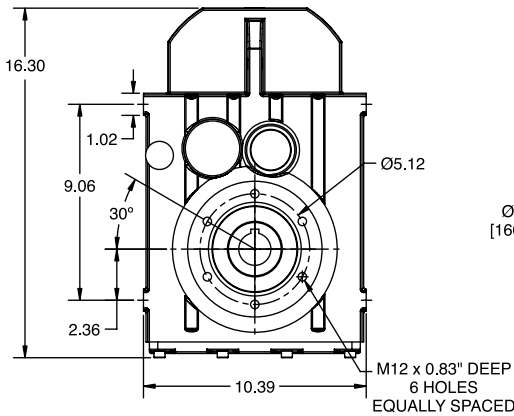
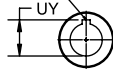
RHB

MSM

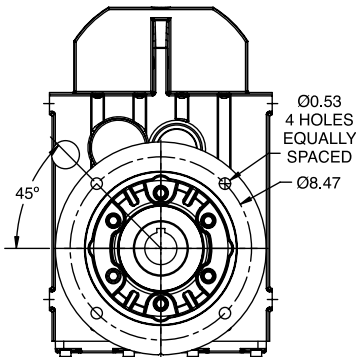
MOTORIZED SHAFT MOUNT REDUCER (MSM) NEMA C-Face - Universal Mounting - Clamp Collar / 3 Piece Coupled Double/Triple Reduction Straight Hollow Bore Output Shaft

SIZE: MW68

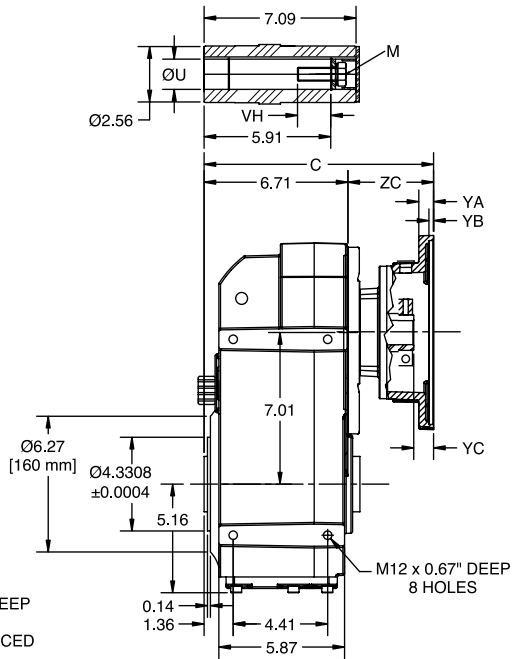
CUSTOMER SUPPLIED KEY



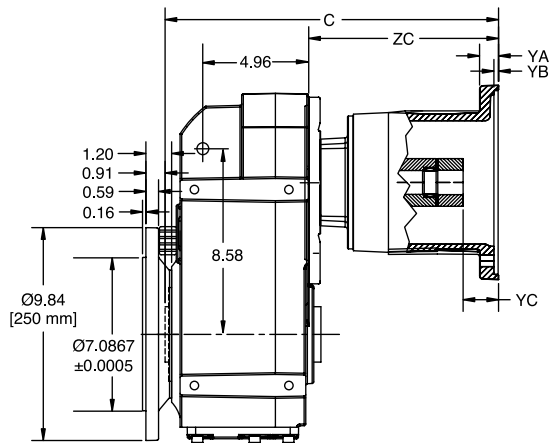
B14 OUTPUT FLANGE
Ø160 mm



B5 OUTPUT FLANGE
Ø250 mm



CLAMP COLLAR



THREE-PIECE COUPLED

NOMENCLATURE
PAGE MSM-4

MOUNTING POSITIONS
PAGE MSM-10

STOCK/NON-STOCK PART NUMBERS
PAGE MSM-57

WEIGHTS
PAGE MSM-250

DIMENSIONS



MOTORIZED SHAFT MOUNT REDUCER (MSM) NEMA C-Face - Universal Mounting - Clamp Collar / 3 Piece Coupled Double/Triple Reduction Straight Hollow Bore Output Shaft

SIZE: MW68

STANDARD HOLLOW OUTPUT SHAFT

Dimension - Inch/MM

ØU	tol.	UY	VH	KEY	M
1.500	+0.0010 +0.0004	1.67	2.05	3/8 x 3/8 x 3-1/8	5/8-11 x 2-1/4 UNC
40	+0.025 +0.009	43	48	12 x 8 x 50	M16 x 60

OPTIONAL HOLLOW OUTPUT SHAFT

Dimension - Inch/MM

ØU	tol.	UY	VH	KEY	M
1.4375	+0.0010 +0.0004	1.61	1.98	3/8 x 3/8 x 3-3/8	3/8-16 x 2-1/4 UNC
45	+0.025 +0.009	49	47	14 x 9 x 70	M16 x 60

NEMA MOTOR ADAPTER - CLAMP COLLAR

Dimension - Inch

	MW68 Double		MW68 Triple		Double / Triple		
	C	ZC	C	ZC	YA	YB	YC
56C	9.72	3.01	10.45	3.74	0.47	0.20	0.67
140TC	10.39	3.68	11.12	4.41	0.47	0.20	0.67
180TC	11.89	5.18	12.69	5.98	0.73	0.22	0.91
210TC	13.78	7.07	-	-	0.69	0.22	0.89

NEMA MOTOR ADAPTER - 3 PIECE COUPLED

Dimension - Inch

	MW68 Double		MW68 Triple		Double / Triple		
	C	ZC	C	ZC	YA	YB	YC
56C	12.85	6.14	13.58	6.87	0.55	0.20	1.08
140TC	14.27	7.56	15.00	8.29	0.55	0.20	1.10
180TC	15.47	8.76	16.28	9.57	0.73	0.22	1.65
210TC	17.40	10.69	-	-	0.87	0.22	2.01

Refer to page ENGINEERING-2 for Input Shaft and Flange details.
Refer to page ENGINEERING-8 and ENGINEERING-9 for driven shaft dimensions.
Refer to page MSM-230 for Twin Tapered Bushing details.

NOMENCLATURE PAGE MSM-4	MOUNTING POSITIONS PAGE MSM-10	STOCK/NON-STOCK PART NUMBERS PAGE MSM-57	WEIGHTS PAGE MSM-250
----------------------------	-----------------------------------	---	-------------------------

DIMENSIONS



QUANTIS

QUANTIS GOLD

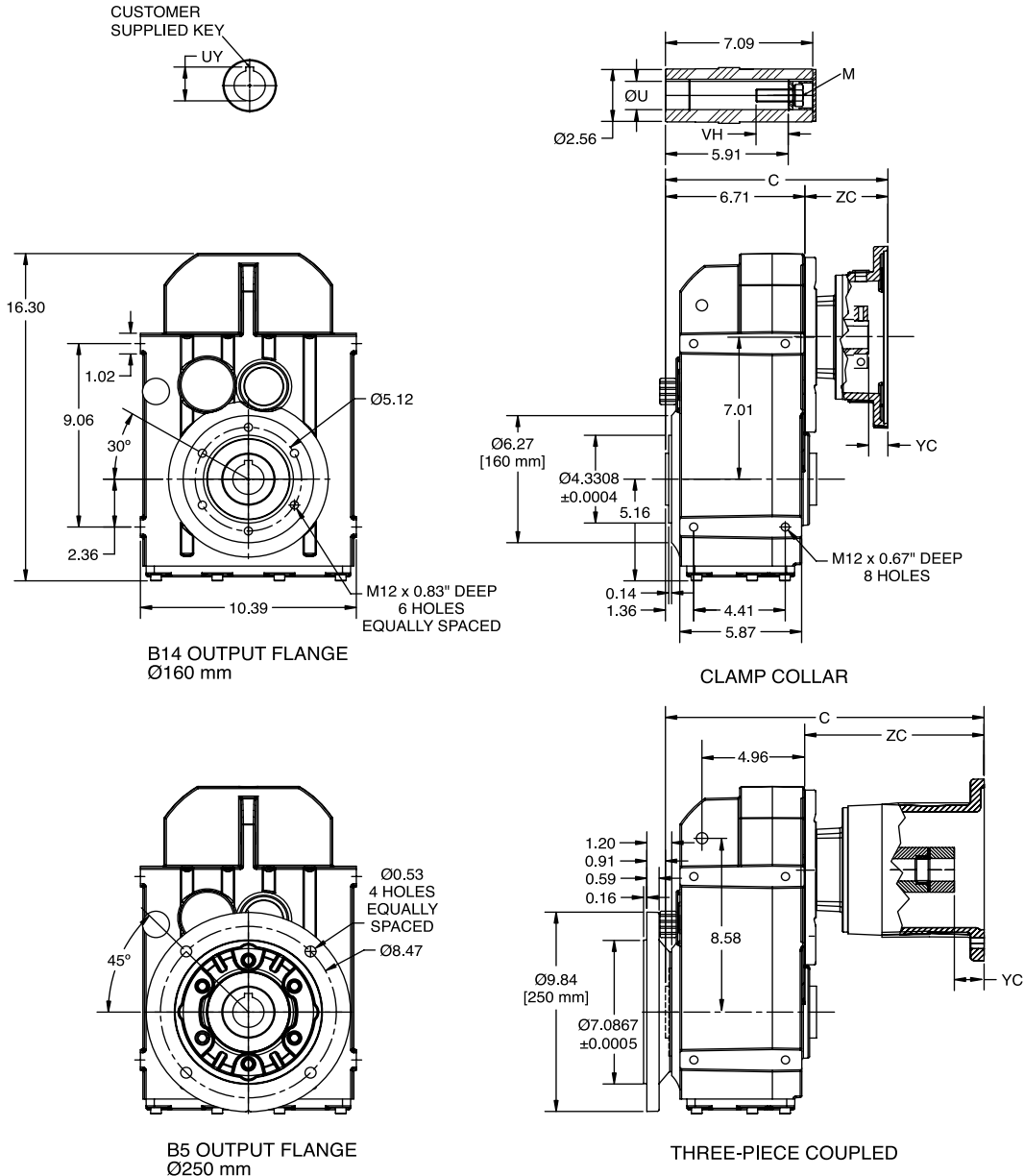
ILH

RHB

MSM

MOTORIZED SHAFT MOUNT REDUCER (MSM) IEC D Flange (B5 Input) - Universal Mounting - Clamp Collar / 3 Piece Coupled Double/Triple Reduction Straight Hollow Bore Output Shaft

SIZE: MW68



NOMENCLATURE PAGE MSM-4	MOUNTING POSITIONS PAGE MSM-10	STOCK/NON-STOCK PART NUMBERS PAGE MSM-57	WEIGHTS PAGE MSM-250
----------------------------	-----------------------------------	---	-------------------------

DIMENSIONS



MOTORIZED SHAFT MOUNT REDUCER (MSM)

SIZE: MW68

IEC D Flange (B5 Input) - Universal Mounting - Clamp Collar / 3 Piece Coupled
Double/Triple Reduction
Straight Hollow Bore Output Shaft

STANDARD HOLLOW OUTPUT SHAFT

Dimension - Inch/MM

ØU	tol.	UY	VH	KEY	M
1.500	+0.0010 +0.0004	1.67	2.05	3/8 x 3/8 x 3-1/8	5/8-11 x 2-1/4 UNC
40	+0.025 +0.009	43	48	12 x 8 x 50	M16 x 60

OPTIONAL HOLLOW OUTPUT SHAFT

Dimension - Inch/MM

ØU	tol.	UY	VH	KEY	M
1.4375	+0.0010 +0.0004	1.61	1.98	3/8 x 3/8 x 3-3/8	3/8-16 x 2-1/4 UNC
45	+0.025 +0.009	49	47	14 x 9 x 70	M16 x 60

IEC MOTOR ADAPTER - CLAMP COLLAR

Dimension - Inch

	MW68 Double		MW68 Triple		Double / Triple
	C	ZC	C	ZC	YC
71D	9.02	2.30	9.74	3.03	0.16
80D	9.96	3.25	10.69	3.98	0.61
90D	9.96	3.25	10.69	3.98	0.61
100D	10.26	3.54	10.98	4.27	0.28
112D	10.51	3.80	-	-	0.28
132D	12.13	5.41	-	-	0.87

IEC MOTOR ADAPTER - 3 PIECE COUPLED

Dimension - Inch

	MW68 Double		MW68 Triple		Double / Triple
	C	ZC	C	ZC	YC
80D	14.19	7.48	14.92	8.21	0.59
90D	14.19	7.48	14.92	8.21	1.02
100D	15.08	8.37	15.81	9.09	1.18
112D	14.96	8.25	-	-	1.18
132D	17.38	10.67	-	-	1.77

Refer to page ENGINEERING-3 for Input Shaft and Flange details.

Refer to page ENGINEERING-8 and ENGINEERING-9 for driven shaft dimensions.

Refer to page MSM-230 for Twin Tapered Bushing details.

NOMENCLATURE PAGE MSM-4	MOUNTING POSITIONS PAGE MSM-10	STOCK/NON-STOCK PART NUMBERS PAGE MSM-57	WEIGHTS PAGE MSM-250
----------------------------	-----------------------------------	---	-------------------------

DIMENSIONS



MOTORIZED SHAFT MOUNT REDUCER (MSM)

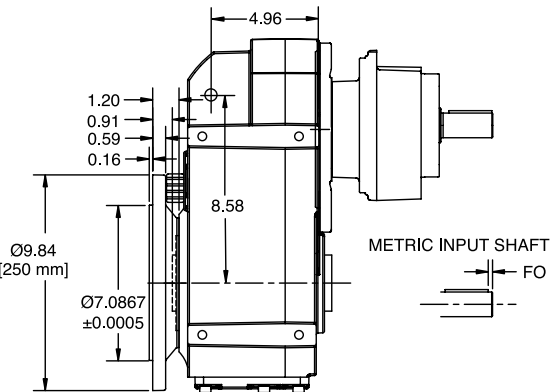
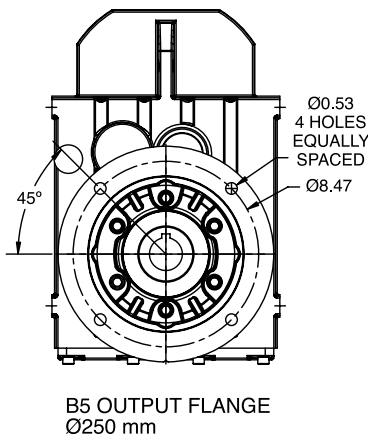
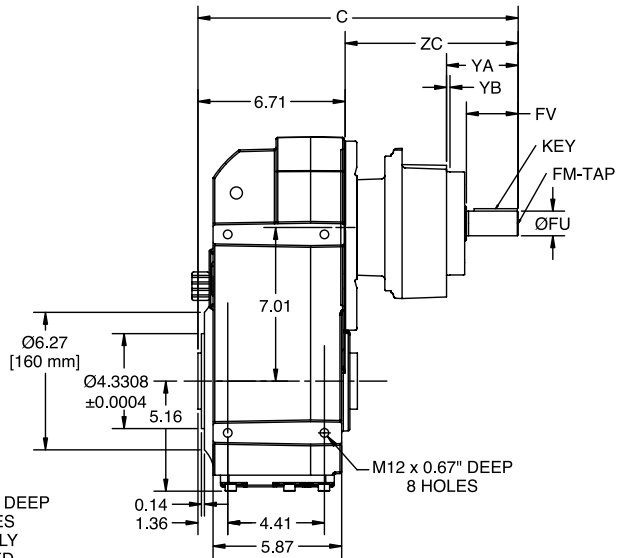
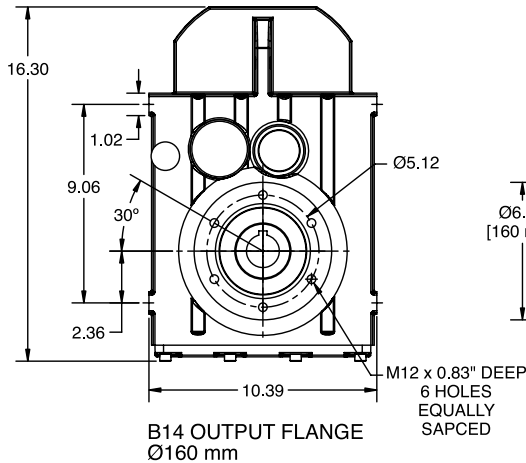
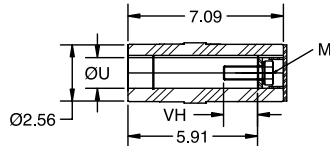
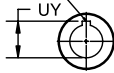
SIZE: MW68

Separate - Universal Mounting

Double/Triple Reduction

Straight Hollow Bore Output Shaft

CUSTOMER SUPPLIED KEY



NOMENCLATURE
PAGE MSM-4

MOUNTING POSITIONS
PAGE MSM-10

STOCK/NON-STOCK PART NUMBERS
PAGE MSM-57

WEIGHTS
PAGE MSM-250

DIMENSIONS



MOTORIZED SHAFT MOUNT REDUCER (MSM)

SIZE: MW68

Separate - Universal Mounting
Double/Triple Reduction
Straight Hollow Bore Output Shaft

STANDARD HOLLOW OUTPUT SHAFT

Dimension - Inch/MM

ØU	tol.	UY	VH	KEY	M
1.500	+0.0010 +0.0004	1.67	2.05	3/8 x 3/8 x 3-1/8	5/8-11 x 2-1/4 UNC
40	+0.025 +0.009	43	48	12 x 8 x 50	M16 x 60

OPTIONAL HOLLOW OUTPUT SHAFT

Dimension - Inch/MM

ØU	tol.	UY	VH	KEY	M
1.4375	+0.0010 +0.0004	1.61	1.98	3/8 x 3/8 x 3-3/8	3/8-16 x 2-1/4 UNC
45	+0.025 +0.009	49	47	14 x 9 x 70	M16 x 60

SEPARATE INPUT

Dimension - Inch/MM

	MW68 Double		MW68 Triple		DOUBLE/ TRIPLE							
	C	ZC	C	ZC	FO	FM x DEPTH	ØFU	tol.	FV	YA	YB	Key
71	12.20	5.49	12.93	6.22	---	8-32 UNC x 0.49	0.625	+0.0000 -0.0005	1.57	2.40	0.16	3/16 x 3/16 x 1-5/16
	310	140	329	158	4	M5 x 12.5	16	+0.012 +0.001	40			5 x 5 x 32
80	13.58	6.87	14.31	7.60	---	1/4-20 UNC x 0.63	0.750	+0.0000 -0.0005	1.57	2.40	0.16	3/16 x 3/16 x 1-5/16
	345	175	364	193	4	M6 x 16	19	+0.015 +0.002	40			6 x 6 x 32
90	13.98	7.26	14.70	7.99	---	5/16-18 UNC x 0.75	0.875	+0.0000 -0.0005	1.97	2.80	0.16	3/16 x 3/16 x 1-5/8
	355	185	374	203	5	M8 x 19	24	+0.015 +0.002	50			8 x 7 x 40
100	14.61	7.89	15.33	8.62	---	3/8 -16 UNC x 0.87	1.125	+0.0000 -0.0005	2.36	3.27	0.16	1/4 x 1/4 x 2
	371	201	390	219	5	M10 x 22	28	+0.015 +0.002	60			8 x 7 x 50
112	14.57	7.85	---	---	---	3/8 -16 UNC x 0.87	1.250	+0.0000 -0.0005	2.36	3.27	0.16	1/4 x 1/4 x 2
	370	200	---	---	5	M10 x 22	28	+0.015 +0.002	60			8 x 7 x 50
132	17.89	11.18	---	---	---	3/8-16 UNC x 1.10	1.375	+0.0000 -0.0005	3.15	6.61	0.14	5/16 x 5/16 x 2-3/4
	455	284	---	---	5	M12 x 28	38	+0.018 +0.002	80			10 x 8 x 70

Refer to page ENGINEERING-4 for Input Shaft and Flange details.
Refer to page ENGINEERING-8 and ENGINEERING-9 for driven shaft dimensions.
Refer to page MSM-230 for Twin Tapered Bushing details.

NOMENCLATURE PAGE MSM-4	MOUNTING POSITIONS PAGE MSM-10	STOCK/NON-STOCK PART NUMBERS PAGE MSM-57	WEIGHTS PAGE MSM-250
----------------------------	-----------------------------------	---	-------------------------

DIMENSIONS



MOTORIZED SHAFT MOUNT REDUCER (MSM)

SIZE: MW68

Integral Gearmotor - Universal Mounting
 Double/Triple Reduction
 Straight Hollow Bore Output Shaft

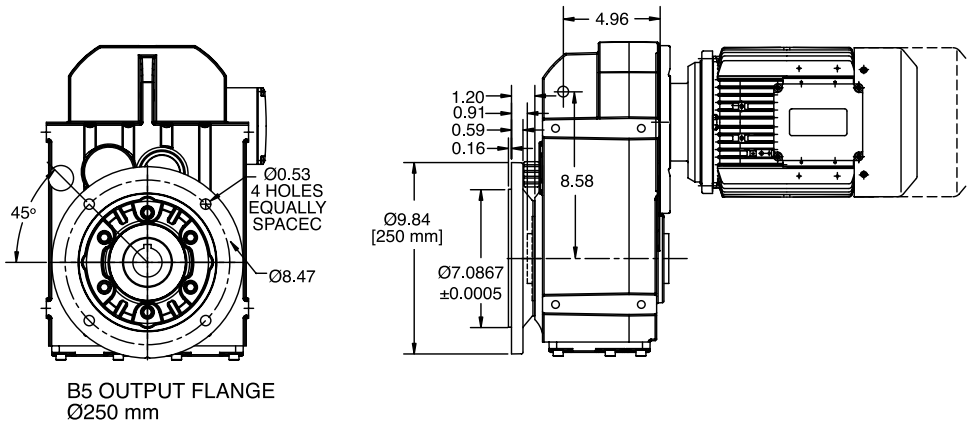
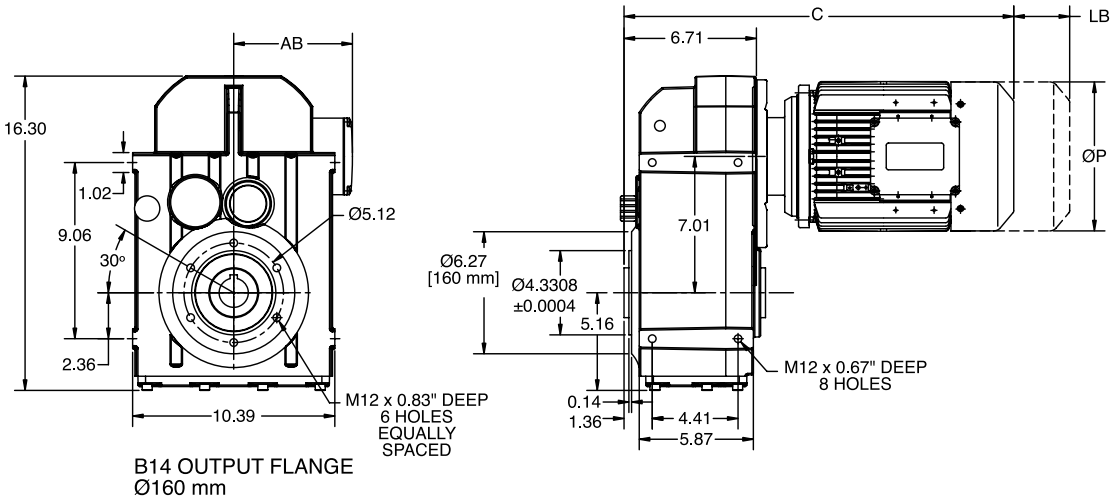
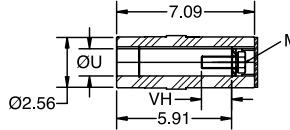
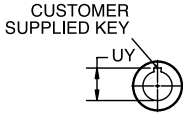
QUANTIS

QUANTIS GOLD

ILH

RHB

MSM



NOMENCLATURE PAGE MSM-4	MOUNTING POSITIONS PAGE MSM-10	STOCK/NON-STOCK PART NUMBERS PAGE MSM-57	WEIGHTS PAGE MSM-250
----------------------------	-----------------------------------	---	-------------------------

DIMENSIONS



MOTORIZED SHAFT MOUNT REDUCER (MSM)

SIZE: MW68

Integral Gearmotor - Universal Mounting
Double/Triple Reduction
Straight Hollow Bore Output Shaft

STANDARD HOLLOW OUTPUT SHAFT

					Dimension - Inch/MM
ØU	tol.	UY	VH	KEY	M
1.500	+0.0010 +0.0004	1.67	2.05	3/8 x 3/8 x 3-1/8	5/8-11 x 2-1/4 UNC
40	+0.025 +0.009	43	48	12 x 8 x 50	M16 x 60

OPTIONAL HOLLOW OUTPUT SHAFT

					Dimension - Inch/MM
ØU	tol.	UY	VH	KEY	M
1.4375	+0.0010 +0.0004	1.61	1.98	3/8 x 3/8 x 3-3/8	3/8-16 x 2-1/4 UNC
45	+0.025 +0.009	49	47	14 x 9 x 70	M16 x 60

MOTOR

Frame					Dimension - Inch/MM	
	MW68 Double		MW68 Triple		P	AB
	C	LB	C	LB		
71C4 / 71D4 / 71E4	16.8	1.81	17.53	1.81	6.19	5.18
	427	46	446	46	158	132
80F4	16.95	2.56	17.68	2.56	6.19	5.12
	431	65	450	65	158	131
80G4	18.45	2.56	19.18	2.56	6.19	5.12
	469	65	488	65	158	131
90H4	18.38	2.52	19.1	2.52	7.19	5.79
	467	64	486	64	183	148
90I4	19.26	2.52	19.99	2.52	7.19	5.79
	490	64	508	64	183	148
100J4	21.26	2.91	21.99	2.91	7.19	5.79
	541	74	559	74	183	148
112L4	22.91	2.91	-	-	8.6	6.88
	582	74	-	-	219	175
132M4	24.47	3.9	-	-	10.28	8.09
	622	99	-	-	262	206
132N4	25.97	3.9	-	-	10.28	8.09
	660	99	-	-	262	206

Refer to page ENGINEERING-8 and ENGINEERING-9 for driven shaft dimensions.
Refer to page MSM-230 for Twin Tapered Bushing details.

NOMENCLATURE PAGE MSM-4	MOUNTING POSITIONS PAGE MSM-10	STOCK/NON-STOCK PART NUMBERS PAGE MSM-57	WEIGHTS PAGE MSM-250
----------------------------	-----------------------------------	---	-------------------------

DIMENSIONS



MOTORIZED SHAFT MOUNT REDUCER (MSM) NEMA C-Face - Universal Mounting - Clamp Collar / 3 Piece Coupled Double/Triple Reduction Solid Output Shaft

SIZE: MW88

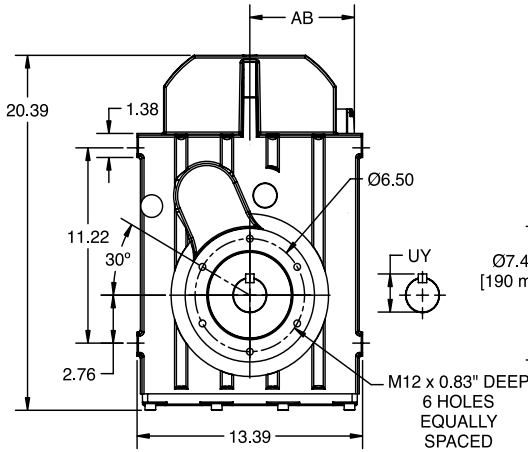
QUANTIS

QUANTIS GOLD

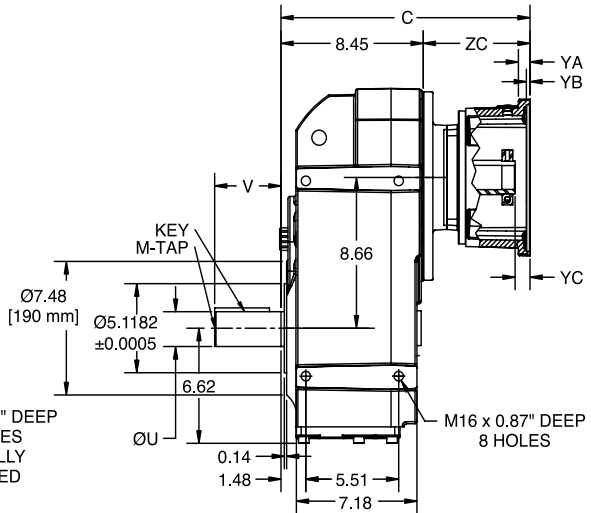
ILH

RHB

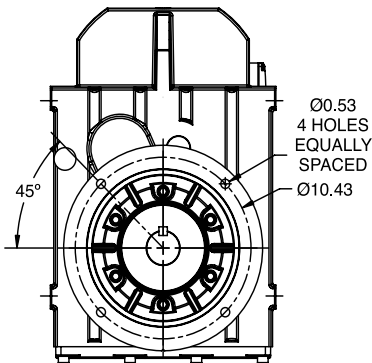
MSM



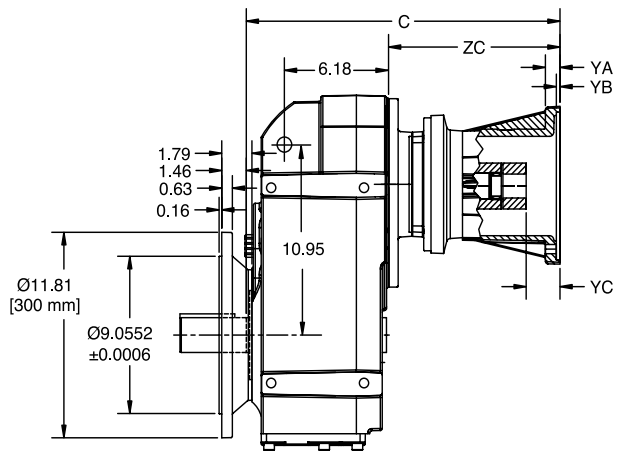
B14 OUTPUT FLANGE
Ø190 mm



CLAMP COLLAR

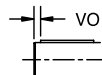


B5 OUTPUT FLANGE
Ø300 mm



THREE-PIECE COUPLED

METRIC OUTPUT SHAFT



NOMENCLATURE PAGE MSM-4	MOUNTING POSITIONS PAGE MSM-10	STOCK/NON-STOCK PART NUMBERS PAGE MSM-57	WEIGHTS PAGE MSM-250
----------------------------	-----------------------------------	---	-------------------------

DIMENSIONS



MOTORIZED SHAFT MOUNT REDUCER (MSM) NEMA C-Face - Universal Mounting - Clamp Collar / 3 Piece Coupled Double/Triple Reduction Solid Output Shaft

SIZE: MW88

STANDARD SOLID OUTPUT SHAFT

Dimension - Inch/MM

ØU	tol.	UY	V	VO	KEY	M-TAP x DEPTH
2.000	+0.000 -0.0010	2.22	3.94	-	1/2 x 1/2 x 3-1/4	3/4-10 UNC x 1.65
50	+0.018 +0.002	54	100	10	14 x 9 x 80	M16 x 36

OPTIONAL SOLID OUTPUT SHAFT

Dimension - Inch/MM

ØU	tol.	UY	V	VO	KEY	M-TAP x DEPTH
2.750	+0.000 -0.0010	3.03	5.51	-	5/8 x 5/8 x 4-9/16	3/4 - 10 UNC x 1.65
70	+0.030 +0.011	75	140	15	20 x 12 x 110	M20 x 42

NEMA MOTOR ADAPTER - CLAMP COLLAR

Dimension - Inch

	MW88 Double		MW88 Triple		DOUBLE / TRIPLE		
	C	ZC	C	ZC	YA	YB	YC
56C	-	-	11.86	3.41	0.47	0.20	0.67
140TC	11.54	3.09	12.52	4.08	0.47	0.20	0.67
180TC	12.90	4.45	14.04	5.59	0.73	0.22	0.91
210TC	14.79	6.34	15.89	7.44	0.69	0.22	0.89
250TC	14.73	6.28	-	-	0.95	0.20	1.13

NEMA MOTOR ADAPTER - 3 PIECE COUPLED

Dimension - Inch

	MW88 Double		MW88 Triple		DOUBLE / TRIPLE		
	C	ZC	C	ZC	YA	YB	YC
56C	-	-	14.99	6.54	0.55	0.20	1.08
140TC	15.42	6.97	16.40	7.95	0.55	0.20	1.10
180TC	16.48	8.03	17.62	9.17	0.73	0.22	1.65
210TC	18.41	9.96	19.51	11.06	0.87	0.22	2.01
250TC	20.38	11.93	-	-	0.95	0.20	2.17

Refer to page ENGINEERING-2 for Input Shaft and Flange details.

NOMENCLATURE PAGE MSM-4	MOUNTING POSITIONS PAGE MSM-10	STOCK/NON-STOCK PART NUMBERS PAGE MSM-57	WEIGHTS PAGE MSM-250
----------------------------	-----------------------------------	---	-------------------------

DIMENSIONS



QUANTIS

QUANTIS GOLD

ILH

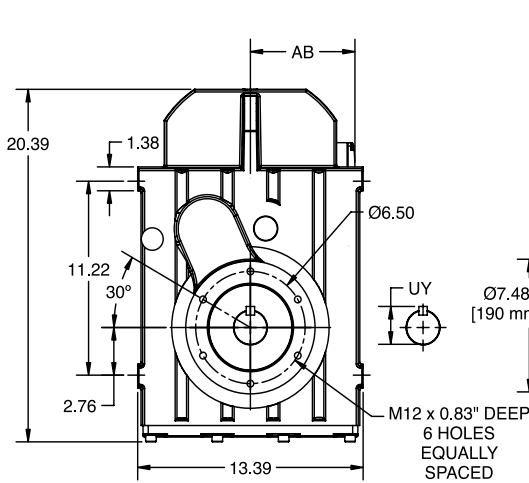
RHB

MSM

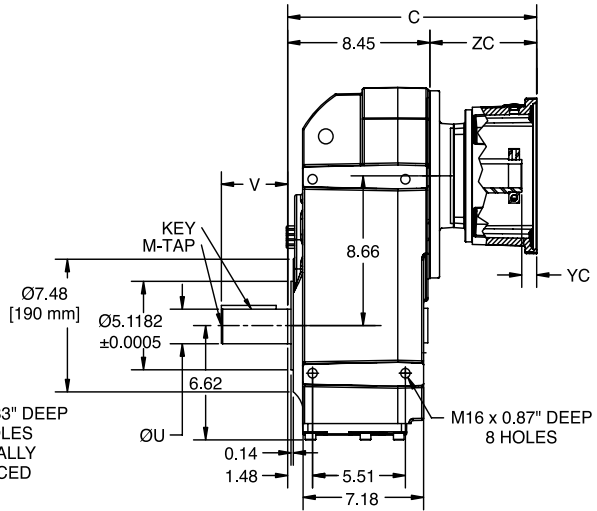
MOTORIZED SHAFT MOUNT REDUCER (MSM)

SIZE: MW88

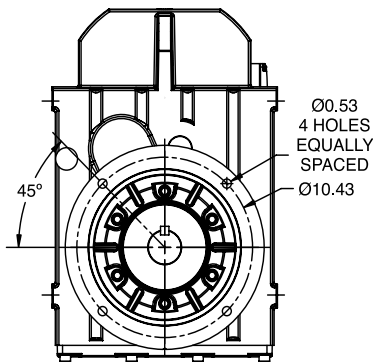
IEC D Flange (B5 Input) - Universal Mounting - Clamp Collar / 3 Piece Coupled
Double/Triple Reduction
Solid Output Shaft



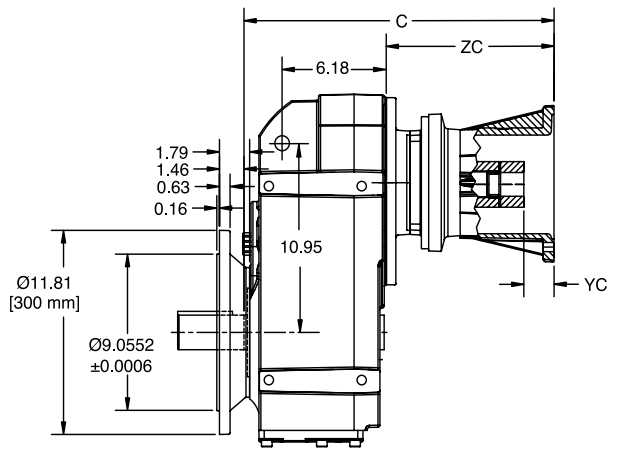
B14 OUTPUT FLANGE
Ø190 mm



CLAMP COLLAR

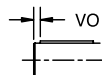


B5 OUTPUT FLANGE
Ø300 mm



THREE-PIECE COUPLED

METRIC OUTPUT SHAFT



NOMENCLATURE PAGE MSM-4	MOUNTING POSITIONS PAGE MSM-10	STOCK/NON-STOCK PART NUMBERS PAGE MSM-57	WEIGHTS PAGE MSM-250
----------------------------	-----------------------------------	---	-------------------------

DIMENSIONS



MOTORIZED SHAFT MOUNT REDUCER (MSM)

SIZE: MW88

IEC D Flange (B5 Input) - Universal Mounting - Clamp Collar / 3 Piece Coupled
Double/Triple Reduction
Solid Output Shaft

STANDARD SOLID OUTPUT SHAFT

Dimension - Inch/MM

ØU	tol.	UY	V	VO	KEY	M-TAP x DEPTH
2.000	+0.000 -0.0010	2.22	3.94	-	1/2 x 1/2 x 3-1/4	3/4-10 UNC x 1.65
50	+0.018 +0.002	54	100	10	14 x 9 x 80	M16 x 36

OPTIONAL SOLID OUTPUT SHAFT

Dimension - Inch/MM

ØU	tol.	UY	V	VO	KEY	M-TAP x DEPTH
2.750	+0.000 -0.0010	3.03	5.51	-	5/8 x 5/8 x 4-9/16	3/4 - 10 UNC x 1.65
70	+0.030 +0.011	75	140	15	20 x 12 x 110	M20 x 42

IEC MOTOR ADAPTER - CLAMP COLLAR

Dimension - Inch

	MW88 Double		MW88 Triple		DOUBLE TRIPLE
	C	ZC	C	ZC	YC
71D	---	---	11.15	2.70	0.16
80D	---	---	12.09	3.64	0.61
90D	11.11	2.66	12.09	3.64	0.61
100D	11.30	2.85	12.39	3.94	0.28
112D	11.52	3.07	12.66	4.21	0.28
132D	13.14	4.69	14.24	5.79	0.87
160D	14.83	6.38	-	-	0.79

IEC MOTOR ADAPTER - 3 PIECE COUPLED

Dimension - Inch

	MW88 Double		MW88 Triple		DOUBLE TRIPLE
	C	ZC	C	ZC	YC
80D	---	---	16.32	7.87	0.59
90D	15.34	6.89	16.32	7.87	1.02
100D	16.13	7.68	17.21	8.76	1.18
112D	15.97	7.52	17.11	8.66	1.18
132D	18.39	9.94	19.49	11.04	1.77
160D	21.01	12.56	-	-	2.60

Refer to page ENGINEERING-3 for Input Shaft and Flange details.

NOMENCLATURE PAGE MSM-4	MOUNTING POSITIONS PAGE MSM-10	STOCK/NON-STOCK PART NUMBERS PAGE MSM-57	WEIGHTS PAGE MSM-250
----------------------------	-----------------------------------	---	-------------------------

DIMENSIONS



MOTORIZED SHAFT MOUNT REDUCER (MSM)

SIZE: MW88

Separate - Universal Mounting
 Double/Triple Reduction
 Solid Output Shaft

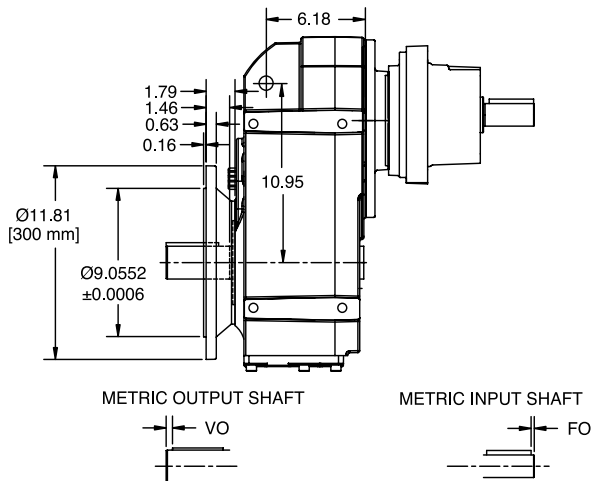
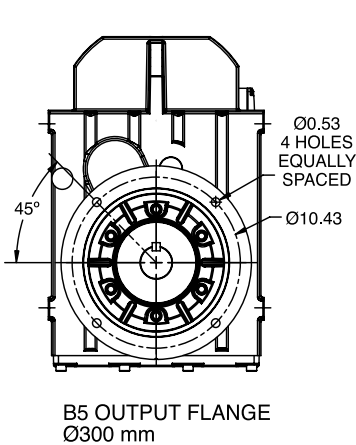
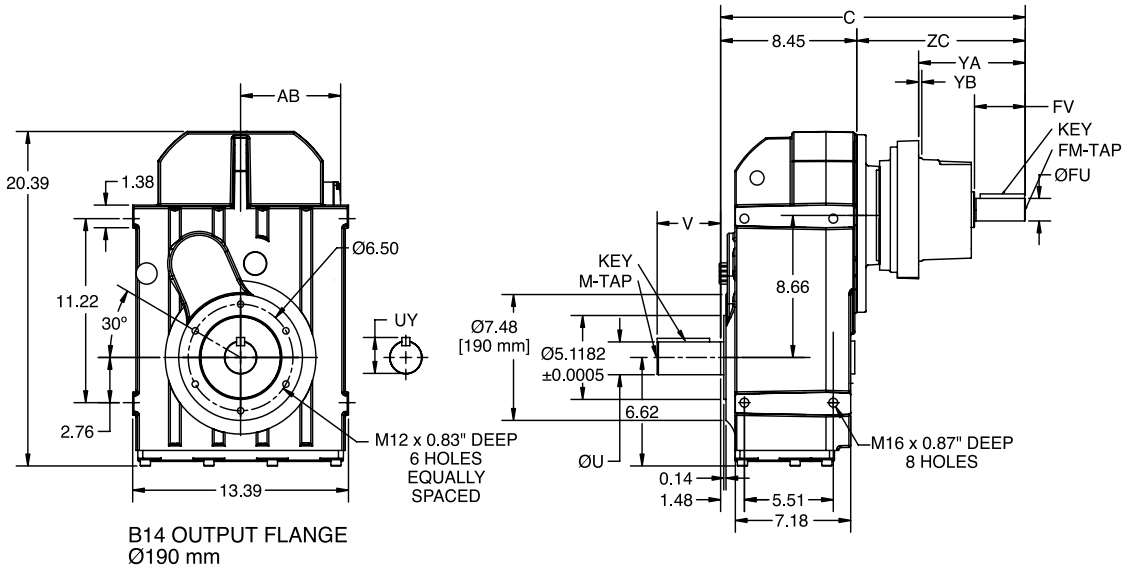
QUANTIS

QUANTIS GOLD

ILH

RHB

MSM



NOMENCLATURE PAGE MSM-4	MOUNTING POSITIONS PAGE MSM-10	STOCK/NON-STOCK PART NUMBERS PAGE MSM-57	WEIGHTS PAGE MSM-250
----------------------------	-----------------------------------	---	-------------------------

DIMENSIONS



MOTORIZED SHAFT MOUNT REDUCER (MSM)

SIZE: MW88

Separate - Universal Mounting
Double/Triple Reduction
Solid Output Shaft

STANDARD SOLID OUTPUT SHAFT

Dimension - Inch/MM						
ØU	tol.	UY	V	VO	KEY	M-TAP x DEPTH
2.000	+0.000 -0.0010	2.22	3.94	-	1/2 x 1/2 x 3-1/4	3/4-10 UNC x 1.65
50	+0.018 +0.002	54	100	10	14 x 9 x 80	M16 x 36

OPTIONAL SOLID OUTPUT SHAFT

Dimension - Inch/MM						
ØU	tol.	UY	V	VO	KEY	M-TAP x DEPTH
2.750	+0.000 -0.0010	3.03	5.51	-	5/8 x 5/8 x 4-9/16	3/4 - 10 UNC x 1.65
70	+0.030 +0.011	75	140	15	20 x 12 x 110	M20 x 42

SEPARATE INPUT

	Dimension - Inch/MM											
	MW88 Double		MW88 Triple		DOUBLE/TRIPLE							
	C	ZC	C	ZC	FO	FM x DEPTH	ØFU	tol.	FV	YA	YB	Key
71	---	---	14.33	5.89	---	8-32 UNC x 0.49	0.625	+0.0000 -0.0005 +0.012 +0.001	1.57	2.40	0.16	3/16 x 3/16 x 1-5/16 5 x 5 x 32
	---	---	364	150	4	M5 x 12.5	16		40			
80	---	---	15.71	7.26	---	1/4-20 UNC x 0.63	0.750	+0.0000 -0.0005 +0.015 +0.002	1.57	2.40	0.16	3/16 x 3/16 x 1-5/16 6 x 6 x 32
	---	---	399	185	4	M6 x 16	19		40			
90	15.12	6.67	16.10	7.66	---	5/16-18 UNC x 0.75	0.875	+0.0000 -0.0005 +0.015 +0.002	1.97	2.80	0.16	3/16 x 3/16 x 1-5/8 8 x 7 x 40
	384	170	409	195	5	M8 x 19	24		50			
100	15.65	7.20	16.73	8.29	---	3/8 -16 UNC x 0.87	1.125	+0.0000 -0.0005 +0.015 +0.002	2.36	3.27	0.16	1/4 x 1/4 x 2 8 x 7 x 50
	398	183	425	211	5	M10 x 22	28		60			
112	15.57	7.13	16.71	8.27	---	3/8 -16 UNC x 0.87	1.250	+0.0000 -0.0005 +0.015 +0.002	2.36	3.27	0.16	1/4 x 1/4 x 2 8 x 7 x 50
	396	181	425	210	5	M10 x 22	28		60			
132	18.90	10.45	20.00	11.56	---	3/8-16 UNC x 1.10	1.375	+0.0000 -0.0005 +0.018 +0.002	3.15	6.61	0.14	5/16 x 5/16 x 2-3/4 10 x 8 x 70
	480	266	508	294	5	M12 x 28	38		80			
160	20.61	12.17	---	---	---	5/8-11 UNC x 1.42	1.625	+0.0000 -0.0010 +0.018 +0.002	4.33	8.46	0.14	3/8 x 3/8 x 3-1/2 12 x 8 x 90
	524	309	---	---	10	M16 x 36	42		110			

Refer to page ENGINEERING-4 for Input Shaft and Flange details.

NOMENCLATURE PAGE MSM-4	MOUNTING POSITIONS PAGE MSM-10	STOCK/NON-STOCK PART NUMBERS PAGE MSM-57	WEIGHTS PAGE MSM-250
----------------------------	-----------------------------------	---	-------------------------

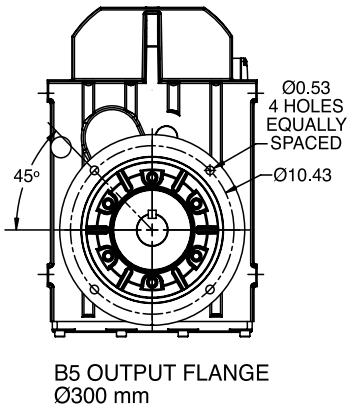
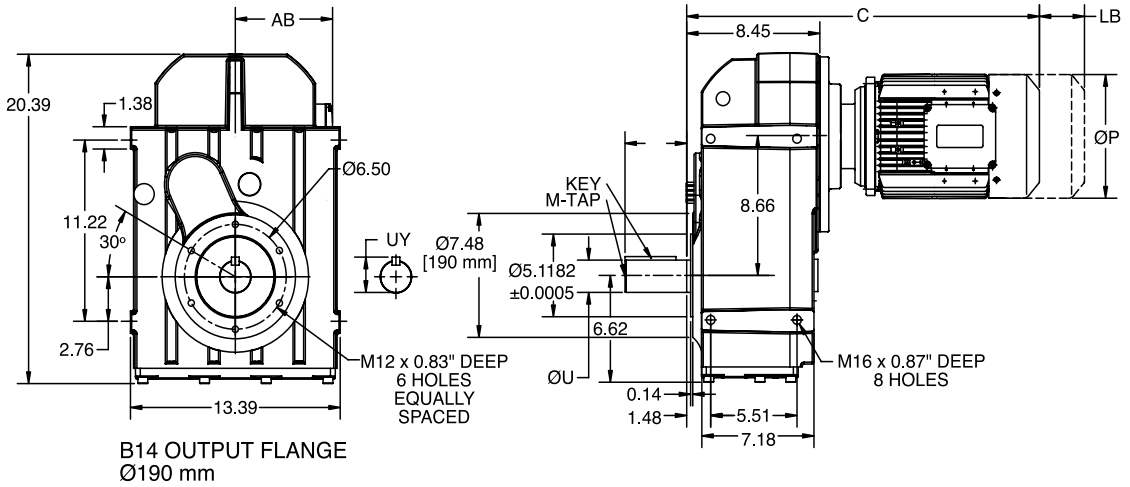
DIMENSIONS



MOTORIZED SHAFT MOUNT REDUCER (MSM)

SIZE: MW88

Integral Gearmotor - Universal Mounting
Double/Triple Reduction
Solid Output Shaft



METRIC OUTPUT



NOMENCLATURE
PAGE MSM-4

MOUNTING POSITIONS
PAGE MSM-10

STOCK/NON-STOCK PART NUMBERS
PAGE MSM-57

WEIGHTS
PAGE MSM-250

DIMENSIONS



MOTORIZED SHAFT MOUNT REDUCER (MSM)

SIZE: MW88

Integral Gearmotor - Universal Mounting
Double/Triple Reduction
Solid Output Shaft

STANDARD SOLID OUTPUT SHAFT

Dimension - Inch/MM

ØU	tol.	UY	V	VO	KEY	M-TAP x DEPTH
2.000	+0.0000 -0.0010	2.22	3.94	-	1/2 x 1/2 x 3-1/4	3/4-10 UNC x 1.65
50	+0.018 +0.002	54	100	10	14 x 9 x 80	M16 x 36

OPTIONAL SOLID OUTPUT SHAFT

Dimension - Inch/MM

ØU	tol.	UY	V	VO	KEY	M-TAP x DEPTH
2.750	+0.0000 -0.0010	3.03	5.51	-	5/8 x 5/8 x 4-9/16	3/4-10 UNC x 1.65
70	+0.030 +0.011	75	140	15	20 x 12 x 110	M20 x 42

MOTOR

Dimension - Inch/MM

Frame	MW88 Double		MW88 Triple		P	AB
	C	LB	C	LB		
71C4 / 71D4 / 71E4	-	-	18.95	1.81	6.19	5.18
			482	46	158	132
80F4	-	-	19.09	2.56	6.19	5.12
			485	65	158	131
80G4	-	-	20.59	2.56	6.19	5.12
			523	65	158	131
90H4	19.52	2.52	20.52	2.52	7.19	5.79
	496	64	522	64	183	148
90I4	20.4	2.52	21.4	2.52	7.19	5.79
	519	64	544	64	183	148
100J4	22.31	2.91	23.4	2.91	7.19	5.79
	567	74	595	74	183	148
112L4	23.94	2.91	25.06	2.91	8.6	6.88
	609	74	637	74	219	175
132M4	25.48	3.9	26.58	3.9	10.28	8.09
	648	99	676	99	262	206
132N4	27.71	3.9	28.08	3.9	10.28	8.09
	704	99	714	99	262	206

NOMENCLATURE PAGE MSM-4	MOUNTING POSITIONS PAGE MSM-10	STOCK/NON-STOCK PART NUMBERS PAGE MSM-57	WEIGHTS PAGE MSM-250
----------------------------	-----------------------------------	---	-------------------------

DIMENSIONS



QUANTIS

QUANTIS GOLD

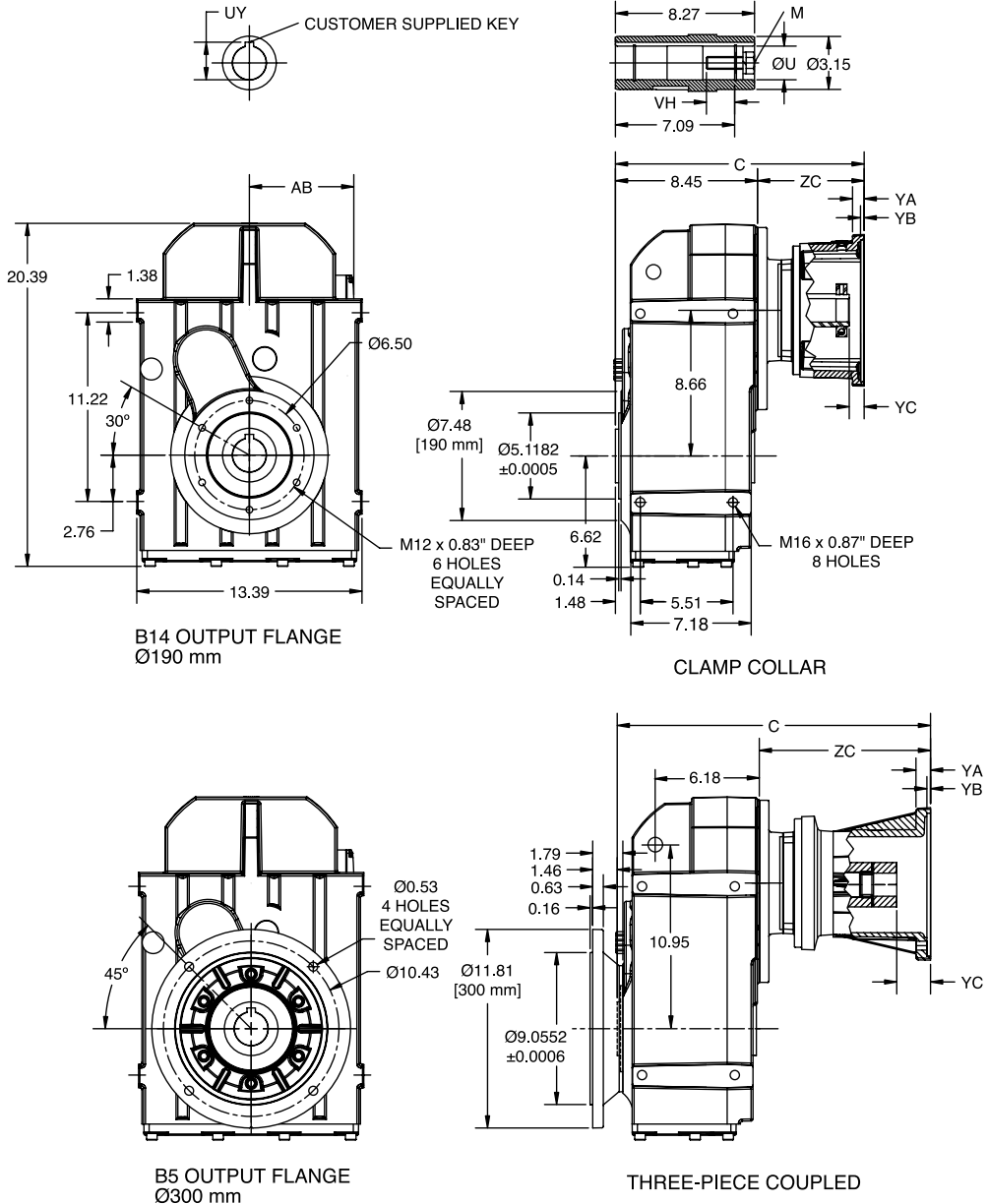
ILH

RHB

MSM

MOTORIZED SHAFT MOUNT REDUCER (MSM) NEMA C-Face - Universal Mounting - Clamp Collar / 3 Piece Coupled Double/Triple Reduction Straight Hollow Bore Output Shaft

SIZE: MW88



NOMENCLATURE PAGE MSM-4	MOUNTING POSITIONS PAGE MSM-10	STOCK/NON-STOCK PART NUMBERS PAGE MSM-57	WEIGHTS PAGE MSM-250
----------------------------	-----------------------------------	---	-------------------------

DIMENSIONS



MOTORIZED SHAFT MOUNT REDUCER (MSM)

SIZE: MW88

NEMA C-Face - Universal Mounting - Clamp Collar / 3 Piece Coupled
Double/Triple Reduction
Straight Hollow Bore Output Shaft

STANDARD HOLLOW OUTPUT SHAFT

Dimension - Inch/MM

ØU	tol.	UY	VH	KEY	M
2.000	+0.0012 +0.0004	2.66	1.89	1/2 x 1/2 x 3-5/16	3/4-10 x 2-1/4 UNC
50	+0.029 +0.010	54	48	14 x 9 x 80	M16 x 60

OPTIONAL HOLLOW OUTPUT SHAFT

Dimension - Inch/MM

ØU	tol.	UY	VH	KEY	M
1.9375	+0.0012 +0.0004	2.16	1.89	1/2 x 1/2 x 3-7/16	5/8-11 x 2-1/4 UNC
60	+0.029 +0.010	64	58	18 x 11 x 100	M20 x 70

NEMA MOTOR ADAPTER - CLAMP COLLAR

Dimension - Inch

	MW88 Double		MW88 Triple		DOUBLE / TRIPLE		
	C	ZC	C	ZC	YA	YB	YC
56C	-	-	11.86	3.41	0.47	0.20	0.67
140TC	11.54	3.09	12.52	4.08	0.47	0.20	0.67
180TC	12.90	4.45	14.04	5.59	0.73	0.22	0.91
210TC	14.79	6.34	15.89	7.44	0.69	0.22	0.89
250TC	14.73	6.28	-	-	0.95	0.20	1.13

NEMA MOTOR ADAPTER - 3 PIECE COUPLED

Dimension - Inch

	MW88 Double		MW88 Triple		DOUBLE / TRIPLE		
	C	ZC	C	ZC	YA	YB	YC
56C	-	-	14.99	6.54	0.55	0.20	1.08
140TC	15.41	6.97	16.40	7.95	0.55	0.20	1.10
180TC	16.48	8.03	17.62	9.17	0.73	0.22	1.65
210TC	18.40	9.96	19.50	11.06	0.87	0.22	2.01
250TC	20.37	11.93	-	-	0.95	0.20	2.17

Refer to page ENGINEERING-2 for Input Shaft and Flange details.
Refer to page ENGINEERING-8 and ENGINEERING-9 for driven shaft dimensions.
Refer to page MSM-231 for Twin Tapered Bushing details.

NOMENCLATURE PAGE MSM-4	MOUNTING POSITIONS PAGE MSM-10	STOCK/NON-STOCK PART NUMBERS PAGE MSM-57	WEIGHTS PAGE MSM-250
----------------------------	-----------------------------------	---	-------------------------

DIMENSIONS



QUANTIS

QUANTIS GOLD

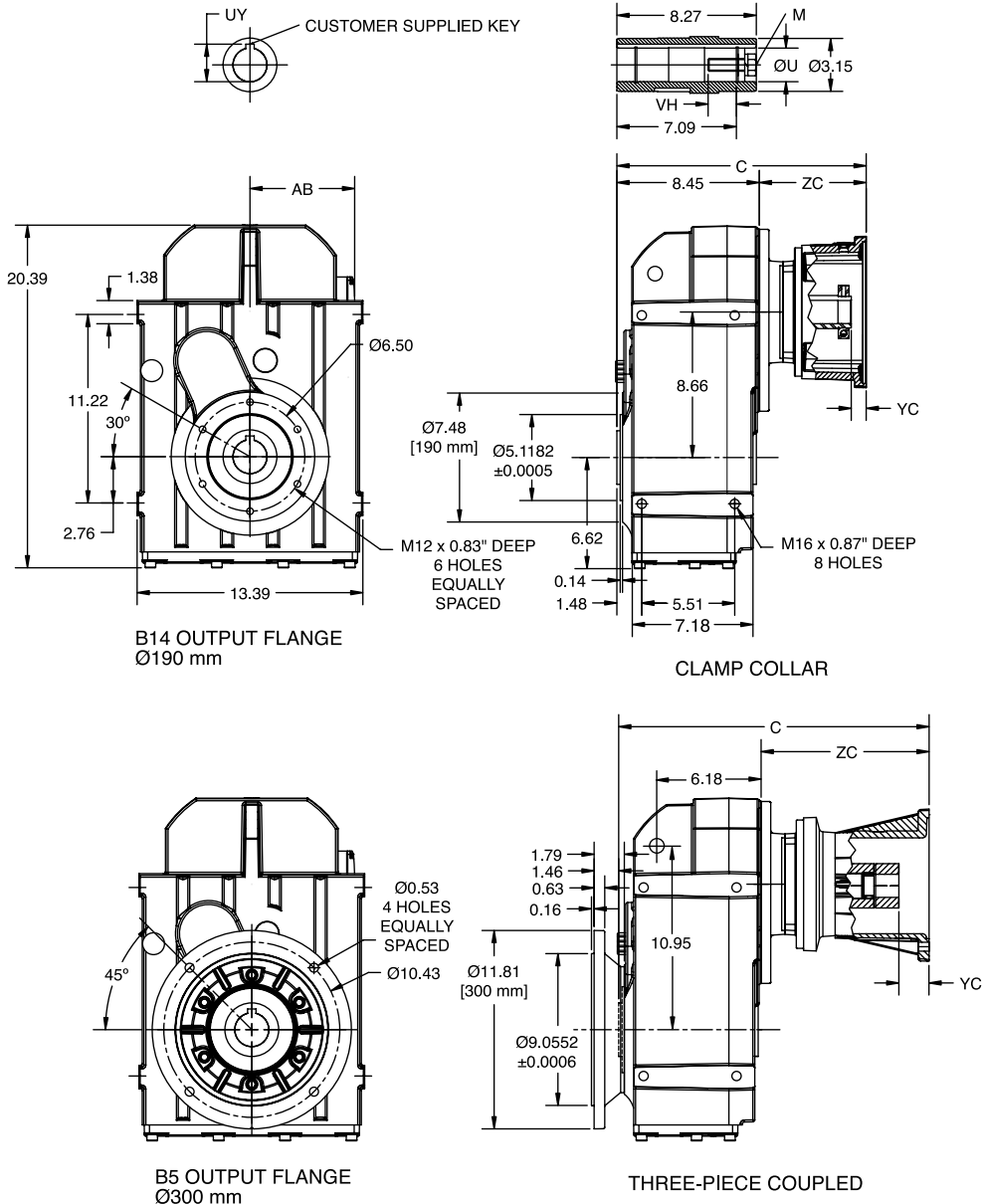
ILH

RHB

MSM

MOTORIZED SHAFT MOUNT REDUCER (MSM) IEC D Flange (B5 Input) - Universal Mounting - Clamp Collar / 3 Piece Coupled Double/Triple Reduction Straight Hollow Bore Output Shaft

SIZE: MW88



NOMENCLATURE PAGE MSM-4	MOUNTING POSITIONS PAGE MSM-10	STOCK/NON-STOCK PART NUMBERS PAGE MSM-57	WEIGHTS PAGE MSM-250
----------------------------	-----------------------------------	---	-------------------------

DIMENSIONS



MOTORIZED SHAFT MOUNT REDUCER (MSM)

SIZE: MW88

IEC D Flange (B5 Input) - Universal Mounting - Clamp Collar / 3 Piece Coupled
Double/Triple Reduction
Straight Hollow Bore Output Shaft

STANDARD HOLLOW OUTPUT SHAFT

Dimension - Inch/MM

ØU	tol.	UY	VH	KEY	M
2.000	+0.0012 +0.0004	2.66	1.89	1/2 x 1/2 x 3-5/16	3/4-10 x 2-1/4 UNC
50	+0.029 +0.010	54	48	14 x 9 x 80	M16 x 60

OPTIONAL HOLLOW OUTPUT SHAFT

Dimension - Inch/MM

ØU	tol.	UY	VH	KEY	M
1.9375	+0.0012 +0.0004	2.16	1.89	1/2 x 1/2 x 3-7/16	5/8-11 x 2-1/4 UNC
60	+0.029 +0.010	64	58	18 x 11 x 100	M20 x 70

IEC MOTOR ADAPTER - CLAMP COLLAR

Dimension - Inch

	MW88 Double		MW88 Triple		DOUBLE/ TRIPLE
	C	ZC	C	ZC	YC
71D	---	---	11.15	2.70	0.16
80D	---	---	12.09	3.64	0.61
90D	11.11	2.66	12.09	3.64	0.61
100D	11.30	2.85	12.38	3.94	0.28
112D	11.52	3.07	12.66	4.21	0.28
132D	13.14	4.69	14.23	5.79	0.87
160D	14.83	6.38	-	-	0.79

IEC MOTOR ADAPTER - 3 PIECE COUPLED

Dimension - Inch

	MW88 Double		MW88 Triple		DOUBLE/ TRIPLE
	C	ZC	C	ZC	YC
80D	---	---	16.32	7.87	0.59
90D	15.34	6.89	16.32	7.87	1.02
100D	16.13	7.68	17.21	8.76	1.18
112D	15.97	7.52	17.11	8.66	1.18
132D	18.39	9.94	19.49	11.04	1.77
160D	21.01	12.56	-	-	2.60

Refer to page ENGINEERING-3 for Input Shaft and Flange details.

Refer to page ENGINEERING-8 and ENGINEERING-9 for driven shaft dimensions.

Refer to page MSM-231 for Twin Tapered Bushing details.

NOMENCLATURE PAGE MSM-4	MOUNTING POSITIONS PAGE MSM-10	STOCK/NON-STOCK PART NUMBERS PAGE MSM-57	WEIGHTS PAGE MSM-250
----------------------------	-----------------------------------	---	-------------------------

DIMENSIONS



QUANTIS

QUANTIS GOLD

ILH

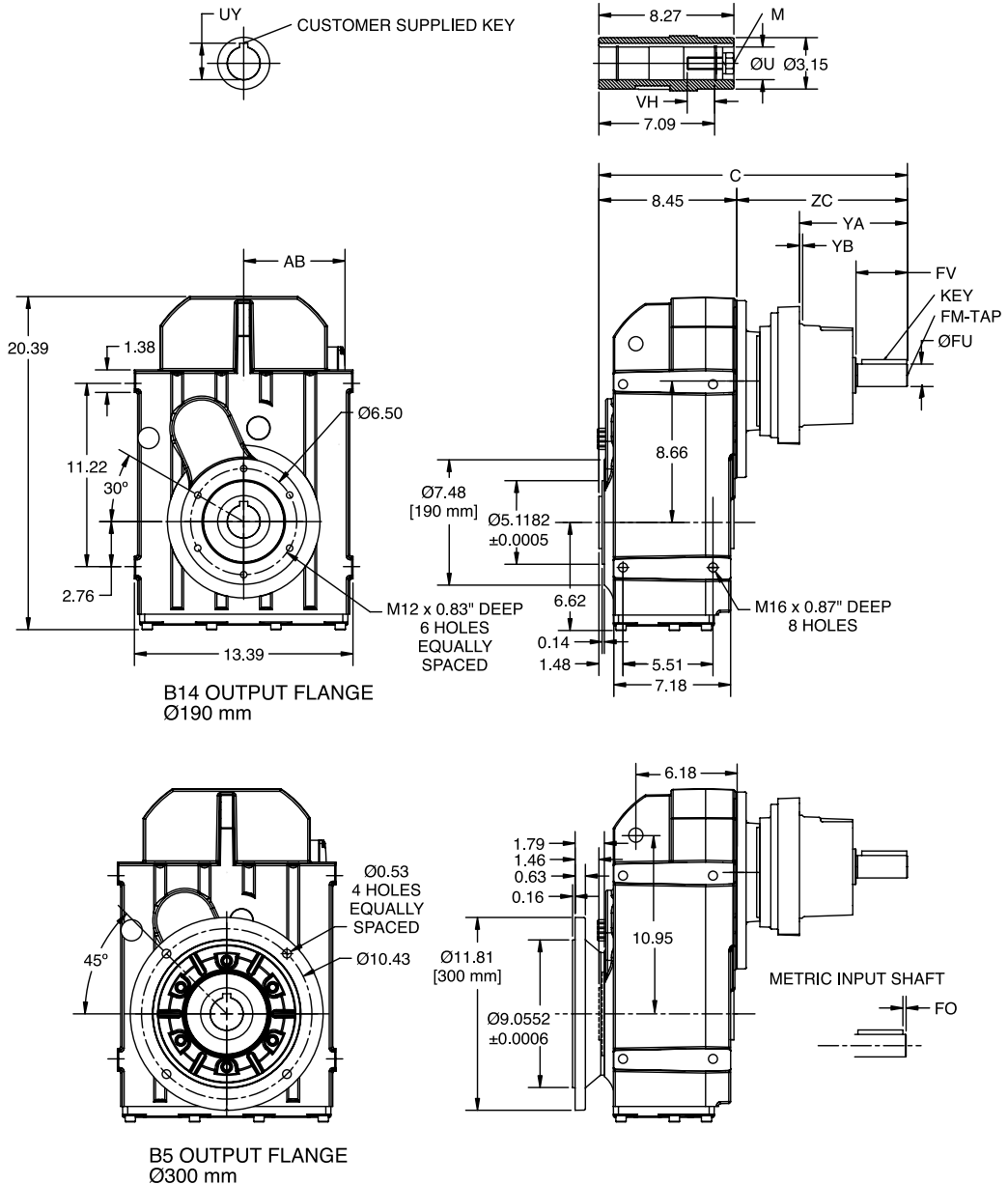
RHB

MSM

MOTORIZED SHAFT MOUNT REDUCER (MSM)

SIZE: MW88

Separate - Universal Mounting
 Double/Triple Reduction
 Straight Hollow Bore Output Shaft



NOMENCLATURE PAGE MSM-4	MOUNTING POSITIONS PAGE MSM-10	STOCK/NON-STOCK PART NUMBERS PAGE MSM-57	WEIGHTS PAGE MSM-250
----------------------------	-----------------------------------	---	-------------------------

DIMENSIONS



MOTORIZED SHAFT MOUNT REDUCER (MSM)

SIZE: MW88

Separate - Universal Mounting
Double/Triple Reduction
Straight Hollow Bore Output Shaft

STANDARD HOLLOW OUTPUT SHAFT

Dimension - Inch/MM

ØU	tol.	UY	VH	KEY	M
2.000	+0.0012 +0.0004	2.66	1.89	1/2 x 1/2 x 3-5/16	3/4-10 x 2-1/4 UNC
50	+0.029 +0.010	54	48	14 x 9 x 80	M16 x 60

OPTIONAL HOLLOW OUTPUT SHAFT

Dimension - Inch/MM

ØU	tol.	UY	VH	KEY	M
1.9375	+0.0012 +0.0004	2.16	1.89	1/2 x 1/2 x 3-7/16	5/8-11 x 2-1/4 UNC
60	+0.029 +0.010	64	58	18 x 11 x 100	M20 x 70

SEPARATE INPUT

Dimension - Inch/MM

	MW88 Double		MW88 Triple		DOUBLE/ TRIPLE							
	C	ZC	C	ZC	FO	FM x DEPTH	ØFU	tol.	FV	YA	YB	Key
71	---	---	14.33	5.89	---	8-32 UNC x 0.49	0.625	+0.0000 -0.0005	1.57	2.40	0.16	3/16 x 3/16 x 1-5/16
	---	---	364	150	4	M5 x 12.5	16	+0.012 +0.001	40			5 x 5 x 32
80	---	---	15.71	7.26	---	1/4-20 UNC x 0.63	0.750	+0.0000 -0.0005	1.57	2.40	0.16	3/16 x 3/16 x 1-5/16
	---	---	399	185	4	M6 x 16	19	+0.015 +0.002	40			6 x 6 x 32
90	15.12	6.67	16.10	7.66	---	5/16-18 UNC x 0.75	0.875	+0.0000 -0.0005	1.97	2.80	0.16	3/16 x 3/16 x 1-5/8
	384	170	409	195	5	M8 x 19	24	+0.015 +0.002	50			8 x 7 x 40
100	15.65	7.20	16.73	8.29	---	3/8 -16 UNC x 0.87	1.125	+0.0000 -0.0005	2.36	3.27	0.16	1/4 x 1/4 x 2
	398	183	425	211	5	M10 x 22	28	+0.015 +0.002	60			8 x 7 x 50
112	15.57	7.13	16.71	8.27	---	3/8 -16 UNC x 0.87	1.250	+0.0000 -0.0005	2.36	3.27	0.16	1/4 x 1/4 x 2
	396	181	425	210	5	M10 x 22	28	+0.015 +0.002	60			8 x 7 x 50
132	18.90	10.45	20.00	11.56	---	3/8-16 UNC x 1.10	1.375	+0.0000 -0.0005	3.15	6.61	0.14	5/16 x 5/16 x 2-3/4
	480	266	508	294	5	M12 x 28	38	+0.018 +0.002	80			10 x 8 x 70
160	20.61	12.17	---	---	---	5/8-11 UNC x 1.42	1.625	+0.0000 -0.0010	4.33	8.46	0.14	3/8 x 3/8 x 3-1/2
	524	309	---	---	10	M16 x 36	42	+0.018 +0.002	110			12 x 8 x 90

Refer to page ENGINEERING-4 for Input Shaft and Flange details.
Refer to page ENGINEERING-8 and ENGINEERING-9 for driven shaft dimensions.
Refer to page MSM-231 for Twin Tapered Bushing details.

NOMENCLATURE PAGE MSM-4	MOUNTING POSITIONS PAGE MSM-10	STOCK/NON-STOCK PART NUMBERS PAGE MSM-57	WEIGHTS PAGE MSM-250
----------------------------	-----------------------------------	---	-------------------------

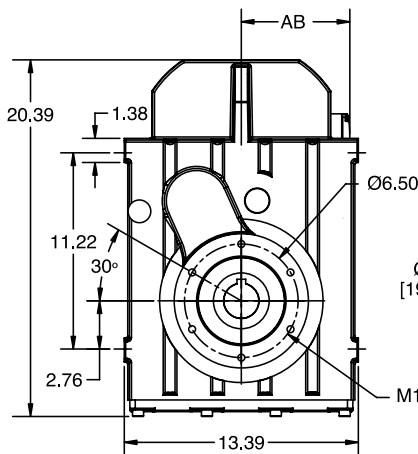
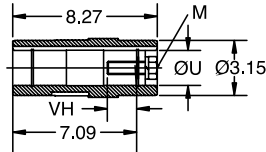
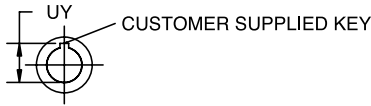
DIMENSIONS



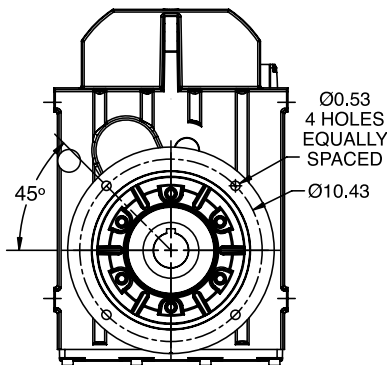
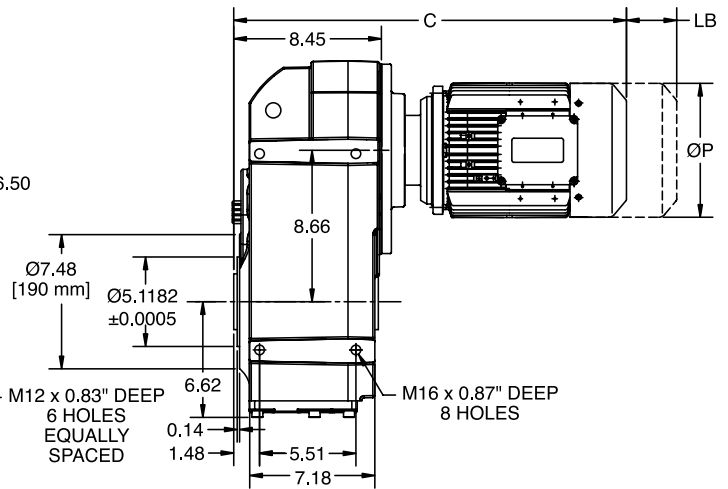
MOTORIZED SHAFT MOUNT REDUCER (MSM)

SIZE: MW88

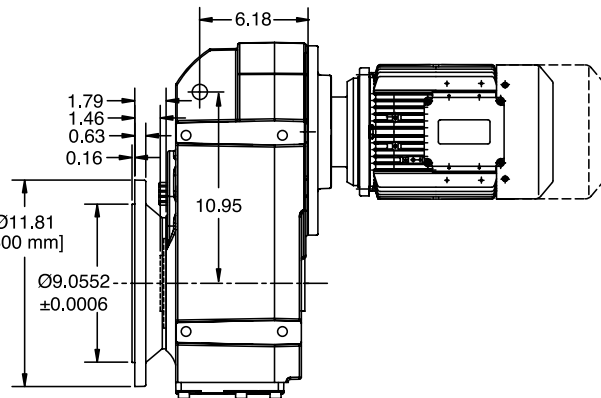
Integral Gearmotor - Universal Mounting
 Double/Triple Reduction
 Straight Hollow Bore Output Shaft



B14 OUTPUT FLANGE
 Ø190 mm



B5 OUTPUT FLANGE
 Ø300 mm



NOMENCLATURE
 PAGE MSM-4

MOUNTING POSITIONS
 PAGE MSM-10

STOCK/NON-STOCK PART NUMBERS
 PAGE MSM-57

WEIGHTS
 PAGE MSM-250

DIMENSIONS



MOTORIZED SHAFT MOUNT REDUCER (MSM)

SIZE: MW88

Integral Gearmotor - Universal Mounting
 Double/Triple Reduction
 Straight Hollow Bore Output Shaft

STANDARD HOLLOW OUTPUT SHAFT

Dimension - Inch/MM

ØU	tol.	UY	VH	KEY	M
2.000	+0.0012 +0.0004	2.22	1.89	1/2 x 1/2 x 3-5/16	3/4-10 x 2-1/4 UNC
50	+0.029 +0.010	54	48	14 x 9 x 80	M16 x 60

OPTIONAL HOLLOW OUTPUT SHAFT

Dimension - Inch/MM

ØU	tol.	UY	VH	KEY	M
1.9375	+0.0012 +0.0004	2.16	1.89	1/2 x 1/2 x 3-7/16	5/8-11 x 2-14 UNC
60	+0.029 +0.010	64	58	18 x 11 x 100	M20 x 70

MOTOR

Dimension - Inch/MM

Frame	MW88 Double		MW88 Triple		P	AB
	C	LB	C	LB		
71C4 / 71D4 / 71E4	-	-	18.95	1.81	6.19	5.18
	-	-	482	46	158	132
80F4	-	-	19.09	2.56	6.19	5.12
	-	-	485	65	158	131
80G4	-	-	20.59	2.56	6.19	5.12
	-	-	523	65	158	131
90H4	19.52	2.52	20.52	2.52	7.19	5.79
	496	64	522	64	183	148
90I4	20.4	2.52	21.4	2.52	7.19	5.79
	519	64	544	64	183	148
100J4	22.31	2.91	23.4	2.91	7.19	5.79
	567	74	595	74	183	148
112L4	23.94	2.91	25.06	2.91	8.6	6.88
	609	74	637	74	219	175
132M4	25.48	3.9	26.58	3.9	10.28	8.09
	648	99	676	99	262	206
132N4	27.71	3.9	28.08	3.9	10.28	8.09
	704	99	714	99	262	206

Refer to page ENGINEERING-8 and ENGINEERING-9 for driven shaft dimensions.
 Refer to page MSM-231 for Twin Tapered Bushing details.

NOMENCLATURE PAGE MSM-4	MOUNTING POSITIONS PAGE MSM-10	STOCK/NON-STOCK PART NUMBERS PAGE MSM-57	WEIGHTS PAGE MSM-250
----------------------------	-----------------------------------	---	-------------------------

DIMENSIONS



MOTORIZED SHAFT MOUNT REDUCER (MSM) NEMA C-Face - Universal Mounting - Clamp Collar / 3 Piece Coupled Double/Triple Reduction Solid Output Shaft

SIZE: MW108

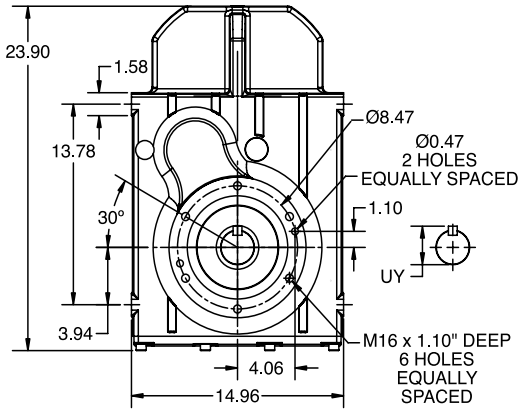
QUANTIS

QUANTIS GOLD

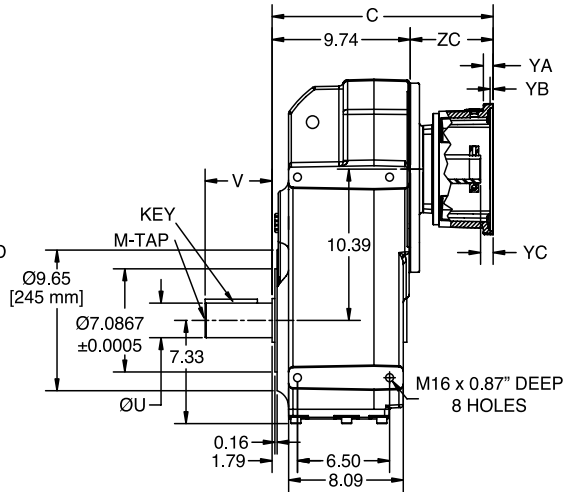
ILH

RHB

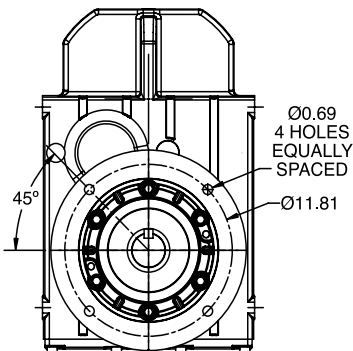
MSM



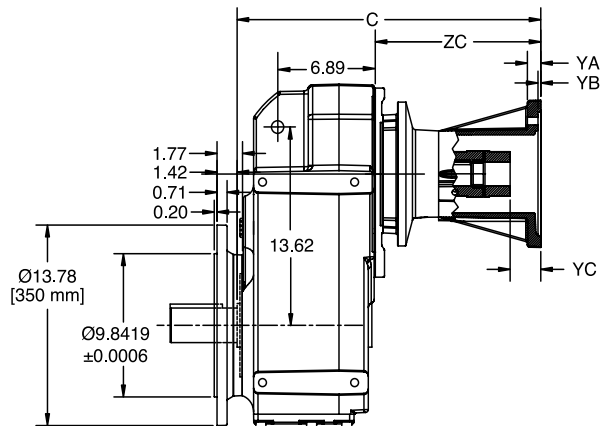
B14 OUTPUT FLANGE
Ø245 mm



CLAMP COLLAR

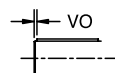


B5 OUTPUT FLANGE
Ø350 mm



THREE-PIECE COUPLED

METRIC OUTPUT SHAFT



NOMENCLATURE
PAGE MSM-4

MOUNTING POSITIONS
PAGE MSM-10

STOCK/NON-STOCK PART NUMBERS
PAGE MSM-57

WEIGHTS
PAGE MSM-250

DIMENSIONS



MOTORIZED SHAFT MOUNT REDUCER (MSM) NEMA C-Face - Universal Mounting - Clamp Collar / 3 Piece Coupled Double/Triple Reduction Solid Output Shaft

SIZE: MW108

STANDARD SOLID OUTPUT SHAFT

Dimension - Inch/MM

ØU	tol.	UY	V	VO	KEY	M-TAP x DEPTH
2.375	+0.0000 -0.0010	2.65	4.72	-	5/8 x 5/8 x 3-11/16	3/4 - 10 UNC x 1.65
60	+0.030 +0.011	64	120	10	18 x 11 x 100	M20 x 42

OPTIONAL SOLID OUTPUT SHAFT

Dimension - Inch/MM

ØU	tol.	UY	V	VO	KEY	M-TAP x DEPTH
3.1875	+0.0000 -0.0010	3.52	6.69	-	3/4 x 3/4 x 5-3/8	3/4-10 UNC x 1.65
80	+0.030 +0.011	85	170	20	22 x 14 x 125	M20 x 42

NEMA MOTOR ADAPTER - CLAMP COLLAR

Dimension - Inch

	MW108 Double		MW108 Triple		DOUBLE / TRIPLE		
	C	ZC	C	ZC	YA	YB	YC
140TC	12.38	2.64	13.58	3.84	0.47	0.20	0.67
180TC	13.74	4.00	14.98	5.24	0.73	0.22	0.91
210TC	15.59	5.85	16.87	7.13	0.69	0.22	0.89
250TC	15.56	5.82	16.72	6.98	0.95	0.20	1.13
280TC	16.36	6.62	-	-	0.95	0.20	1.30

NEMA MOTOR ADAPTER - 3 PIECE COUPLED

Dimension - Inch

	MW108 Double		MW108 Triple		DOUBLE / TRIPLE		
	C	ZC	C	ZC	YA	YB	YC
140TC	16.26	6.52	17.46	7.72	0.55	0.20	1.10
180TC	17.32	7.58	18.56	8.82	0.73	0.22	1.65
210TC	19.21	9.47	20.49	10.75	0.87	0.22	2.01
250TC	21.22	11.48	22.38	12.64	0.95	0.20	2.17
280TC	23.91	14.17	-	-	0.95	0.20	2.57

Refer to page ENGINEERING-2 for Input Shaft and Flange details.

NOMENCLATURE PAGE MSM-4	MOUNTING POSITIONS PAGE MSM-10	STOCK/NON-STOCK PART NUMBERS PAGE MSM-57	WEIGHTS PAGE MSM-250
----------------------------	-----------------------------------	---	-------------------------

DIMENSIONS



MOTORIZED SHAFT MOUNT REDUCER (MSM) IEC D Flange (B5 Input) - Universal Mounting - Clamp Collar / 3 Piece Coupled Double/Triple Reduction Solid Output Shaft

SIZE: MW108

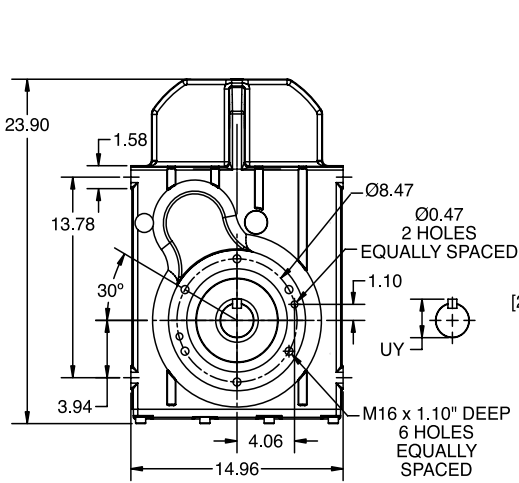
QUANTIS

QUANTIS GOLD

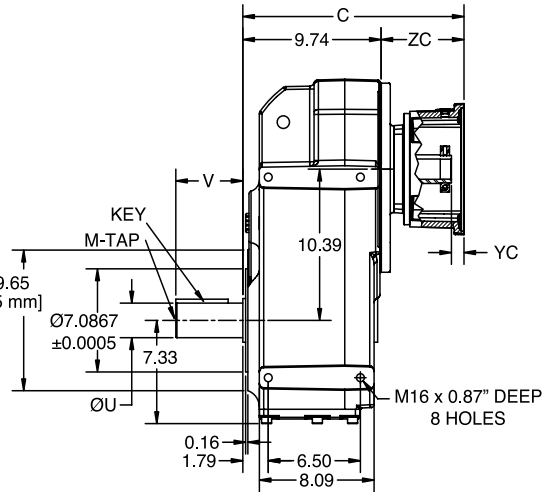
ILH

RHB

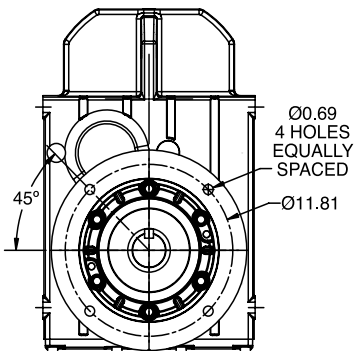
MSM



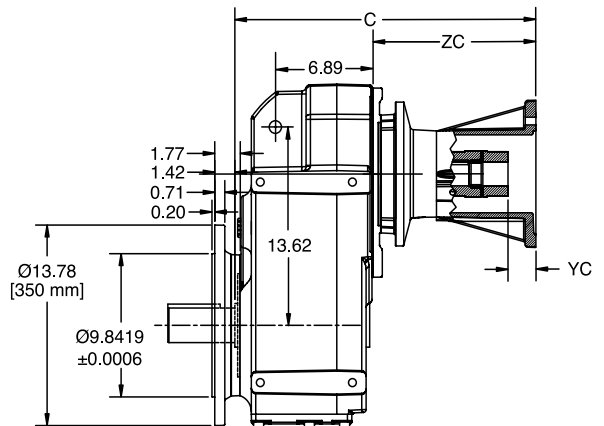
B14 OUTPUT FLANGE
Ø245 mm



CLAMP COLLAR

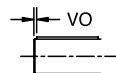


B5 OUTPUT FLANGE
Ø350 mm



THREE-PIECE COUPLED

METRIC OUTPUT SHAFT



NOMENCLATURE
PAGE MSM-4

MOUNTING POSITIONS
PAGE MSM-10

STOCK/NON-STOCK PART NUMBERS
PAGE MSM-57

WEIGHTS
PAGE MSM-250

DIMENSIONS



MOTORIZED SHAFT MOUNT REDUCER (MSM)

SIZE: MW108

IEC D Flange (B5 Input) - Universal Mounting - Clamp Collar / 3 Piece Coupled
Double/Triple Reduction
Solid Output Shaft

STANDARD SOLID OUTPUT SHAFT

Dimension - Inch/MM

ØU	tol.	UY	V	VO	KEY	M-TAP x DEPTH
3.375	+0.0000 -0.0010	2.65	4.72	-	5/8 x 5/8 x 3-11/16	3/4 - 10 UNC x 1.65
60	+0.030 +0.011	64	120	10	18 x 11 x 100	M20 x 42

OPTIONAL SOLID OUTPUT SHAFT

Dimension - Inch/MM

ØU	tol.	UY	V	VO	KEY	M-TAP x DEPTH
3.1875	+0.0000 -0.0010	3.52	6.69	-	3/4 x 3/4 x 5-3/8	3/4-10 UNC x 1.65
80	+0.030 +0.011	85	170	20	22 x 14 x 125	M20 x 42

IEC MOTOR ADAPTER - CLAMP COLLAR

Dimension - Inch

	MW108 Double		MW108 Triple		DOUBLE/ TRIPLE
	C	ZC	C	ZC	YC
80D	---	---	13.15	3.41	0.61
90D	11.95	2.20	13.15	3.41	0.61
100D	12.13	2.38	13.44	3.70	0.28
112D	12.36	2.62	13.60	3.86	0.28
132D	13.94	4.19	15.22	5.47	0.87
160D	15.67	5.93	16.83	7.09	0.79
180D	16.20	6.46	---	---	0.85
200D	16.59	6.85	---	---	1.18

IEC MOTOR ADAPTER - 3 PIECE COUPLED

Dimension - Inch

	MW108 Double		MW108 Triple		DOUBLE/ TRIPLE
	C	ZC	C	ZC	YC
80D	---	---	17.38	7.64	0.59
90D	16.18	6.44	17.38	7.64	1.02
100D	16.95	7.20	18.27	8.52	1.18
112D	16.81	7.07	18.05	8.31	1.18
132D	19.19	9.45	20.47	10.73	1.77
160D	21.85	12.11	23.01	13.27	2.60
180D	23.84	14.09	---	---	2.32
200D	23.88	14.13	---	---	2.36

Refer to page ENGINEERING-3 for Input Shaft and Flange details.

NOMENCLATURE PAGE MSM-4	MOUNTING POSITIONS PAGE MSM-10	STOCK/NON-STOCK PART NUMBERS PAGE MSM-57	WEIGHTS PAGE MSM-250
----------------------------	-----------------------------------	---	-------------------------

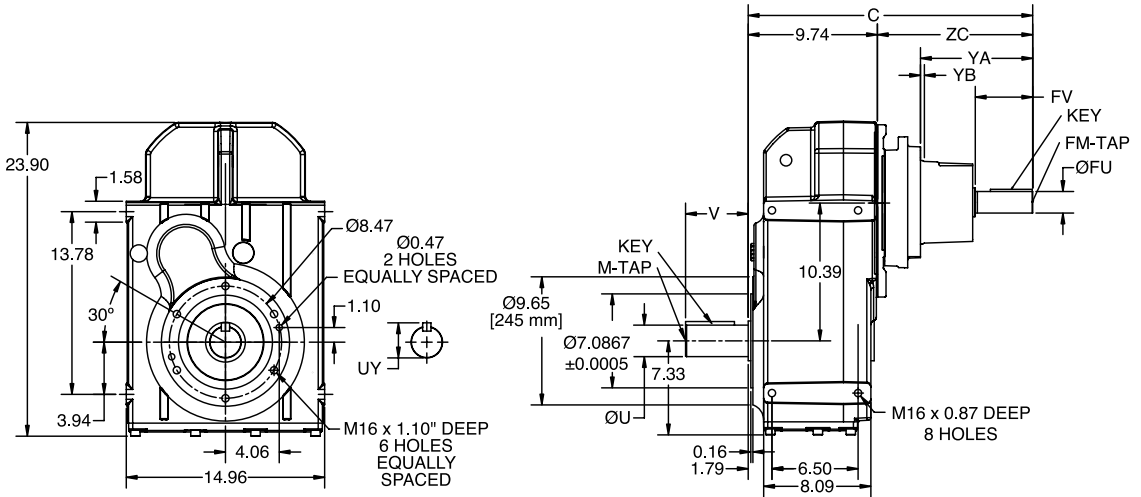
DIMENSIONS



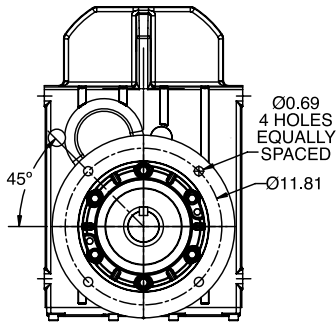
MOTORIZED SHAFT MOUNT REDUCER (MSM)

SIZE: MW108

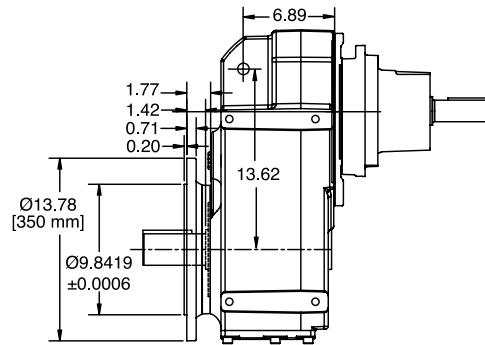
Separate - Universal Mounting
Double/Triple Reduction
Solid Output Shaft



B14 OUTPUT FLANGE
Ø245 mm

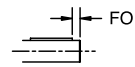
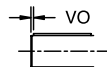


B5 OUTPUT FLANGE
Ø350 mm



METRIC OUTPUT SHAFT

METRIC INPUT SHAFT



NOMENCLATURE
PAGE MSM-4

MOUNTING POSITIONS
PAGE MSM-10

STOCK/NON-STOCK PART NUMBERS
PAGE MSM-57

WEIGHTS
PAGE MSM-250

DIMENSIONS



MOTORIZED SHAFT MOUNT REDUCER (MSM)

SIZE: MW108

Separate - Universal Mounting
Double/Triple Reduction
Solid Output Shaft

STANDARD SOLID OUTPUT SHAFT

						Dimension - Inch/MM	
ØU	tol.	UY	V	VO	KEY	M-TAP x DEPTH	
2.375	+0.0000 -0.0010	2.65	4.72	-	5/8 x 5/8 x 3-11/16	3/4 - 10 UNC x 1.65	
60	+0.030 +0.011	64	120	10	18 x 11 x 100	M20 x 42	

OPTIONAL SOLID OUTPUT SHAFT

						Dimension - Inch/MM	
ØU	tol.	UY	V	VO	KEY	M-TAP x DEPTH	
3.1875	+0.0000 -0.0010	3.52	6.69	-	3/4 x 3/4 x 5-3/8	3/4-10 UNC x 1.65	
80	+0.030 +0.011	85	170	20	22 x 14 x 125	M20 x 42	

SEPARATE INPUT

												Dimension - Inch/MM	
	MW108 Double		M1088 Triple		DOUBLE/ TRIPLE								
	C	ZC	C	ZC	FO	FM x DEPTH	ØFU	tol.	FV	YA	YB	Key	
80	---	---	16.77	7.03	---	1/4-20 UNC x 0.63	0.750	+0.0000 -0.0005	1.57	2.40	0.16	3/16 x 3/16 x 1-5/16	
	---	---	426	179	4	M6 x 16	19	+0.015 +0.002	40			6 x 6 x 32	
90	15.96	6.22	17.17	7.42	---	5/16-18 UNC x 0.75	0.875	+0.0000 -0.0005	1.97	2.80	0.16	3/16 x 3/16 x 1-5/8	
	406	158	436	189	5	M8 x 19	24	+0.015 +0.002	50			8 x 7 x 40	
100	16.48	6.73	17.80	8.05	---	3/8 -16 UNC x 0.87	1.125	+0.0000 -0.0005	2.36	3.27	0.16	1/4 x 1/4 x 2	
	419	171	452	205	5	M10 x 22	28	+0.015 +0.002	60			8 x 7 x 50	
112	16.42	6.67	17.66	7.91	---	3/8 -16 UNC x 0.87	1.250	+0.0000 -0.0005	2.36	3.27	0.16	1/4 x 1/4 x 2	
	417	170	449	201	5	M10 x 22	28	+0.015 +0.002	60			8 x 7 x 50	
132	19.70	9.96	20.98	11.24	---	3/8-16 UNC x 1.10	1.375	+0.0000 -0.0005	3.15	6.61	0.14	5/16 x 5/16 x 2-3/4	
	501	253	533	286	5	M12 x 28	38	+0.018 +0.002	80			10 x 8 x 70	
160	21.46	11.71	22.62	12.87	---	5/8-11 UNC x 1.42	1.625	+0.0000 -0.0010	4.33	8.46	0.14	3/8 x 3/8 x 3-1/2	
	545	298	575	327	10	M16 x 36	42	+0.018 +0.002	110			12 x 8 x 90	
180	22.26	12.52	---	---	---	3/4-10 UNC x 1.65	2.125	+0.0000 -0.0010	4.33	9.25	0.16	1/2 x 1/2 x 3-5/8	
	566	318	---	---	10	M20 x 42	55	+0.030 +0.011	110			16 x 10 x 90	

Refer to page ENGINEERING-4 for Input Shaft and Flange details.

NOMENCLATURE PAGE MSM-4	MOUNTING POSITIONS PAGE MSM-10	STOCK/NON-STOCK PART NUMBERS PAGE MSM-57	WEIGHTS PAGE MSM-250
----------------------------	-----------------------------------	---	-------------------------

DIMENSIONS



MOTORIZED SHAFT MOUNT REDUCER (MSM)

SIZE: MW108

Integral Gearmotor - Universal Mounting
Double/Triple Reduction
Solid Output Shaft

STANDARD SOLID OUTPUT SHAFT

Dimension -Inch/MM

ØU	tol.	UY	V	VO	KEY	M-TAP x DEPTH
2.375	+0.0000 -0.0010	2.65	4.72	-	5/8 x 5/8 x 3-11/16	3/4-10 UNC x 1.65
60	+0.030 +0.011	64	120	10	18 x 11 x 100	M20 x 42

OPTIONAL SOLID OUTPUT SHAFT

Dimension - Inch/MM

ØU	tol.	UY	V	VO	KEY	M-TAP x DEPTH
3.1875	+0.0000 -0.0010	3.52	6.69	-	3/4 x 3/4 x 5-3/8	3/4-10 UNC x 1.65
80	+0.030 +0.011	85	170	20	22 x 14 x 125	M20 x 42

MOTOR

Dimension - Inch/MM

Frame	MW108 Double		MW108 Triple		P	AB
	C	LB	C	LB		
80F4	-	-	20.14	2.56	6.19	5.12
			512	65	158	131
80G4	-	-	21.64	2.56	6.19	5.12
			550	65	158	131
90H4	20.36	2.52	21.56	2.52	7.19	5.79
	518	64	548	64	183	148
90I4	21.25	2.52	22.45	2.52	7.19	5.79
	540	64	571	64	183	148
100J4	23.13	2.91	24.45	2.91	7.19	5.79
	588	74	622	74	183	148
112L4	24.76	2.91	26	2.91	8.6	6.88
	629	74	661	74	219	175
132M4	26.28	3.9	27.56	3.9	10.28	8.09
	668	99	701	99	262	206
132N4	27.78	3.9	29.06	3.9	10.28	8.09
	706	99	739	99	262	206

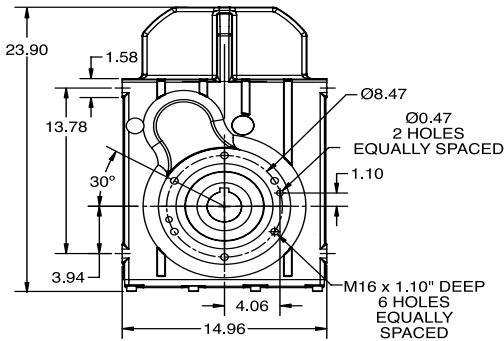
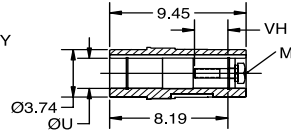
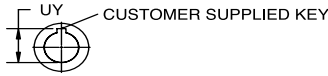
NOMENCLATURE PAGE MSM-4	MOUNTING POSITIONS PAGE MSM-10	STOCK/NON-STOCK PART NUMBERS PAGE MSM-57	WEIGHTS PAGE MSM-250
----------------------------	-----------------------------------	---	-------------------------

DIMENSIONS

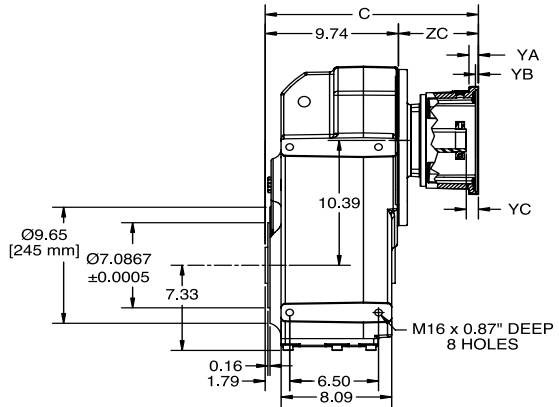


MOTORIZED SHAFT MOUNT REDUCER (MSM) NEMA C-Face - Universal Mounting - Clamp Collar / 3 Piece Coupled Double/Triple Reduction Straight Hollow Bore Output Shaft

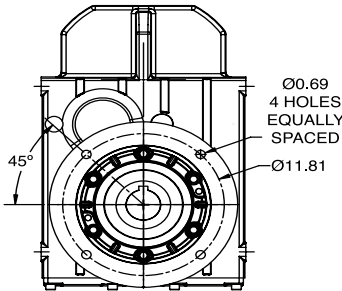
SIZE: MW108



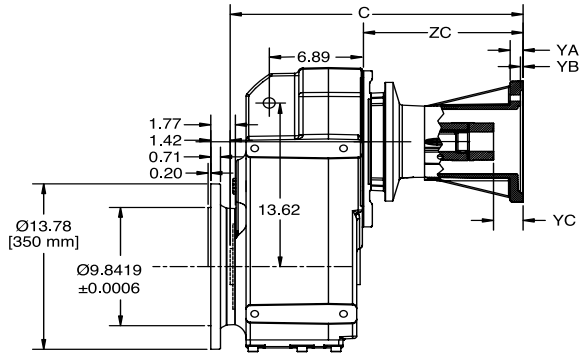
B14 OUTPUT FLANGE
Ø245 mm



CLAMP COLLAR

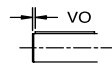


B5 OUTPUT FLANGE
Ø350 mm



THREE-PIECE COUPLED

METRIC OUTPUT SHAFT



QUANTIS

QUANTIS GOLD

ILH

RHB

MSM

NOMENCLATURE PAGE MSM-4	MOUNTING POSITIONS PAGE MSM-10	STOCK/NON-STOCK PART NUMBERS PAGE MSM-57	WEIGHTS PAGE MSM-250
----------------------------	-----------------------------------	---	-------------------------

DIMENSIONS



MOTORIZED SHAFT MOUNT REDUCER (MSM) NEMA C-Face - Universal Mounting - Clamp Collar / 3 Piece Coupled Double/Triple Reduction Straight Hollow Bore Output Shaft

SIZE: MW108

STANDARD HOLLOW OUTPUT SHAFT

Dimension - Inch/MM

ØU	tol.	UY	VH	KEY	M
2.375	+0.0012 +0.0004	2.66	2.53	5/8 x 5/8 x 4-1/16	3/4-10 x 3 UNC
60	+0.029 +0.010	64	68	18 x 11 x 100	M20 x 80

OPTIONAL HOLLOW OUTPUT SHAFT

Dimension - Inch/MM

ØU	tol.	UY	VH	KEY	M
2.4375	+0.0012 +0.0004	2.72	2.51	5/8 x 5/8 x 4	3/4-10 x 3 UNC
70	+0.029 +0.010	75	67	20 x 12 x 110	M20 x 80

NEMA MOTOR ADAPTER - CLAMP COLLAR

Dimension - Inch

	MW108 Double		MW108 Triple		DOUBLE / TRIPLE		
	C	ZC	C	ZC	YA	YB	YC
140TC	12.38	2.64	13.58	3.84	0.47	0.20	0.67
180TC	13.74	4.00	14.98	5.24	0.73	0.22	0.91
210TC	15.59	5.85	16.87	7.13	0.69	0.22	0.89
250TC	15.56	5.82	16.72	6.98	0.95	0.20	1.13
280TC	16.36	6.62	-	-	0.95	0.20	1.30

NEMA MOTOR ADAPTER - 3 PIECE COUPLED

Dimension - Inch

	MW108 Double		MW108 Triple		DOUBLE / TRIPLE		
	C	ZC	C	ZC	YA	YB	YC
140TC	16.26	6.52	17.46	7.72	0.55	0.20	1.10
180TC	17.32	7.58	18.56	8.82	0.73	0.22	1.65
210TC	19.21	9.47	20.49	10.75	0.87	0.22	2.01
250TC	21.22	11.48	22.38	12.64	0.95	0.20	2.17
280TC	23.91	14.17	-	-	0.95	0.20	2.57

Refer to page ENGINEERING-2 for Input Shaft and Flange details.
Refer to page ENGINEERING-8 and ENGINEERING-9 for driven shaft dimensions.
Refer to page MSM-232 for Twin Tapered Bushing details.

NOMENCLATURE PAGE MSM-4	MOUNTING POSITIONS PAGE MSM-10	STOCK/NON-STOCK PART NUMBERS PAGE MSM-57	WEIGHTS PAGE MSM-250
----------------------------	-----------------------------------	---	-------------------------

DIMENSIONS



QUANTIS

QUANTIS GOLD

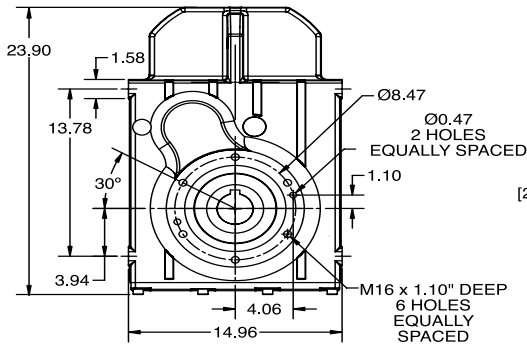
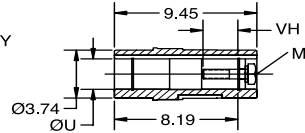
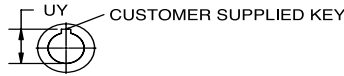
ILH

RHB

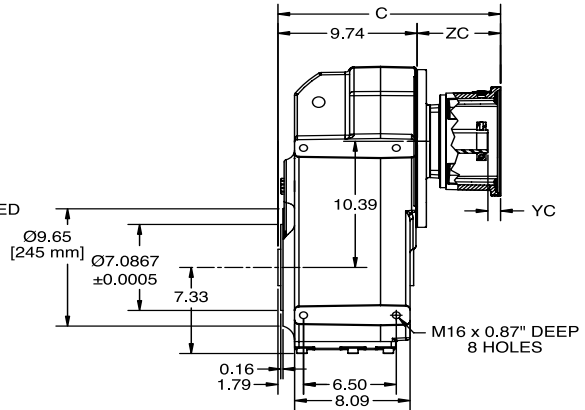
MSM

MOTORIZED SHAFT MOUNT REDUCER (MSM) IEC D Flange (B5 Input) - Universal Mounting - Clamp Collar / 3 Piece Coupled Double/Triple Reduction Straight Hollow Bore Output Shaft

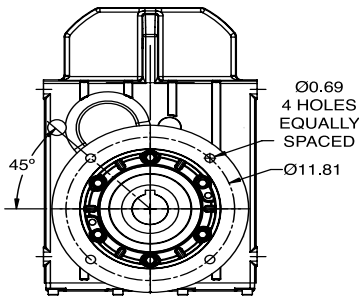
SIZE: MW108



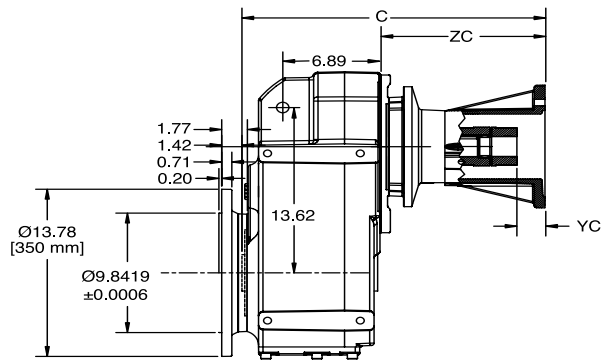
B14 OUTPUT FLANGE
Ø245 mm



CLAMP COLLAR

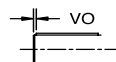


B5 OUTPUT FLANGE
Ø350 mm



THREE-PIECE COUPLED

METRIC OUTPUT SHAFT



NOMENCLATURE PAGE MSM-4	MOUNTING POSITIONS PAGE MSM-10	STOCK/NON-STOCK PART NUMBERS PAGE MSM-57	WEIGHTS PAGE MSM-250
----------------------------	-----------------------------------	---	-------------------------

DIMENSIONS



MOTORIZED SHAFT MOUNT REDUCER (MSM)

SIZE: MW108

IEC D Flange (B5 Input) - Universal Mounting - Clamp Collar / 3 Piece Coupled
Double/Triple Reduction
Straight Hollow Bore Output Shaft

STANDARD HOLLOW OUTPUT SHAFT

Dimension - Inch/MM

ØU	tol.	UY	VH	KEY	M
2.375	+0.0012 +0.0004	2.66	2.53	5/8 x 5/8 x 4-1/16	3/4-10 x 3 UNC
60	+0.029 +0.010	64	68	18 x 11 x 100	M20 x 80

OPTIONAL HOLLOW OUTPUT SHAFT

Dimension - Inch/MM

ØU	tol.	UY	VH	KEY	M
2.4375	+0.0012 +0.0004	2.72	2.51	5/8 x 5/8 x 4	3/4-10 x 3 UNC
70	+0.029 +0.010	75	67	20 x 12 x 110	M20 x 80

IEC MOTOR ADAPTER - CLAMP COLLAR

Dimension - Inch

	MW108 Double		MW108 Triple		DOUBLE/ TRIPLE
	C	ZC	C	ZC	YC
80D	---	---	13.15	3.41	0.61
90D	11.95	2.2	13.15	3.41	0.61
100D	12.13	2.38	13.44	3.7	0.28
112D	12.36	2.62	13.6	3.86	0.28
132D	13.94	4.19	15.22	5.47	0.87
160D	15.67	5.93	16.83	7.09	0.79
180D	16.2	6.46	---	---	0.85
200D	16.59	6.85	---	---	1.18

IEC MOTOR ADAPTER - 3 PIECE COUPLED

Dimension - Inch

	MW108 Double		MW108 Triple		DOUBLE/ TRIPLE
	C	ZC	C	ZC	YC
80D	---	---	17.38	7.64	0.59
90D	16.18	6.44	17.38	7.64	1.02
100D	16.95	7.2	18.27	8.52	1.18
112D	16.81	7.07	18.05	8.31	1.18
132D	19.19	9.45	20.47	10.73	1.77
160D	21.85	12.11	23.01	13.27	2.6
180D	23.84	14.09	---	---	2.32
200D	23.88	14.13	---	---	2.36

Refer to page ENGINEERING-3 for Input Shaft and Flange details.

Refer to page ENGINEERING-8 and ENGINEERING-9 for driven shaft dimensions.

Refer to page MSM-232 for Twin Tapered Bushing details.

NOMENCLATURE PAGE MSM-4	MOUNTING POSITIONS PAGE MSM-10	STOCK/NON-STOCK PART NUMBERS PAGE MSM-57	WEIGHTS PAGE MSM-250
----------------------------	-----------------------------------	---	-------------------------

DIMENSIONS



MOTORIZED SHAFT MOUNT REDUCER (MSM)

SIZE: MW108

Separate - Universal Mounting
 Double/Triple Reduction
 Straight Hollow Bore Output Shaft

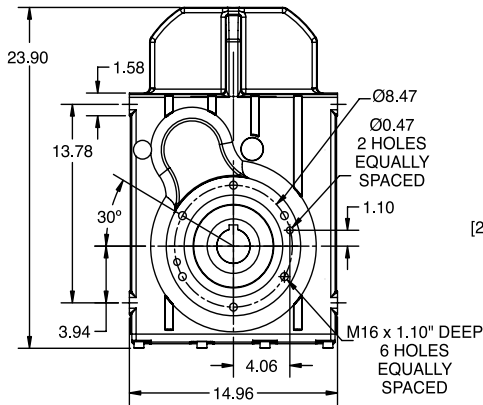
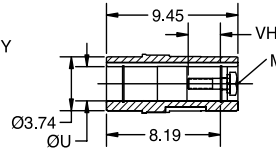
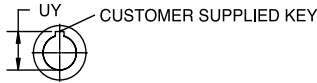
QUANTIS

QUANTIS GOLD

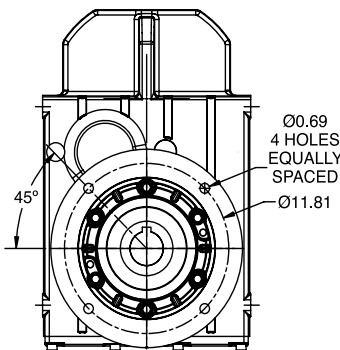
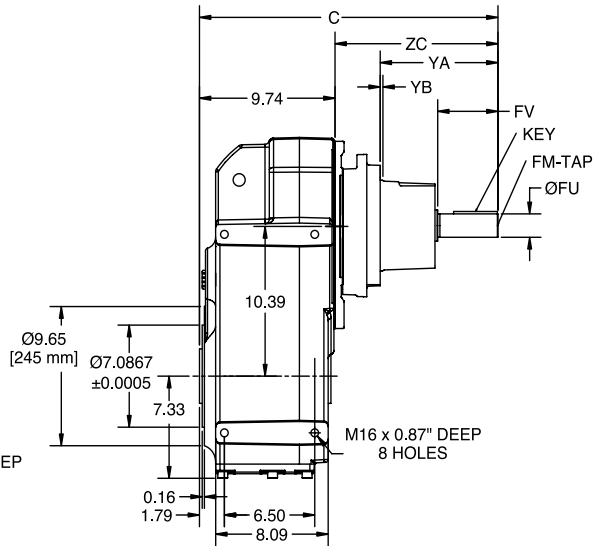
ILH

RHB

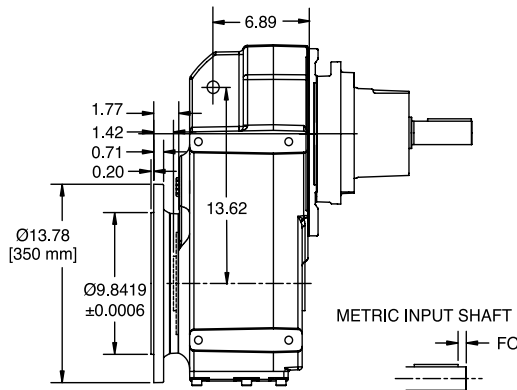
MSM



B14 OUTPUT FLANGE
 Ø245 mm



B5 OUTPUT FLANGE
 Ø350 mm



NOMENCLATURE PAGE MSM-4	MOUNTING POSITIONS PAGE MSM-10	STOCK/NON-STOCK PART NUMBERS PAGE MSM-57	WEIGHTS PAGE MSM-250
----------------------------	-----------------------------------	---	-------------------------

DIMENSIONS



MOTORIZED SHAFT MOUNT REDUCER (MSM)

SIZE: MW108

Separate - Universal Mounting
Double/Triple Reduction
Straight Hollow Bore Output Shaft

STANDARD HOLLOW OUTPUT SHAFT

Dimension - Inch/MM

ØU	tol.	UY	VH	KEY	M
2.375	+0.0012 +0.0004	2.66	2.53	5/8 x 5/8 x 4-1/16	3/4-10 x 3 UNC
60	+0.029 +0.010	64	68	18 x 11 x 100	M20 x 80

OPTIONAL HOLLOW OUTPUT SHAFT

Dimension - Inch/MM

ØU	tol.	UY	VH	KEY	M
2.4375	+0.0012 +0.0004	2.72	2.51	5/8 x 5/8 x 4	3/4-10 x 3 UNC
70	+0.029 +0.010	75	67	20 x 12 x 110	M20 x 80

SEPARATE INPUT

Dimension - Inch/MM

	MW108 Double		MW108 Triple		DOUBLE/ TRIPLE							
	C	ZC	C	ZC	FO	FM x DEPTH	ØFU	tol.	FV	YA	YB	Key
80	---	---	16.77	7.03	---	1/4-20 UNC x 0.63	0.750	+0.0000 -0.0005 +0.015 +0.002	1.57	2.40	0.16	3/16 x 3/16 x 1-5/16
	---	---	426	179	4	M6 x 16	19		40			6 x 6 x 32
90	15.96	6.22	17.17	7.42	---	5/16-18 UNC x 0.75	0.875	+0.0000 -0.0005 +0.015 +0.002	1.97	2.80	0.16	3/16 x 3/16 x 1-5/8
	406	158	436	189	5	M8 x 19	24		50			8 x 7 x 40
100	16.48	6.73	17.80	8.05	---	3/8 -16 UNC x 0.87	1.125	+0.0000 -0.0005 +0.015 +0.002	2.36	3.27	0.16	1/4 x 1/4 x 2
	419	171	452	205	5	M10 x 22	28		60			8 x 7 x 50
112	16.42	6.67	17.66	7.91	---	3/8 -16 UNC x 0.87	1.250	+0.0000 -0.0005 +0.015 +0.002	2.36	3.27	0.16	1/4 x 1/4 x 2
	417	170	449	201	5	M10 x 22	28		60			8 x 7 x 50
132	19.70	9.96	20.98	11.24	---	3/8-16 UNC x 1.10	1.375	+0.0000 -0.0005 +0.018 +0.002	3.15	6.61	0.14	5/16 x 5/16 x 2-3/4
	501	253	533	286	5	M12 x 28	38		80			10 x 8 x 70
160	21.46	11.71	22.62	12.87	---	5/8-11 UNC x 1.42	1.625	+0.0000 -0.0010 +0.018 +0.002	4.33	8.46	0.14	3/8 x 3/8 x 3-1/2
	545	298	575	327	10	M16 x 36	42		110			12 x 8 x 90
180	22.26	12.52	---	---	---	3/4-10 UNC x 1.65	2.125	+0.0000 -0.0010 +0.030 +0.011	4.33	9.25	0.16	1/2 x 1/2 x 3-5/8
	566	318	---	---	10	M20 x 42	55		110			16 x 10 x 90

Refer to page ENGINEERING-4 for Input Shaft and Flange details.
Refer to page ENGINEERING-8 and ENGINEERING-9 for driven shaft dimensions.
Refer to page MSM-232 for Twin Tapered Bushing details.

NOMENCLATURE PAGE MSM-4	MOUNTING POSITIONS PAGE MSM-10	STOCK/NON-STOCK PART NUMBERS PAGE MSM-57	WEIGHTS PAGE MSM-250
----------------------------	-----------------------------------	---	-------------------------

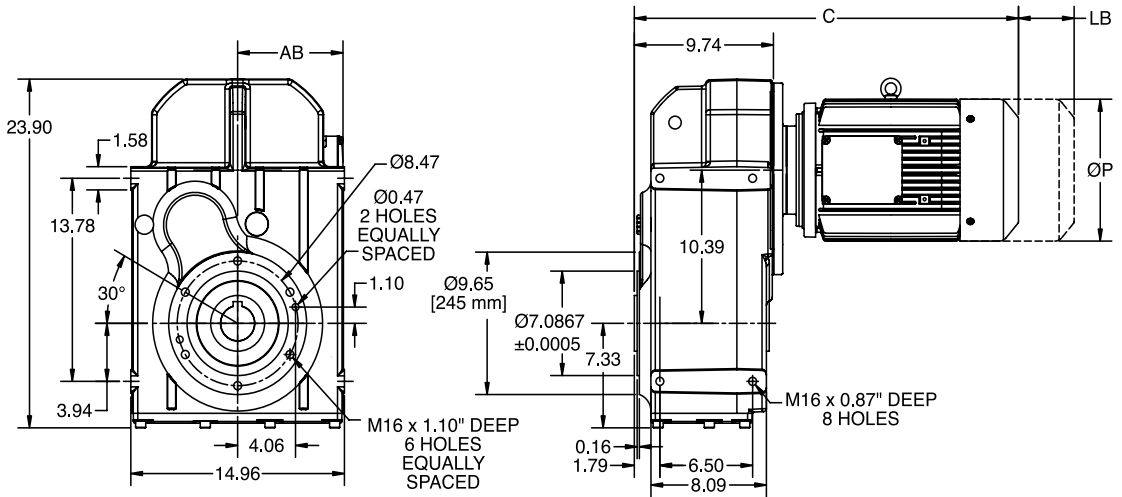
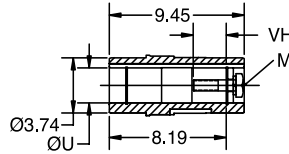
DIMENSIONS



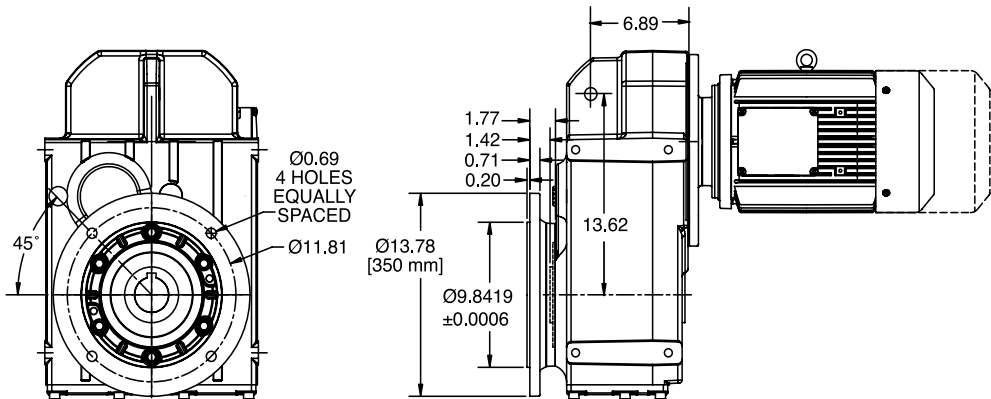
MOTORIZED SHAFT MOUNT REDUCER (MSM)

SIZE: MW108

Integral Gearmotor - Universal Mounting
 Double/Triple Reduction
 Straight Hollow Bore Output Shaft



B14 OUTPUT FLANGE
 Ø245 mm



B5 OUTPUT FLANGE
 Ø350 mm

NOMENCLATURE
 PAGE MSM-4

MOUNTING POSITIONS
 PAGE MSM-10

STOCK/NON-STOCK PART NUMBERS
 PAGE MSM-57

WEIGHTS
 PAGE MSM-250

DIMENSIONS



MOTORIZED SHAFT MOUNT REDUCER (MSM)

SIZE: MW108

Integral Gearmotor - Universal Mounting
 Double/Triple Reduction
 Straight Hollow Bore Output Shaft

STANDARD HOLLOW OUTPUT SHAFT

Dimension - Inch/MM

ØU	tol.	UY	VH	KEY	M
2.375	+0.0012 +0.0004	2.66	2.53	5/8 x 5/8 x 4-1/16	3/4-10 x 3 UNC
60	+0.029 +0.010	64	68	18 x 11 x 100	M20 x 80

OPTIONAL HOLLOW OUTPUT SHAFT

Dimension - Inch/MM

ØU	tol.	UY	VH	KEY	M
2.4375	+0.0012 +0.0004	2.72	2.51	5/8 x 5/8 x 4	3/4-10 x 3 UNC
70	+0.029 +0.010	75	67	20 x 12 x 110	M20 x 80

MOTOR

Dimension - Inch/MM

Frame	MW108 Double		MW108 Triple		P	AB
	C	LB	C	LB		
80F4	-	-	20.14	2.56	6.19	5.12
			512	65	158	131
80G4	-	-	21.64	2.56	6.19	5.12
			550	65	158	131
90H4	20.36	2.52	21.56	2.52	7.19	5.79
	518	64	548	64	183	148
90I4	21.25	2.52	22.45	2.52	7.19	5.79
	540	64	571	64	183	148
100J4	23.13	2.91	24.45	2.91	7.19	5.79
	588	74	622	74	183	148
112L4	24.76	2.91	26	2.91	8.6	6.88
	629	74	661	74	219	175
132M4	26.28	3.9	27.56	3.9	10.28	8.09
	668	99	701	99	262	206
132N4	27.78	3.9	29.06	3.9	10.28	8.09
	706	99	739	99	262	206

Refer to page ENGINEERING-8 and ENGINEERING-9 for driven shaft dimensions.
 Refer to page MSM-232 for Twin Tapered Bushing details.

NOMENCLATURE PAGE MSM-4	MOUNTING POSITIONS PAGE MSM-10	STOCK/NON-STOCK PART NUMBERS PAGE MSM-57	WEIGHTS PAGE MSM-250
----------------------------	-----------------------------------	---	-------------------------

DIMENSIONS



MOTORIZED SHAFT MOUNT REDUCER (MSM) NEMA C-Face - Universal Mounting - Clamp Collar / 3 Piece Coupled Double/Triple Reduction Solid Output Shaft

SIZE: MW128

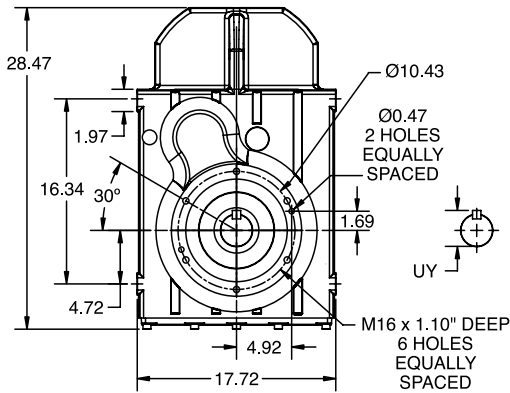
QUANTIS

QUANTIS GOLD

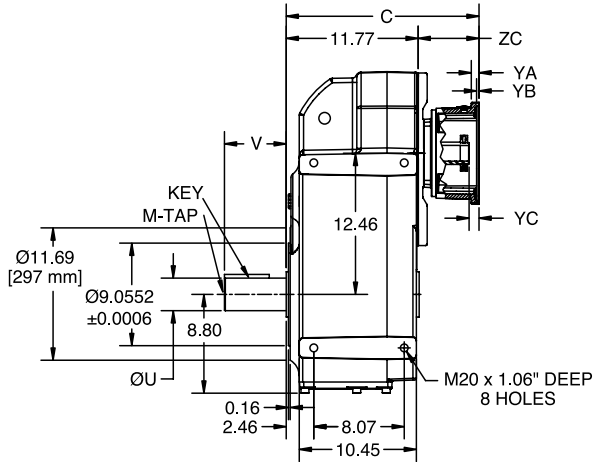
ILH

RHB

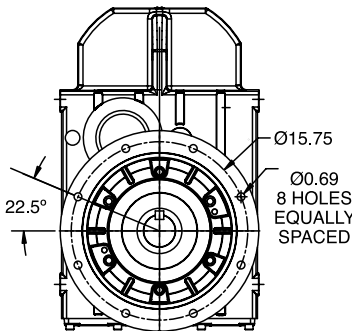
MSM



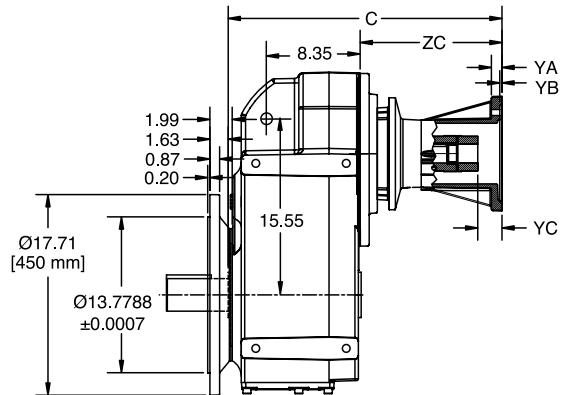
B14 OUTPUT FLANGE
Ø297 mm



CLAMP COLLAR



B5 OUTPUT FLANGE
Ø450 mm



THREE-PIECE COUPLED

METRIC OUTPUT SHAFT



NOMENCLATURE PAGE MSM-4	MOUNTING POSITIONS PAGE MSM-10	STOCK/NON-STOCK PART NUMBERS PAGE MSM-57	WEIGHTS PAGE MSM-250
----------------------------	-----------------------------------	---	-------------------------

DIMENSIONS



MOTORIZED SHAFT MOUNT REDUCER (MSM) NEMA C-Face - Universal Mounting - Clamp Collar / 3 Piece Coupled Double/Triple Reduction Solid Output Shaft

SIZE: MW128

STANDARD SOLID OUTPUT SHAFT

Dimension - Inch/MM

ØU	tol.	UY	V	VO	KEY	M-TAP x DEPTH
2.875	+0.0000 -0.0010	3.21	5.51	-	3/4 x 3/4 x 4	3/4 -10 UNC x 1.65
70	+0.030 +0.011	75	140	15	20 x 12 x 125	M20 x 42

OPTIONAL SOLID OUTPUT SHAFT

Dimension - Inch/MM

ØU	tol.	UY	V	VO	KEY	M-TAP x DEPTH
3.625	+0.0000 -0.0010	4.01	6.69	-	7/8 x 7/8 x 5-5/8	1-8 UNC x 1.97
90	+0.035 +0.013	95	170	15	25 x 14 x 140	M24 x 50

NEMA MOTOR ADAPTER - CLAMP COLLAR

Dimension - Inch

	MW128 Double		MW128 Triple		DOUBLE / TRIPLE		
	C	ZC	C	ZC	YA	YB	YC
140TC	-	-	15.33	3.56	0.47	0.20	0.67
180TC	15.35	3.58	16.69	4.92	0.73	0.22	0.91
210TC	16.98	5.21	18.32	6.55	0.69	0.22	0.89
250TC	16.93	5.16	18.39	6.62	0.95	0.20	1.13
280TC	17.86	6.09	19.32	7.54	0.95	0.20	1.30
320TC	19.49	7.72	-	-	1.02	0.20	1.19

NEMA MOTOR ADAPTER - 3 PIECE COUPLED

Dimension - Inch

	MW128 Double		MW128 Triple		DOUBLE / TRIPLE		
	C	ZC	C	ZC	YA	YB	YC
140TC	-	-	19.21	7.44	0.55	0.20	1.10
180TC	18.85	7.08	20.27	8.50	0.73	0.22	1.65
210TC	20.82	9.05	22.16	10.39	0.87	0.22	2.01
250TC	22.60	10.82	24.05	12.28	0.95	0.20	2.17
280TC	25.41	13.64	26.87	15.10	0.95	0.20	2.57
320TC	27.91	16.14	-	-	1.02	0.20	2.99

Refer to page ENGINEERING-2 for Input Shaft and Flange details.

NOMENCLATURE PAGE MSM-4	MOUNTING POSITIONS PAGE MSM-10	STOCK/NON-STOCK PART NUMBERS PAGE MSM-57	WEIGHTS PAGE MSM-250
----------------------------	-----------------------------------	---	-------------------------

DIMENSIONS



MOTORIZED SHAFT MOUNT REDUCER (MSM) IEC D Flange (B5 Input) - Universal Mounting - Clamp Collar / 3 Piece Coupled Double/Triple Reduction Solid Output Shaft

SIZE: MW128

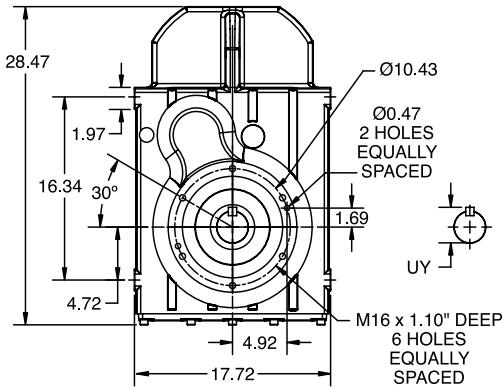
QUANTIS

QUANTIS GOLD

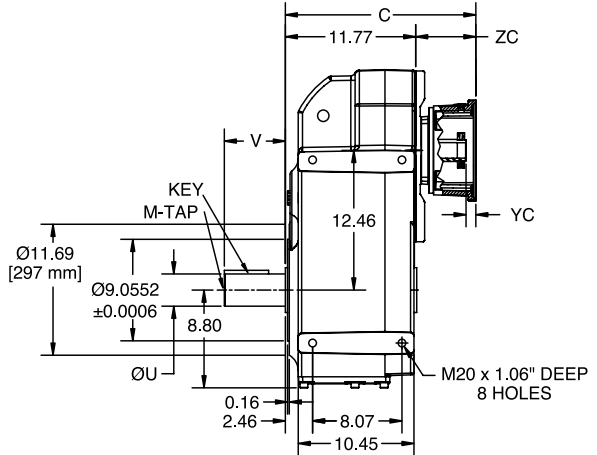
ILH

RHB

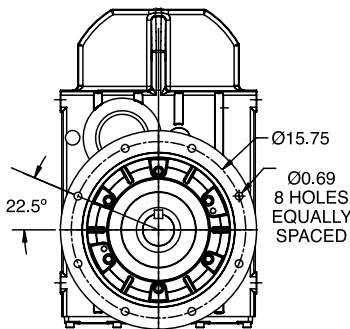
MSM



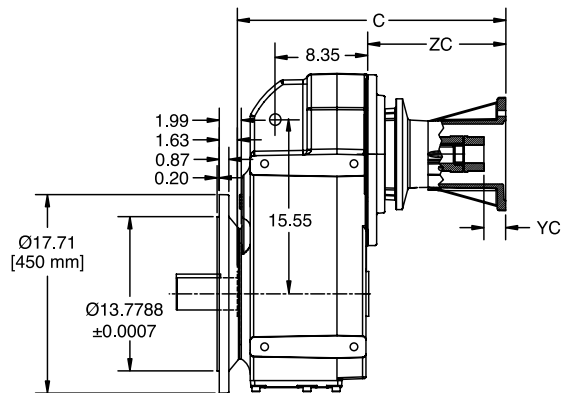
B14 OUTPUT FLANGE
Ø297 mm



CLAMP COLLAR



B5 OUTPUT FLANGE
Ø450 mm



THREE-PIECE COUPLED

METRIC OUTPUT SHAFT



NOMENCLATURE
PAGE MSM-4

MOUNTING POSITIONS
PAGE MSM-10

STOCK/NON-STOCK PART NUMBERS
PAGE MSM-57

WEIGHTS
PAGE MSM-250

DIMENSIONS



MOTORIZED SHAFT MOUNT REDUCER (MSM)

SIZE: MW128

IEC D Flange (B5 Input) - Universal Mounting - Clamp Collar / 3 Piece Coupled
Double/Triple Reduction
Solid Output Shaft

STANDARD SOLID OUTPUT SHAFT

Dimension - Inch/MM

ØU	tol.	UY	V	VO	KEY	M-TAP x DEPTH
2.875	+0.0000 -0.0010	3.21	5.51	-	3/4 x 3/4 x 4	3/4 -10 UNC x 1.65
70	+0.030 +0.011	75	140	15	20 x 12 x 125	M20 x 42

OPTIONAL SOLID OUTPUT SHAFT

Dimension - Inch/MM

ØU	tol.	UY	V	VO	KEY	M-TAP x DEPTH
3.625	+0.0000 -0.0010	4.01	6.69	-	7/8 x 7/8 x 5-5/8	1-8 UNC x 1.97
90	+0.035 +0.013	95	170	15	25 x 14 x 140	M24 x 50

IEC MOTOR ADAPTER - CLAMP COLLAR

Dimension - Inch

	MW128 Double		MW128 Triple		DOUBLE/ TRIPLE
	C	ZC	C	ZC	YC
90D	---	---	14.90	3.13	0.61
100D	13.78	2.01	15.20	3.43	0.28
112D	13.98	2.21	15.31	3.54	0.28
132D	15.55	3.78	16.89	5.12	0.87
160D	17.05	5.28	18.50	6.73	0.79
180D	17.70	5.93	19.15	7.38	0.85
200D	18.09	6.32	19.55	7.78	1.18

IEC MOTOR ADAPTER - 3 PIECE COUPLED

Dimension - Inch

	MW128 Double		MW128 Triple		DOUBLE/ TRIPLE
	C	ZC	C	ZC	YC
90D	---	---	19.13	7.36	1.02
100D	18.60	6.83	20.02	8.25	1.18
112D	18.43	6.65	19.76	7.99	1.18
132D	20.81	9.04	22.15	10.37	1.77
160D	23.23	11.46	24.69	12.91	2.60
180D	25.33	13.56	26.79	15.02	2.32
200D	25.37	13.60	26.83	15.06	2.36
225D	28.66	16.89	---	---	3.54

Refer to page ENGINEERING-3 for Input Shaft and Flange details.

NOMENCLATURE PAGE MSM-4	MOUNTING POSITIONS PAGE MSM-10	STOCK/NON-STOCK PART NUMBERS PAGE MSM-57	WEIGHTS PAGE MSM-250
----------------------------	-----------------------------------	---	-------------------------

DIMENSIONS



MOTORIZED SHAFT MOUNT REDUCER (MSM)

SIZE: MW128

Separate - Universal Mounting
Double/Triple Reduction
Solid Output Shaft

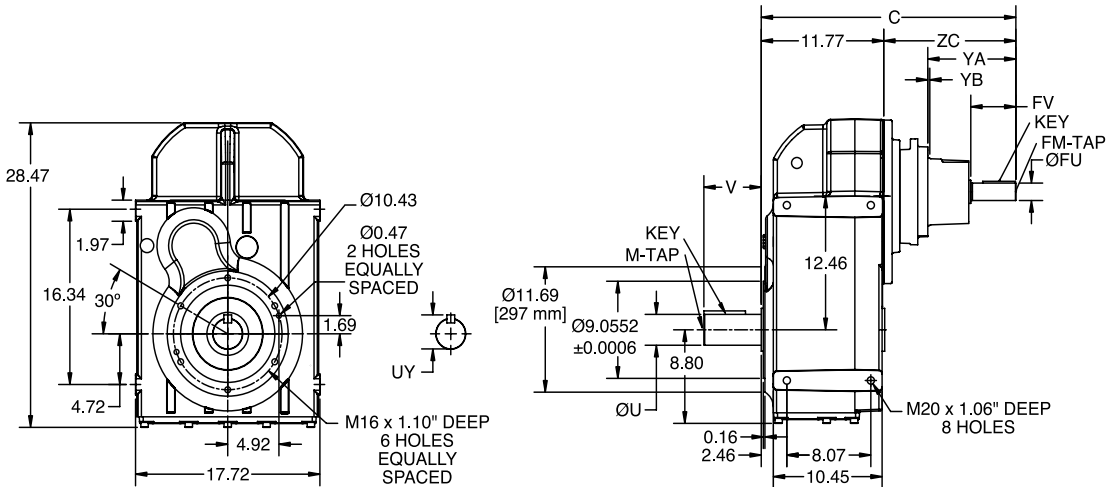
QUANTIS

QUANTIS GOLD

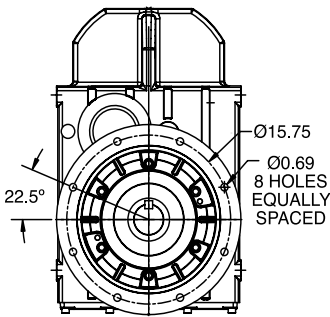
ILH

RHB

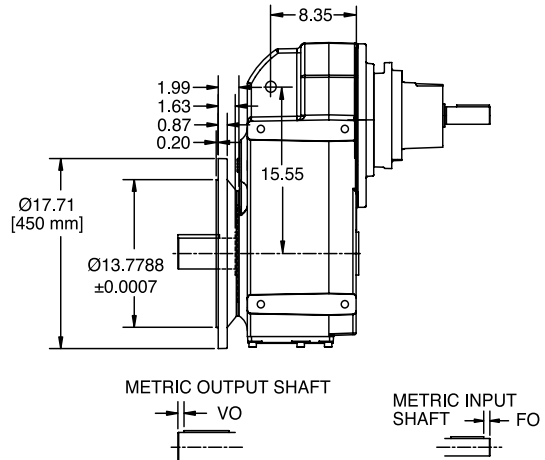
MSM



B14 OUTPUT FLANGE
Ø297 mm



B5 OUTPUT FLANGE
Ø450 mm



METRIC OUTPUT SHAFT

METRIC INPUT SHAFT

NOMENCLATURE
PAGE MSM-4

MOUNTING POSITIONS
PAGE MSM-10

STOCK/NON-STOCK PART NUMBERS
PAGE MSM-57

WEIGHTS
PAGE MSM-250

DIMENSIONS



MOTORIZED SHAFT MOUNT REDUCER (MSM)

SIZE: MW128

Separate - Universal Mounting
Double/Triple Reduction
Solid Output Shaft

STANDARD SOLID OUTPUT SHAFT

Dimension - Inch/MM

ØU	tol.	UY	V	VO	KEY	M-TAP x DEPTH
2.875	+0.0000 -0.0010	3.21	5.51	-	3/4 x 3/4 x 4	3/4 -10 UNC x 1.65
70	+0.030 +0.011	75	140	15	20 x 12 x 125	M20 x 42

OPTIONAL SOLID OUTPUT SHAFT

Dimension - Inch/MM

ØU	tol.	UY	V	VO	KEY	M-TAP x DEPTH
3.625	+0.0000 -0.0010	4.01	6.69	-	7/8 x 7/8 x 5-5/8	1-8 UNC x 1.97
90	+0.035 +0.013	95	170	15	25 x 14 x 140	M24 x 50

SEPARATE INPUT

Dimension - Inch/MM

	MW128 Double		MW128 Triple		DOUBLE/ TRIPLE							
	C	ZC	C	ZC	FO	FM x DEPTH	ØFU	tol.	FV	YA	YB	Key
90	---	---	18.92	7.15	---	5/16-18 UNC x 0.75	0.875	+0.0000 -0.0005	1.97	2.80	0.16	3/16 x 3/16 x 1-5/8
	---	---	481	182	5	M8 x 19	24	+0.015 +0.002	50			8 x 7 x 40
100	18.13	6.36	19.55	7.78	---	3/8-16 UNC x 0.87	1.125	+0.0000 -0.0005	2.36	3.27	0.16	1/4 x 1/4 x 2
	461	162	497	198	5	M10 x 22	28	+0.015 +0.002	60			8 x 7 x 50
112	18.03	6.26	19.37	7.60	---	3/8-16 UNC 0.87	1.250	+0.0000 -0.0005	2.36	3.27	0.16	1/4 x 1/4 x 2
	458	159	492	193	5	M10 x 22	28	+0.015 +0.002	60			8 x 7 x 50
132	21.32	9.55	22.66	10.89	---	3/8-16 UNC x 110	1.375	+0.0000 -0.0005	3.15	6.61	0.14	5/16 x 5/16 x 2-3/4
	542	243	576	277	5	M12 x 28	38	+0.018 +0.002	80			10 x 8 x 70
160	22.83	11.06	24.29	12.52	---	5/8-11 UNC x 1.42	1.625	+0.0000 -0.0010	4.33	8.46	0.14	3/8 x 3/8 x 3-1/2
	580	281	617	318	10	M16 x 36	42	+0.018 +0.002	110			12 x 8 x 90
180	23.76	11.99	25.22	13.44	---	3/4-10 UNC x 1.65	2.125	+0.0000 -0.0010	4.33	9.25	0.16	1/2 x 1/2 x 3-5/8
	604	305	641	342	10	M20 x 42	55	+0.030 +0.011	110			16 x 10 x 90
225	24.84	13.07	---	---	---	3/4-10 UNC x 1.65	2.125	+0.0000 -0.0010	4.33	9.02	0.14	1/2 x 1/2 x 3-5/8
	661	362	---	---	15	M20 x 42	60	+0.030 +0.011	140			259

Refer to page ENGINEERING-4 for Input Shaft and Flange details.

NOMENCLATURE PAGE MSM-4	MOUNTING POSITIONS PAGE MSM-10	STOCK/NON-STOCK PART NUMBERS PAGE MSM-57	WEIGHTS PAGE MSM-250
----------------------------	-----------------------------------	---	-------------------------

DIMENSIONS



MOTORIZED SHAFT MOUNT REDUCER (MSM)

SIZE: MW128

Integral Gearmotor - Universal Mounting
Double/Triple Reduction
Solid Output Shaft

STANDARD SOLID OUTPUT SHAFT

Dimension - Inch/MM

ØU	tol.	UY	V	VO	KEY	M-TAP x DEPTH
2.875	+0.0000 -0.0010	3.21	5.51	-	3/4 x 3/4 x 4	3/4-10 UNC x 1.65
70	+0.030 +0.011	75	140	15	20 x 12 x 125	M20 x 42

OPTIONAL SOLID OUTPUT SHAFT

Dimension - Inch/MM

ØU	tol.	UY	V	VO	KEY	M-TAP x DEPTH
3.625	+0.0000 -0.0010	4.01	6.69	-	7/8 x 7/8 x 5-5/8	1-8 UNC x 1.97
90	+0.035 +0.013	95	170	15	25 x 14 x 140	M24 x 50

MOTOR

Dimension - Inch/MM

Frame	MW128 Double		MW128 Triple		P	AB
	C	LB	C	LB		
90H4	-	-	23.32	2.52	7.19	5.79
			593	64	183	148
90I4	-	-	24.2	2.52	7.19	5.79
			615	64	183	148
100J4	24.78	2.91	26.2	2.91	7.19	5.79
	630	74	666	74	183	148
112L4	26.38	2.91	27.71	2.91	8.6	6.88
	671	74	704	74	219	175
132M4	27.89	3.9	29.23	3.9	10.28	8.09
	709	99	743	99	262	206
132N4	29.39	3.9	30.73	3.9	10.28	8.09
	747	99	781	99	262	206

NOMENCLATURE PAGE MSM-4	MOUNTING POSITIONS PAGE MSM-10	STOCK/NON-STOCK PART NUMBERS PAGE MSM-57	WEIGHTS PAGE MSM-250
----------------------------	-----------------------------------	---	-------------------------

DIMENSIONS



QUANTIS

QUANTIS GOLD

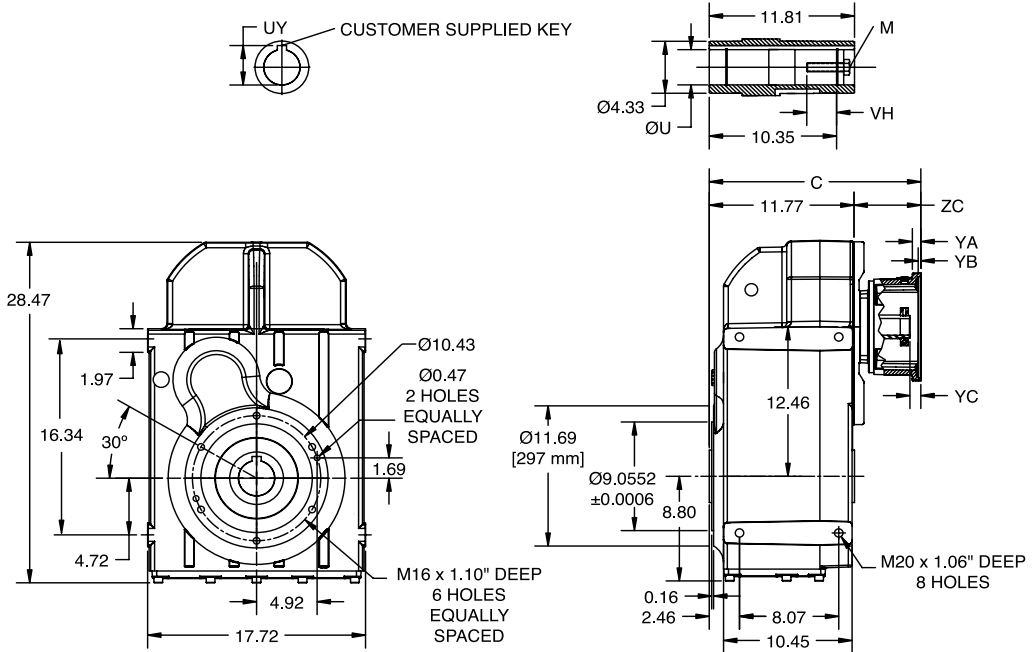
ILH

RHB

MSM

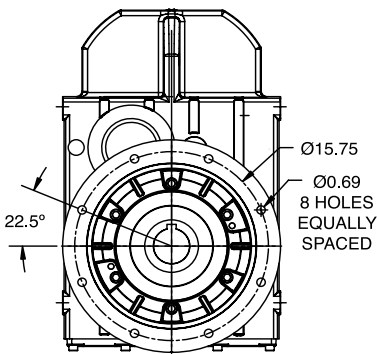
MOTORIZED SHAFT MOUNT REDUCER (MSM) NEMA C-Face - Universal Mounting - Clamp Collar / 3 Piece Coupled Double/Triple Reduction Straight Hollow Bore Output Shaft

SIZE: MW128

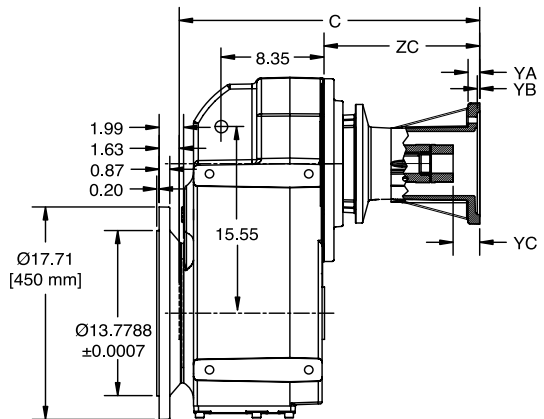


B14 OUTPUT FLANGE
Ø297 mm

CLAMP COLLAR



B5 OUTPUT FLANGE
Ø450 mm



THREE-PIECE COUPLED

NOMENCLATURE PAGE MSM-4	MOUNTING POSITIONS PAGE MSM-10	STOCK/NON-STOCK PART NUMBERS PAGE MSM-57	WEIGHTS PAGE MSM-250
----------------------------	-----------------------------------	---	-------------------------

DIMENSIONS



MOTORIZED SHAFT MOUNT REDUCER (MSM)

SIZE: MW128

NEMA C-Face - Universal Mounting - Clamp Collar / 3 Piece Coupled
Double/Triple Reduction
Straight Hollow Bore Output Shaft

STANDARD HOLLOW OUTPUT SHAFT

Dimension - Inch/MM

ØU	tol.	UY	VH	KEY	M
2.75	0.001 0.000	3.04	2.51	5/8 x 5/8 x 6-1/8	3/4-10 x 3 UNC
70	0.029 0.01	75	68	20 x 12 x 110	M20 x 80

OPTIONAL HOLLOW OUTPUT SHAFT

Dimension - Inch/MM

ØU	tol.	UY	VH	KEY	M
2.938	0.001 0.000	3.27	2.31	3/4 x 3/4 x 4-7/8	3/4-10 x 3 UNC
80	0.029 0.01	85	67	22 x 14 x 125	M20 x 85

NEMA MOTOR ADAPTER - CLAMP COLLAR

Dimension - Inch

	MW128 Double		MW128 Triple		DOUBLE / TRIPLE		
	C	ZC	C	ZC	YA	YB	YC
140TC	-	-	15.33	3.56	0.47	0.20	0.67
180TC	15.35	3.58	16.69	4.92	0.73	0.22	0.91
210TC	16.98	5.21	18.32	6.55	0.69	0.22	0.89
250TC	16.93	5.16	18.39	6.62	0.95	0.20	1.13
280TC	17.86	6.09	19.32	7.54	0.95	0.20	1.30
320TC	19.49	7.72	-	-	1.02	0.20	1.19

NEMA MOTOR ADAPTER - 3 PIECE COUPLED

Dimension - Inch

	MW128 Double		MW128 Triple		DOUBLE / TRIPLE		
	C	ZC	C	ZC	YA	YB	YC
140TC	-	-	19.21	7.44	0.55	0.20	1.10
180TC	18.85	7.08	20.27	8.50	0.73	0.22	1.65
210TC	20.82	9.05	22.16	10.39	0.87	0.22	2.01
250TC	22.60	10.82	24.05	12.28	0.95	0.20	2.17
280TC	25.41	13.64	26.87	15.10	0.95	0.20	2.57
320TC	27.91	16.14	-	-	1.02	0.20	2.99

Refer to page ENGINEERING-2 for Input Shaft and Flange details.

Refer to page ENGINEERING-8 and ENGINEERING-9 for driven shaft dimensions.

Refer to page MSM-233 for Twin Tapered Bushing details.

NOMENCLATURE PAGE MSM-4	MOUNTING POSITIONS PAGE MSM-10	STOCK/NON-STOCK PART NUMBERS PAGE MSM-57	WEIGHTS PAGE MSM-250
----------------------------	-----------------------------------	---	-------------------------

DIMENSIONS



QUANTIS

QUANTIS GOLD

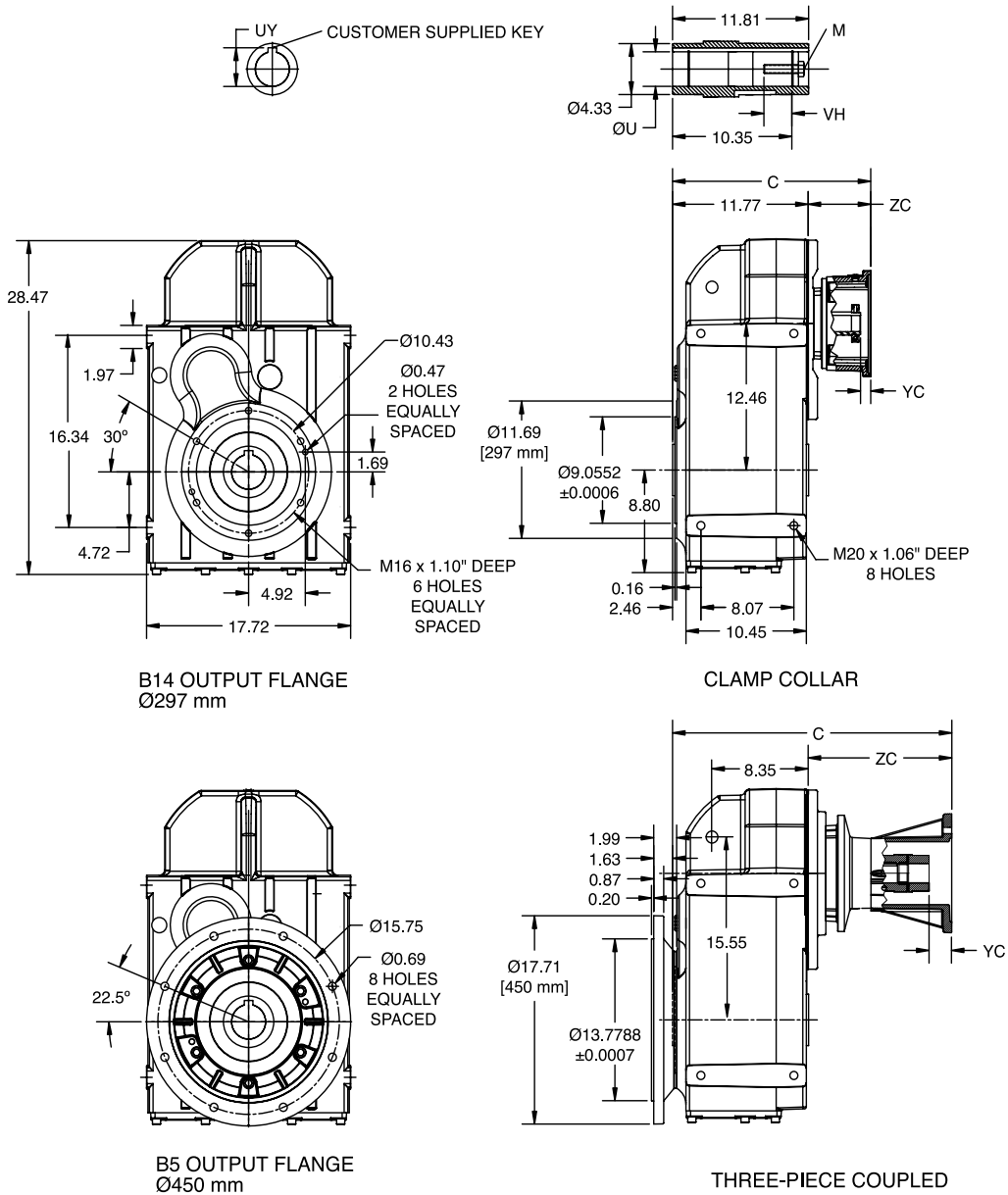
ILH

RHB

MSM

MOTORIZED SHAFT MOUNT REDUCER (MSM) IEC D Flange (B5 Input) - Universal Mounting - Clamp Collar / 3 Piece Coupled Double/Triple Reduction Straight Hollow Bore Output Shaft

SIZE: MW128



NOMENCLATURE PAGE MSM-4	MOUNTING POSITIONS PAGE MSM-10	STOCK/NON-STOCK PART NUMBERS PAGE MSM-57	WEIGHTS PAGE MSM-250
----------------------------	-----------------------------------	---	-------------------------

DIMENSIONS



MOTORIZED SHAFT MOUNT REDUCER (MSM)

SIZE: MW128

IEC D Flange (B5 Input) - Universal Mounting - Clamp Collar / 3 Piece Coupled
Double/Triple Reduction
Straight Hollow Bore Output Shaft

STANDARD HOLLOW OUTPUT SHAFT

Dimension - Inch/MM

ØU	tol.	UY	VH	KEY	M
2.750	+0.0012 +0.0004	3.04	2.51	5/8 x 5/8 x 6-1/8	3/4-10 x 3 UNC
70	+0.029 +0.010	75	68	20 x 12 x 110	M20 x 80

OPTIONAL HOLLOW OUTPUT SHAFT

Dimension - Inch/MM

ØU	tol.	UY	VH	KEY	M
2.9375	+0.0012 +0.0004	3.27	2.31	3/4 x 3/4 x 4-7/8	3/4-10 x 3 UNC
80	+0.029 +0.010	85	67	22 x 14 x 125	M20 x 85

IEC MOTOR ADAPTER - CLAMP COLLAR

Dimension - Inch

	MW128 Double		MW128 Triple		DOUBLE/ TRIPLE
	C	ZC	C	ZC	YC
90D	---	---	14.90	3.13	0.61
100D	13.78	2.01	15.20	3.43	0.28
112D	13.98	2.21	15.31	3.54	0.28
132D	15.55	3.78	16.89	5.12	0.87
160D	17.05	5.28	18.50	6.73	0.79
180D	17.70	5.93	19.15	7.38	0.85
200D	18.09	6.32	19.55	7.78	1.18

IEC MOTOR ADAPTER - 3 PIECE COUPLED

Dimension - Inch

	MW128 Double		MW128 Triple		DOUBLE/ TRIPLE
	C	ZC	C	ZC	YC
90D	---	---	19.13	7.36	1.02
100D	18.60	6.83	20.02	8.25	1.18
112D	18.43	6.65	19.76	7.99	1.18
132D	20.81	9.04	22.15	10.37	1.77
160D	23.23	11.46	24.69	12.91	2.60
180D	25.33	13.56	26.83	15.06	2.32
200D	25.37	13.60	26.85	15.06	2.36
225D	28.66	16.89	---	---	3.54

Refer to page ENGINEERING-3 for Input Shaft and Flange details.

Refer to page ENGINEERING-8 and ENGINEERING-9 for driven shaft dimensions.

Refer to page MSM-233 for Twin Tapered Bushing details.

NOMENCLATURE PAGE MSM-4	MOUNTING POSITIONS PAGE MSM-10	STOCK/NON-STOCK PART NUMBERS PAGE MSM-57	WEIGHTS PAGE MSM-250
----------------------------	-----------------------------------	---	-------------------------

DIMENSIONS



QUANTIS

QUANTIS GOLD

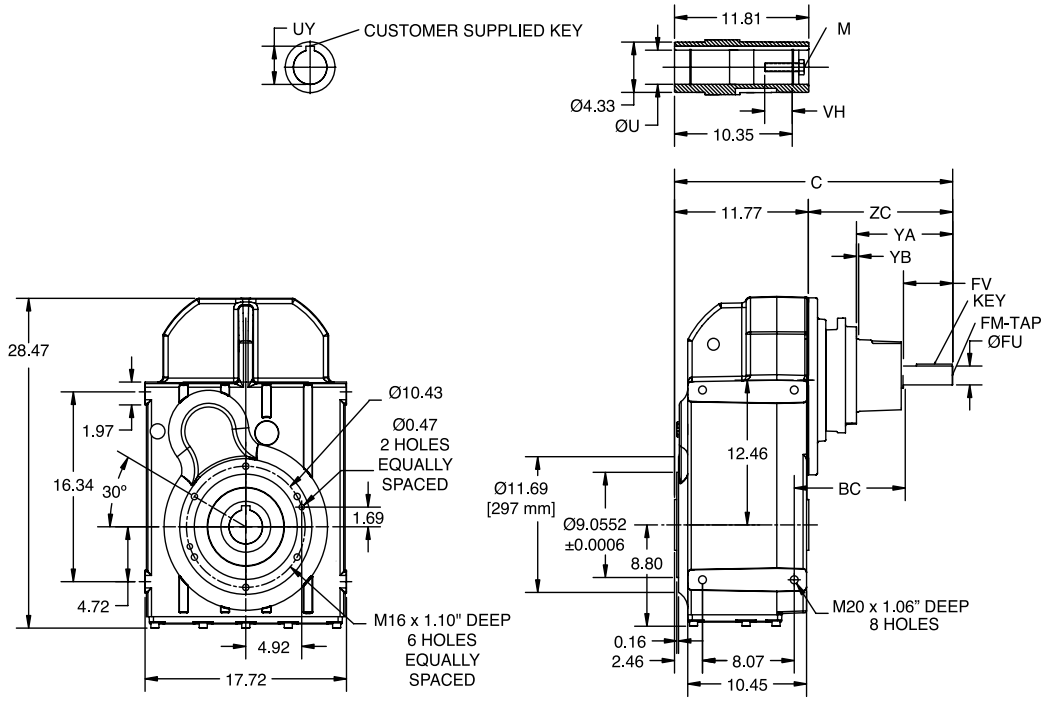
ILH

RHB

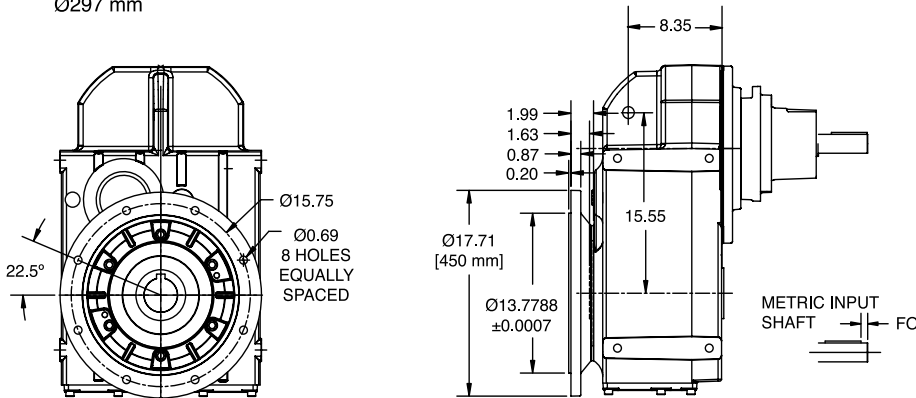
MSM

MOTORIZED SHAFT MOUNT REDUCER (MSM) Separate - Universal Mounting - Clamp Collar / 3 Piece Coupled Double/Triple Reduction Straight Hollow Bore Output Shaft

SIZE: MW128



B14 OUTPUT FLANGE
 Ø297 mm



B5 OUTPUT FLANGE
 Ø450 mm

NOMENCLATURE PAGE MSM-4	MOUNTING POSITIONS PAGE MSM-10	STOCK/NON-STOCK PART NUMBERS PAGE MSM-57	WEIGHTS PAGE MSM-250
----------------------------	-----------------------------------	---	-------------------------

DIMENSIONS



MOTORIZED SHAFT MOUNT REDUCER (MSM) Separate - Universal Mounting - Clamp Collar / 3 Piece Coupled Double/Triple Reduction Straight Hollow Bore Output Shaft

SIZE: MW128

STANDARD HOLLOW OUTPUT SHAFT

Dimension - Inch/MM

ØU	tol.	UY	VH	KEY	M
2.750	+0.0012 +0.0004	3.04	2.51	5/8 x 5/8 x 6-1/8	3/4-10 x 3 UNC
70	+0.029 +0.010	75	68	20 x 12 x 110	M20 x 80

OPTIONAL HOLLOW OUTPUT SHAFT

Dimension - Inch/MM

ØU	tol.	UY	VH	KEY	M
2.9375	+0.0012 +0.0004	3.27	2.31	3/4 x 3/4 x 4-7/8	3/4-10 x 3 UNC
80	+0.029 +0.010	85	67	22 x 14 x 125	M20 x 85

SEPARATE INPUT

Dimension - Inch/MM

	MW128 Double		MW128 Triple		DOUBLE/ TRIPLE							
	C	ZC	C	ZC	FO	FM x DEPTH	ØFU	tol.	FV	YA	YB	Key
90	---	---	18.92	7.15	---	5/16-18 UNC x 0.75	0.875	+0.0000 -0.0005	1.97	2.80	0.16	3/16 x 3/16 x 1-5/8
	---	---	481	182	5	M8 x 19	24	+0.015 +0.002	50			8 x 7 x 40
100	18.13	6.36	19.55	7.78	---	3/8-16 UNC x 0.87	1.125	+0.0000 -0.0005	2.36	3.27	0.16	1/4 x 1/4 x 2
	461	162	497	198	5	M10 x 22	28	+0.015 +0.002	60			8 x 7 x 50
112	18.03	6.26	19.37	7.60	---	3/8-16 UNC 0.87	1.250	+0.0000 -0.0005	2.36	3.27	0.16	1/4 x 1/4 x 2
	458	159	492	193	5	M10 x 22	28	+0.015 +0.002	60			8 x 7 x 50
132	21.32	9.55	22.66	10.89	---	3/8-16 UNC x 110	1.375	+0.0000 -0.0005	3.15	6.61	0.14	5/16 x 5/16 x 2-3/4
	542	243	576	277	5	M12 x 28	38	+0.018 +0.002	80			10 x 8 x 70
160	22.83	11.06	24.29	12.52	---	5/8-11 UNC x 1.42	1.625	+0.0000 -0.0010	4.33	8.46	0.14	3/8 x 3/8 x 3-1/2
	580	281	617	318	10	M16 x 36	42	+0.018 +0.002	110			12 x 8 x 90
180	23.76	11.99	25.22	13.44	---	3/4-10 UNC x 1.65	2.125	+0.0000 -0.0010	4.33	9.25	0.16	1/2 x 1/2 x 3-5/8
	604	305	641	342	10	M20 x 42	55	+0.030 +0.011	110			16 x 10 x 90
225	24.84	13.07	---	---	---	3/4-10 UNC x 1.65	2.125	+0.0000 -0.0010	4.33	9.02	0.14	1/2 x 1/2 x 3-5/8
	661	362	---	---	15	M20 x 42	60	+0.030 +0.011	140			259

Refer to page ENGINEERING-4 for Input Shaft and Flange details.
Refer to page ENGINEERING-8 and ENGINEERING-9 for driven shaft dimensions.
Refer to page MSM-233 for Twin Tapered Bushing details.

NOMENCLATURE PAGE MSM-4	MOUNTING POSITIONS PAGE MSM-10	STOCK/NON-STOCK PART NUMBERS PAGE MSM-57	WEIGHTS PAGE MSM-250
----------------------------	-----------------------------------	---	-------------------------

DIMENSIONS



MOTORIZED SHAFT MOUNT REDUCER (MSM)

SIZE: MW128

Integral Gearmotor - Universal Mounting
 Double/Triple Reduction
 Straight Hollow Bore Output Shaft

STANDARD HOLLOW OUTPUT SHAFT

Dimension - Inch/MM

ØU	tol.	UY	VH	KEY	M
2.750	+0.0012 +0.0004	3.04	2.51	5/8 x 5/8 x 6-1/8	3/4-10 x 3 UNC
70	+0.029 +0.010	75	68	20 x 12 x 110	M20 x 80

OPTIONAL HOLLOW OUTPUT SHAFT

Dimension - Inch/MM

ØU	tol.	UY	VH	KEY	M
2.9375	+0.0012 +0.0004	3.27	2.31	3/4 x 3/4 x 4-7/8	3/4-10 x 3 UNC
80	+0.029 +0.010	85	67	22 x 14 x 125	M20 x 85

MOTOR

Dimension - Inch/MM

Frame	MW128 Double		MW128 Triple		P	AB
	C	LB	C	LB		
90H4	-	-	23.32	2.52	7.19	5.79
			593	64	183	148
90I4	-	-	24.2	2.52	7.19	5.79
			615	64	183	148
100J4	24.78	2.91	26.2	2.91	7.19	5.79
	630	74	666	74	183	148
112L4	26.38	2.91	27.71	2.91	8.6	6.88
	671	74	704	74	219	175
132M4	27.89	3.9	29.23	3.9	10.28	8.09
	709	99	743	99	262	206
132N4	29.39	3.9	30.73	3.9	10.28	8.09
	747	99	781	99	262	206

Refer to page ENGINEERING-8 and ENGINEERING-9 for driven shaft dimensions.
 Refer to page MSM-233 for Twin Tapered Bushing details.

NOMENCLATURE PAGE MSM-4	MOUNTING POSITIONS PAGE MSM-10	STOCK/NON-STOCK PART NUMBERS PAGE MSM-57	WEIGHTS PAGE MSM-250
----------------------------	-----------------------------------	---	-------------------------

DIMENSIONS



MOTORIZED SHAFT MOUNT REDUCER (MSM) NEMA C-Face - Universal Mounting - Clamp Collar / 3 Piece Coupled Double/Triple Reduction Solid Output Shaft

SIZE: MW148

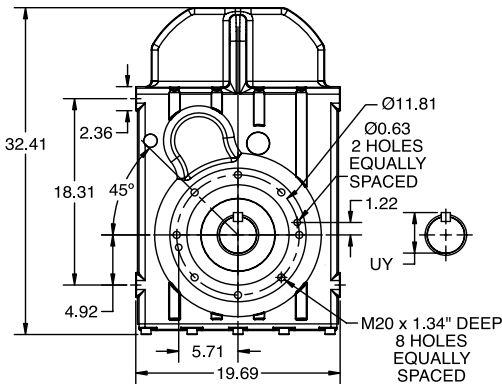
QUANTIS

QUANTIS GOLD

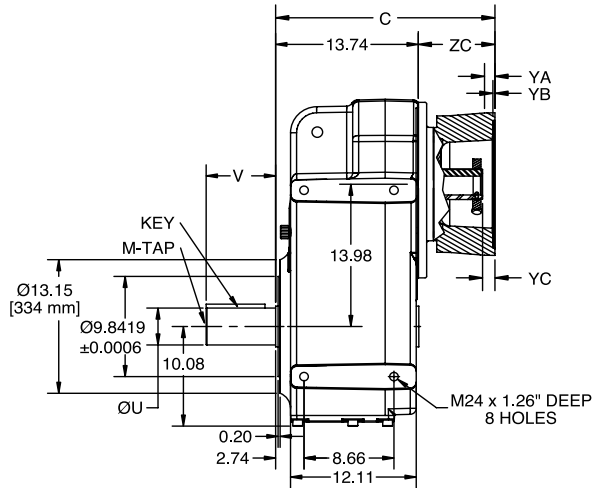
ILH

RHB

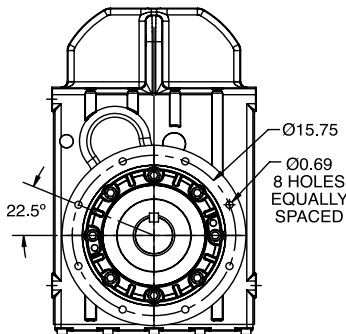
MSM



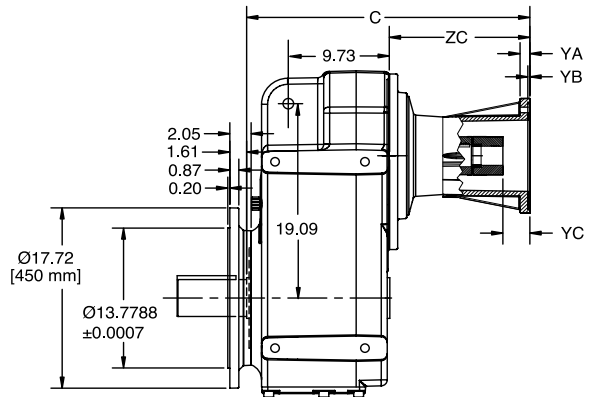
B14 OUTPUT FLANGE
 $\text{Ø}334$ mm



CLAMP COLLAR

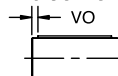


B5 OUTPUT FLANGE
 $\text{Ø}450$ mm



THREE-PIECE COUPLED

METRIC OUTPUT SHAFT



NOMENCLATURE
PAGE MSM-4

MOUNTING POSITIONS
PAGE MSM-10

STOCK/NON-STOCK PART NUMBERS
PAGE MSM-57

WEIGHTS
PAGE MSM-250

DIMENSIONS



MOTORIZED SHAFT MOUNT REDUCER (MSM) NEMA C-Face - Universal Mounting - Clamp Collar / 3 Piece Coupled Double/Triple Reduction Solid Output Shaft

SIZE: MW148

STANDARD SOLID OUTPUT SHAFT

Dimension - Inch/MM

ØU	tol.	UY	V	VO	KEY	M-TAP x DEPTH
3.625	+0.0000 -0.0010	4.01	6.69	-	7/8 x 7/8 x 5-1/4	1-8 UNC x 1.97
90	+0.035 +0.013	95	170	15	25 x 14 x 140	M24 x 50

OPTIONAL SOLID OUTPUT SHAFT

Dimension - Inch/MM

ØU	tol.	UY	V	VO	KEY	M-TAP x DEPTH
4.000	+0.0000 -0.0010	4.44	8.27	-	1 x 1 x 7-1/8	1-8 UNC x 1.97
100	+0.035 +0.013	106	210	15	28 x 16 x 180	M24 x 50

NEMA MOTOR ADAPTER - CLAMP COLLAR

Dimension - Inch

	MW148 Double		MW148 Triple		DOUBLE / TRIPLE		
	C	ZC	C	ZC	YA	YB	YC
180TC	-	-	18.54	4.80	0.73	0.22	0.91
210TC	18.64	4.90	20.13	6.39	0.69	0.22	0.89
250TC	18.61	4.87	20.10	6.36	0.95	0.20	1.13
280TC	19.53	5.79	20.03	7.29	0.95	0.20	1.30
320TC	21.14	7.40	22.66	8.92	1.02	0.20	1.19
360TC	22.65	8.91	-	-	1.02	0.20	1.48

NEMA MOTOR ADAPTER - 3 PIECE COUPLED

Dimension - Inch

	MW148 Double		MW148 Triple		DOUBLE / TRIPLE		
	C	ZC	C	ZC	YA	YB	YC
180TC	-	-	22.13	8.39	0.73	0.22	1.65
210TC	22.48	8.74	23.97	10.23	0.87	0.22	2.01
250TC	24.27	10.53	25.76	12.02	0.95	0.20	2.17
280TC	27.08	13.34	28.58	14.84	0.95	0.20	2.57
320TC	29.56	15.82	31.08	17.34	1.02	0.20	2.99
360TC	30.63	16.89	-	-	1.02	0.20	3.26

Refer to page ENGINEERING-2 for Input Shaft and Flange details.

NOMENCLATURE PAGE MSM-4	MOUNTING POSITIONS PAGE MSM-10	STOCK/NON-STOCK PART NUMBERS PAGE MSM-57	WEIGHTS PAGE MSM-250
----------------------------	-----------------------------------	---	-------------------------

DIMENSIONS



MOTORIZED SHAFT MOUNT REDUCER (MSM)

SIZE: MW148

IEC D Flange (B5 Input) - Universal Mounting - Clamp Collar / 3 Piece Coupled
Double/Triple Reduction
Solid Output Shaft

STANDARD SOLID OUTPUT SHAFT

Dimension - Inch/MM

ØU	tol.	UY	V	VO	KEY	M-TAP x DEPTH
3.625	+0.0000 -0.0010	4.01	6.69	-	7/8 x 7/8 x 5-1/4	1-8 UNC x 1.97
90	+0.035 +0.013	95	170	15	25 x 14 x 140	M24 x 50

OPTIONAL SOLID OUTPUT SHAFT

Dimension - Inch/MM

ØU	tol.	UY	V	VO	KEY	M-TAP x DEPTH
4.000	+0.0000 -0.0010	4.44	8.27	-	1 x 1 x 7-1/8	1-8 UNC x 1.97
100	+0.035 +0.013	106	210	15	28 x 16 x 180	M24 x 50

IEC MOTOR ADAPTER - CLAMP COLLAR

Dimension - Inch

	MW148 Double		MW148 Triple		DOUBLE/ TRIPLE
	C	ZC	C	ZC	YC
100D	---	---	16.97	3.23	0.28
112D	---	---	17.17	3.43	0.28
132D	17.20	3.46	18.70	4.96	0.87
160D	18.72	4.98	20.22	6.48	0.79
180D	19.37	5.63	20.87	7.13	0.85
200D	19.76	6.02	21.26	7.52	1.18

IEC MOTOR ADAPTER - 3 PIECE COUPLED

Dimension - Inch

	MW148 Double		MW148 Triple		DOUBLE/ TRIPLE
	C	ZC	C	ZC	YC
100D	---	---	21.79	8.05	1.18
112D	---	---	21.61	7.87	1.18
132D	22.46	8.72	23.96	10.22	1.77
160D	24.90	11.16	26.40	12.66	2.60
180D	27.00	13.27	28.50	14.76	2.32
200D	27.05	13.31	28.54	14.80	2.36
225D	30.33	16.59	31.83	18.09	3.54
250D	30.51	16.77	---	---	2.95

Refer to page ENGINEERING-3 for Input Shaft and Flange details

NOMENCLATURE PAGE MSM-4	MOUNTING POSITIONS PAGE MSM-10	STOCK/NON-STOCK PART NUMBERS PAGE MSM-57	WEIGHTS PAGE MSM-250
----------------------------	-----------------------------------	---	-------------------------

DIMENSIONS



MOTORIZED SHAFT MOUNT REDUCER (MSM)

SIZE: MW148

Separate - Universal Mounting
Double/Triple Reduction
Solid Output Shaft

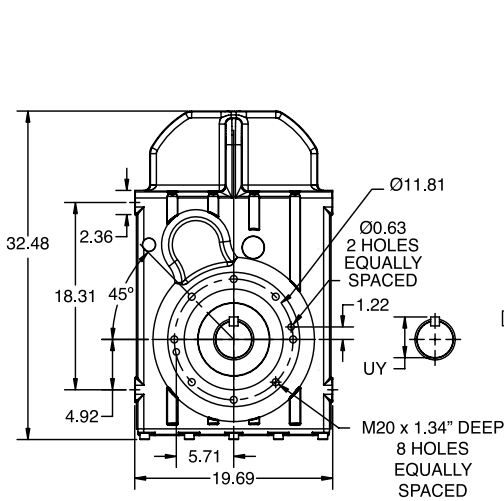
QUANTIS

QUANTIS GOLD

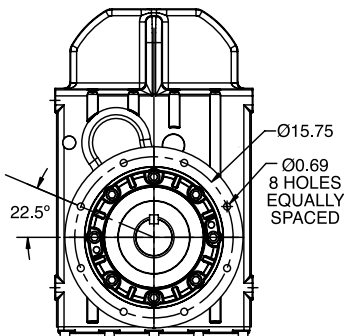
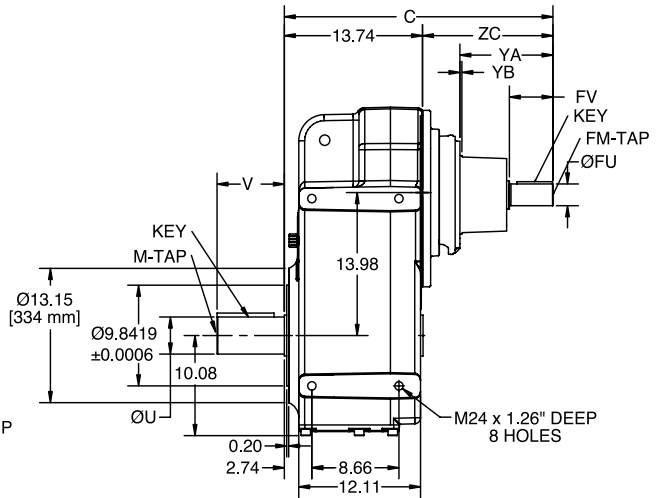
ILH

RHB

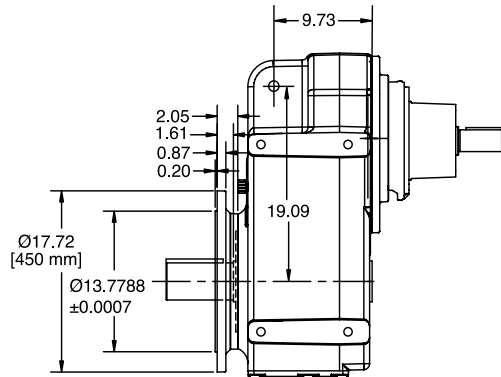
MSM



B14 OUTPUT FLANGE
Ø334 mm

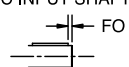
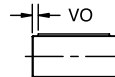


B5 OUTPUT FLANGE
Ø450 mm



METRIC OUTPUT SHAFT

METRIC INPUT SHAFT



NOMENCLATURE
PAGE MSM-4

MOUNTING POSITIONS
PAGE MSM-10

STOCK/NON-STOCK PART NUMBERS
PAGE MSM-57

WEIGHTS
PAGE MSM-250

DIMENSIONS



MOTORIZED SHAFT MOUNT REDUCER (MSM)

SIZE: MW148

Separate - Universal Mounting
Double/Triple Reduction
Solid Output Shaft

STANDARD SOLID OUTPUT SHAFT

Dimension - Inch/MM

ØU	tol.	UY	V	VO	KEY	M-TAP x DEPTH
3.625	+0.0000 -0.0010	4.01	6.69	-	7/8 x 7/8 x 5-1/4	1-8 UNC x 1.97
90	+0.035 +0.013	95	170	15	25 x 14 x 140	M24 x 50

OPTIONAL SOLID OUTPUT SHAFT

Dimension - Inch/MM

ØU	tol.	UY	V	VO	KEY	M-TAP x DEPTH
4.000	+0.0000 -0.0010	4.44	8.27	-	1 x 1 x 7-1/8	1-8 UNC x 1.97
100	+0.035 +0.013	106	210	15	28 x 16 x 180	M24 x 50

SEPARATE INPUT

Dimension - Inch/MM

	MW148 Double		MW148 Triple		DOUBLE/TRIPLE							
	C	ZC	C	ZC	FO	FM x DEPTH	ØFU	tol.	FV	YA	YB	Key
100	---	---	21.32	7.58	---	3/8-16 UNC x 0.87	1.125	+0.0000 -0.0005	2.36	3.27	0.16	1/4 x 1/4 x 2
	---	---	542	193	5	M10 x 22	28	+0.015 +0.002	60			8 x 7 x 50
112	---	---	21.22	7.48	---	3/8-16 UNC 0.87	1.25	+0.0000 -0.0005	2.36	3.27	0.16	1/4 x 1/4 x 2
	---	---	539	190	5	M10 x 22	28	+0.015 +0.002	60			8 x 7 x 50
132	22.97	9.23	24.47	10.73	---	3/8-16 UNC x 1.10	1.375	+0.0000 -0.0005	3.15	6.61	0.14	6/16 x 5/16 x 2-3/4
	584	235	622	273	5	M12 x 28	38	+0.018 +0.002	80			10 x 8 x 70
160	24.51	10.77	26.00	12.26	---	5/8-11 UNC x 1.42	1.625	+0.0000 -0.0010	4.33	8.46	0.14	3/8 x 3/8 x 3-1/2
	623	274	661	312	10	M16 x 36	42	+0.018 +0.002	110			12 x 8 x 90
180	25.43	11.69	26.93	13.19	---	3/4-10 UNC x 1.65	2.125	+0.0000 -0.0010	4.33	9.25	0.16	1/2 x 1/2 x 3-5/8
	646	297	684	335	10	M20 x 42	55	+0.030 +0.011	110			16 x 10 x 90
225	26.52	12.78	28.01	14.27	---	3/4-10 UNC x 1.65	2.125	+0.0000 -0.0010	4.33	9.02	0.14	1/2 x 1/2 x 3-5/8
	703	355	741	393	15	M20 x 42	60	+0.030 +0.011	140			259
250	27.68	13.94	---	---	---	3/4-10 UNC x 1.65	2.375	+0.0000 -0.0010	5.51	10.20	0.14	5/8 x 5/8 x 4-9/16
	703	354	---	---	15	M20 x 42	65	+0.030 +0.011	140			18 x 11 x 110

Refer to page ENGINEERING-4 for Input Shaft and Flange details.

NOMENCLATURE PAGE MSM-4	MOUNTING POSITIONS PAGE MSM-10	STOCK/NON-STOCK PART NUMBERS PAGE MSM-57	WEIGHTS PAGE MSM-250
----------------------------	-----------------------------------	---	-------------------------

DIMENSIONS



MOTORIZED SHAFT MOUNT REDUCER (MSM)

SIZE: MW148

Integral Gearmotor - Universal Mounting
Double/Triple Reduction
Solid Output Shaft

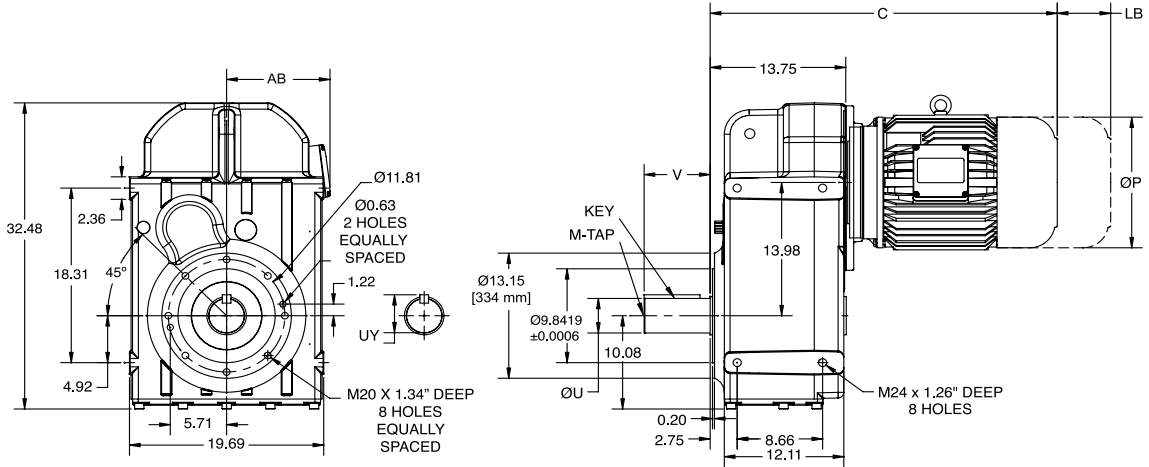
QUANTIS

QUANTIS GOLD

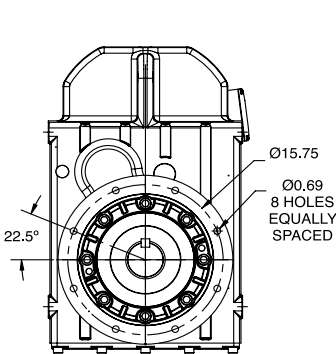
ILH

RHB

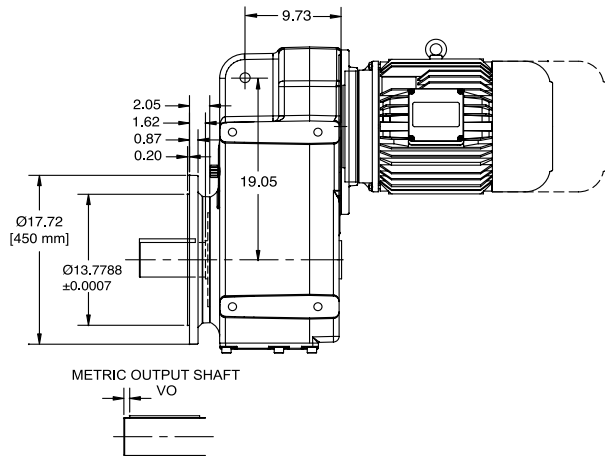
MSM



B14 OUTPUT FLANGE
Ø334 mm



B5 OUTPUT FLANGE
Ø450 mm



NOMENCLATURE PAGE MSM-4	MOUNTING POSITIONS PAGE MSM-10	STOCK/NON-STOCK PART NUMBERS PAGE MSM-57	WEIGHTS PAGE MSM-250
----------------------------	-----------------------------------	---	-------------------------

DIMENSIONS



MOTORIZED SHAFT MOUNT REDUCER (MSM)

SIZE: MW148

Integral Gearmotor - Universal Mounting
Double/Triple Reduction
Solid Output Shaft

STANDARD SOLID OUTPUT SHAFT

Dimension - Inch/MM

ØU	tol.	UY	V	VO	KEY	M-TAP x DEPTH
3.625	+0.0000 -0.0010	4.01	6.69	-	7/8 x 7/8 x 5-13/16	1-8 UNC x 1.97
90	+0.035 +0.013	95	170	15	25 x 14 x 140	M24 x 50

OPTIONAL SOLID OUTPUT SHAFT

Dimension - Inch/MM

ØU	tol.	UY	V	VO	KEY	M-TAP x DEPTH
4.000	+0.0000 -0.0010	4.44	8.27	-	1 x 1 x 7	1-8 UNC x 1.97
100	+0.035 +0.013	106	210	15	28 x 16 x 180	M24 x 50

MOTOR

Dimension -Inch/ MM

Frame	MW148 Double		MW148 Triple		P	AB
	C	LB	C	LB		
100J4	-	-	27.97	2.91	7.19	5.79
			711	74	183	148
112L4	-	-	29.56	2.91	8.6	6.88
			751	74	219	175
132M4	29.55	3.9	31.04	3.9	10.28	8.09
	751	99	789	99	262	206
132N4	31.05	3.9	32.54	3.9	10.28	8.09
	789	99	827	99	262	206

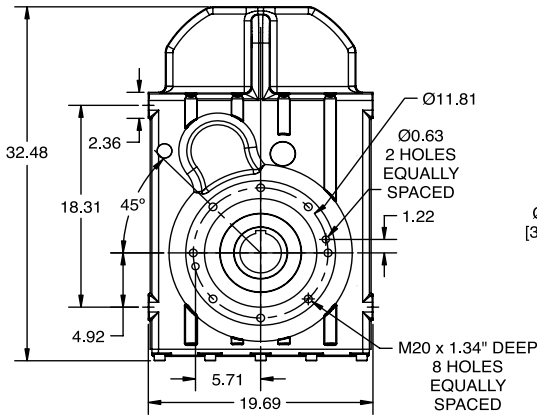
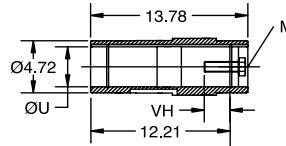
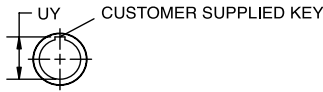
NOMENCLATURE PAGE MSM-4	MOUNTING POSITIONS PAGE MSM-10	STOCK/NON-STOCK PART NUMBERS PAGE MSM-57	WEIGHTS PAGE MSM-250
----------------------------	-----------------------------------	---	-------------------------

DIMENSIONS

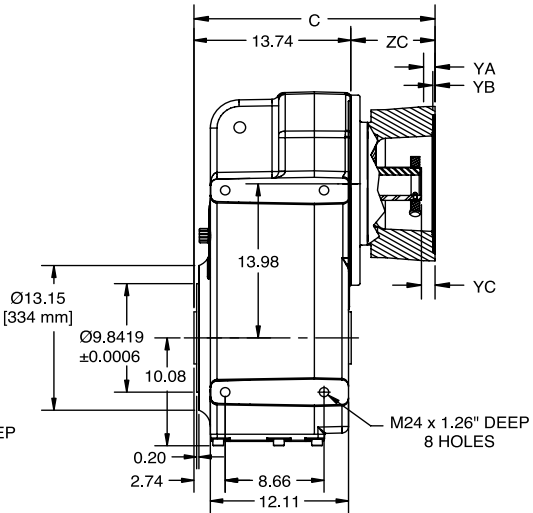


MOTORIZED SHAFT MOUNT REDUCER (MSM) NEMA C-Face - Universal Mounting - Clamp Collar / 3 Piece Coupled Double/Triple Reduction Straight Hollow Bore Output Shaft

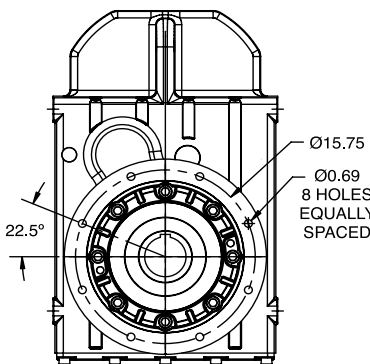
SIZE: MW148



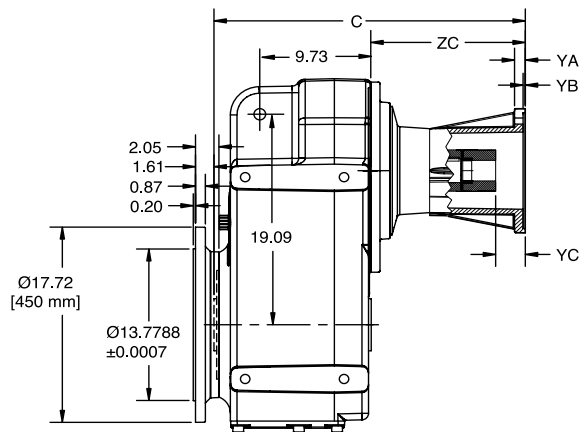
B14 OUTPUT FLANGE
Ø334 mm



CLAMP COLLAR



B5 OUTPUT FLANGE
Ø450 mm



THREE-PIECE COUPLED

NOMENCLATURE
PAGE MSM-4

MOUNTING POSITIONS
PAGE MSM-10

STOCK/NON-STOCK PART NUMBERS
PAGE MSM-57

WEIGHTS
PAGE MSM-250

DIMENSIONS



MOTORIZED SHAFT MOUNT REDUCER (MSM) NEMA C-Face - Universal Mounting - Clamp Collar / 3 Piece Coupled Double/Triple Reduction Straight Hollow Bore Output Shaft

SIZE: MW148

STANDARD HOLLOW OUTPUT SHAFT

Dimension - Inch/MM

ØU	tol.	UY	VH	KEY	M
3.625	+0.0012 -0.0004	3.84	2.31	7/8 x 11/16 x 7-1/16	1-8 x 3 UNC
80	+0.034 +0.0012	120	68	22 x 14 x 125	M20 x 85

OPTIONAL HOLLOW OUTPUT SHAFT

Dimension -Inch/ MM

ØU	tol.	UY	VH	KEY	M
3.4375	+0.0014 -0.0005	3.82	2.29	7/8 x 3/4 x 7-7/16	1-8 x 3 UNC
90	+0.034 +0.012	95	77	22 x 14 x 140	M24 x 95

NEMA MOTOR ADAPTER - CLAMP COLLAR

Dimension - Inch

	MW148 Double		MW148 Triple		DOUBLE / TRIPLE		
	C	ZC	C	ZC	YA	YB	YC
180TC	-	-	18.54	4.80	0.73	0.22	0.91
210TC	18.64	4.90	20.13	6.39	0.69	0.22	0.89
250TC	18.61	4.87	20.10	6.36	0.95	0.20	1.13
280TC	19.53	5.79	21.03	7.29	0.95	0.20	1.30
320TC	21.14	7.40	22.66	8.92	1.02	0.20	1.19
360TC	22.65	8.91	-	-	1.02	0.20	1.48

NEMA MOTOR ADAPTER - 3 PIECE COUPLED (D)

Dimension - Inch

	MW148 Double		MW148 Triple		DOUBLE / TRIPLE		
	C	ZC	C	ZC	YA	YB	YC
180TC	-	-	22.13	8.39	0.73	0.22	1.65
210TC	22.48	8.74	23.97	10.23	0.87	0.22	2.01
250TC	24.27	10.53	25.76	12.02	0.95	0.20	2.17
280TC	27.08	13.34	28.58	14.84	0.95	0.20	2.57
320TC	29.56	15.82	31.08	17.34	1.02	0.20	2.99
360TC	30.63	16.89	-	-	1.02	0.20	3.26

Refer to page ENGINEERING-2 for Input Shaft and Flange details.

Refer to page ENGINEERING-8 and ENGINEERING-9 for driven shaft dimensions.

Refer to page MSM-234 for Twin Tapered Bushing details.

NOMENCLATURE PAGE MSM-4	MOUNTING POSITIONS PAGE MSM-10	STOCK/NON-STOCK PART NUMBERS PAGE MSM-57	WEIGHTS PAGE MSM-250
----------------------------	-----------------------------------	---	-------------------------

DIMENSIONS



QUANTIS

QUANTIS GOLD

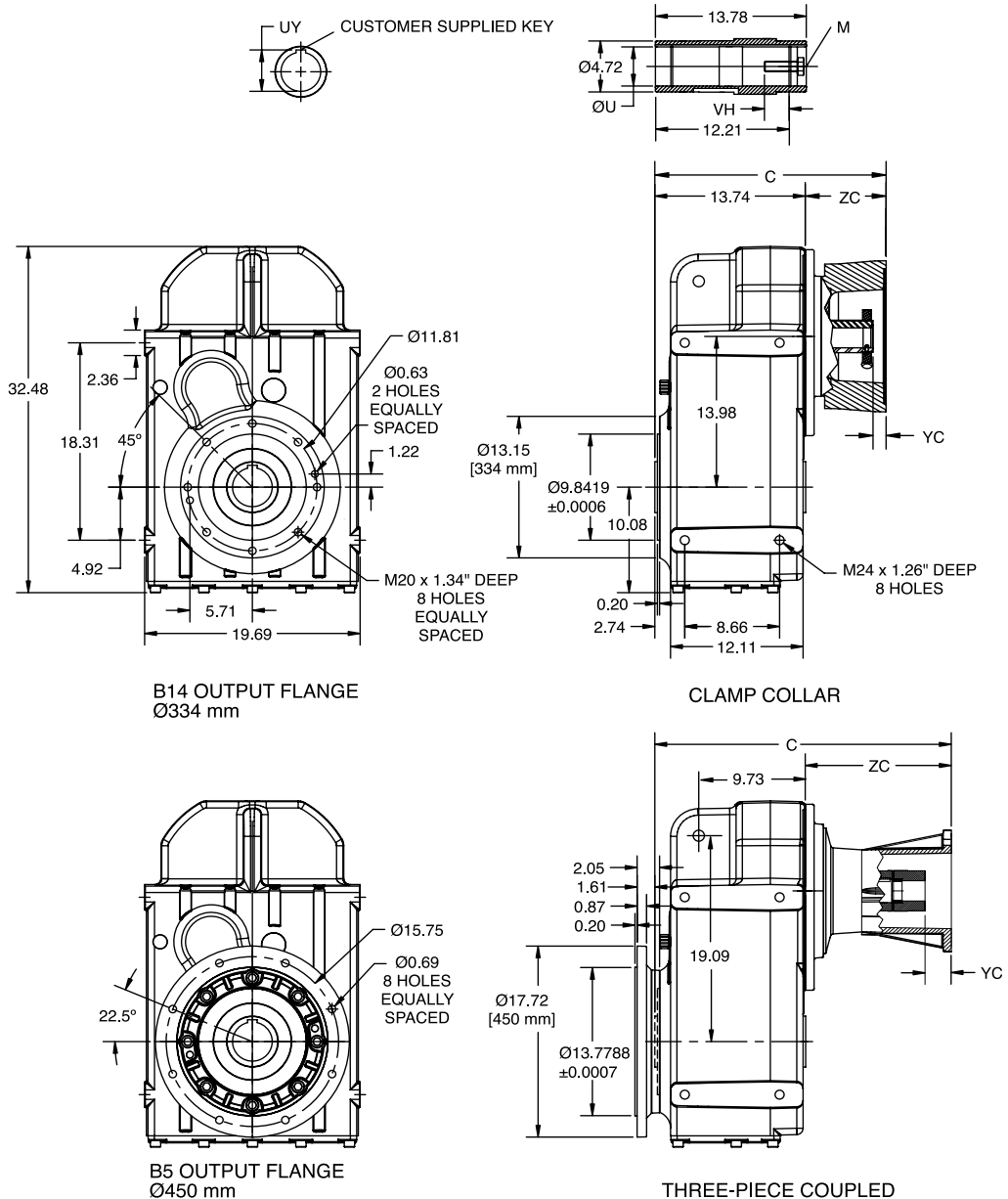
ILH

RHB

MSM

MOTORIZED SHAFT MOUNT REDUCER (MSM) IEC D Flange (B5 Input) - Universal Mounting - Clamp Collar / 3 Piece Coupled Double/Triple Reduction Straight Hollow Bore Output Shaft

SIZE: MW148



NOMENCLATURE PAGE MSM-4	MOUNTING POSITIONS PAGE MSM-10	STOCK/NON-STOCK PART NUMBERS PAGE MSM-57	WEIGHTS PAGE MSM-250
----------------------------	-----------------------------------	---	-------------------------

DIMENSIONS



MOTORIZED SHAFT MOUNT REDUCER (MSM)

SIZE: MW148

IEC D Flange (B5 Input) - Universal Mounting - Clamp Collar / 3 Piece Coupled
Double/Triple Reduction
Straight Hollow Bore Output Shaft

STANDARD HOLLOW OUTPUT SHAFT

Dimension - Inch/MM

ØU	tol.	UY	VH	KEY	M-TAP
3.625	0.001 -0.000	3.84	2.31	7/8 x 11/16 x 7-1/16	1-8 x 3 UNC
80	0.034 0.001	120	68	22 x 14 x 125	M20 x 85

OPTIONAL HOLLOW OUTPUT SHAFT

Dimension - Inch/ MM

ØU	tol.	UY	VH	KEY	M-TAP
3.438	0.001 -0.001	3.82	2.29	7/8 x 3/4 x 7-7/16	1-8 x 3 UNC
90	0.034 0.012	95	77	22 x 14 x 140	M24 x 95

IEC MOTOR ADAPTER - CLAMP COLLAR

Dimension - Inch

	MW148 Double		MW148 Triple		DOUBLE/ TRIPLE
	C	ZC	C	ZC	YC
100D	---	---	16.97	3.23	0.28
112D	---	---	17.17	3.43	0.28
132D	17.20	3.46	18.70	4.96	0.87
160D	18.72	4.98	20.22	6.48	0.79
180D	19.37	5.63	20.87	7.13	0.83
200D	19.76	6.02	21.26	7.52	1.18

IEC MOTOR ADAPTER - 3 PIECE COUPLED

Dimension - Inch

	MW148 Double		MW148 Triple		DOUBLE/ TRIPLE
	C	ZC	C	ZC	YC
100D	---	---	21.79	8.05	1.18
112D	---	---	21.61	7.87	1.18
132D	22.46	8.72	23.96	10.22	1.77
160D	24.90	11.16	26.40	12.66	2.60
180D	27.00	13.27	28.50	14.76	2.32
200D	27.05	13.31	28.54	14.80	2.36
225D	30.33	16.59	31.83	18.09	3.54
250D	30.51	16.77	---	---	2.95

Refer to page ENGINEERING-3 for Input Shaft and Flange details.

Refer to page ENGINEERING-8 and ENGINEERING-9 for driven shaft dimensions.

Refer to page MSM-234 for Twin Tapered Bushing details.

NOMENCLATURE PAGE MSM-4	MOUNTING POSITIONS PAGE MSM-10	STOCK/NON-STOCK PART NUMBERS PAGE MSM-57	WEIGHTS PAGE MSM-250
----------------------------	-----------------------------------	---	-------------------------

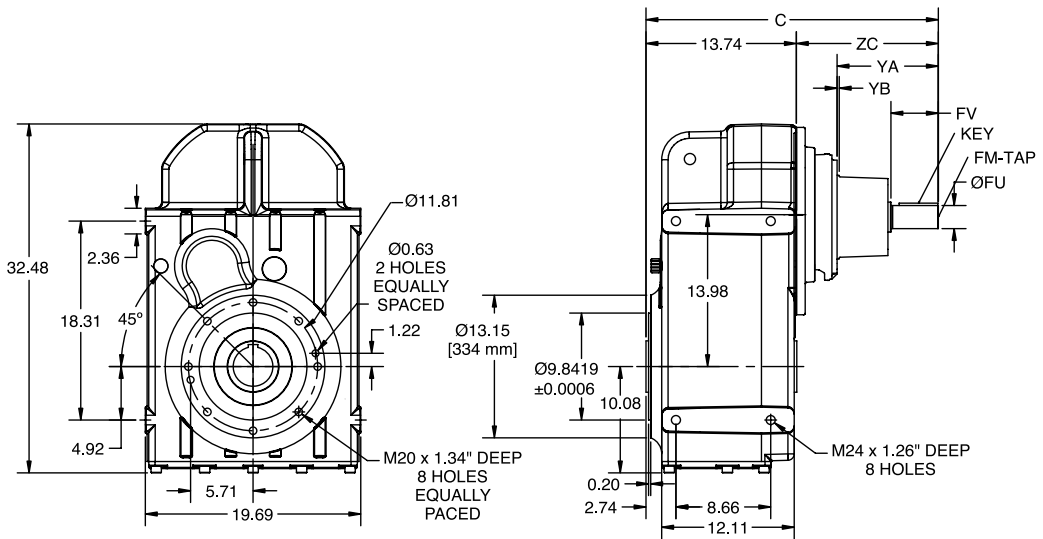
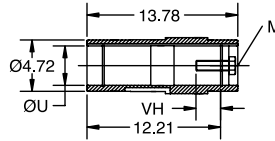
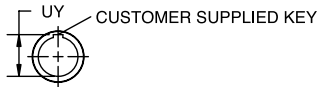
DIMENSIONS



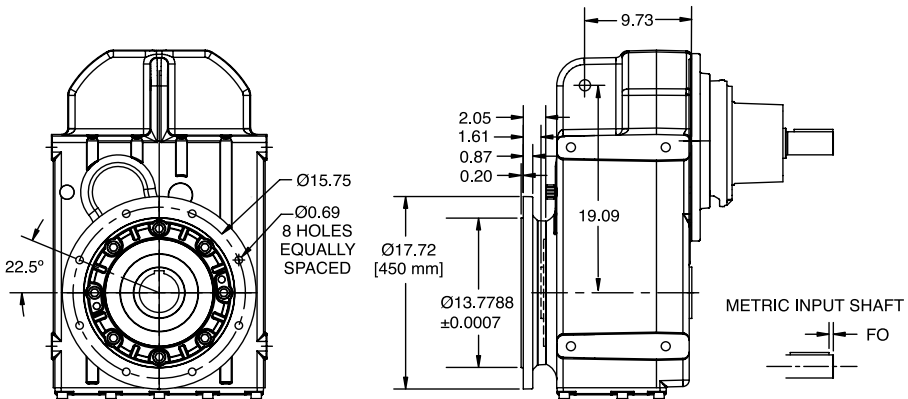
MOTORIZED SHAFT MOUNT REDUCER (MSM)

SIZE: MW148

Separate - Universal Mounting
 Double/Triple Reduction
 Straight Hollow Bore Output Shaft



B14 OUTPUT FLANGE
 Ø334 mm



B5 OUTPUT FLANGE
 Ø450 mm

NOMENCLATURE
 PAGE MSM-4

MOUNTING POSITIONS
 PAGE MSM-10

STOCK/NON-STOCK PART NUMBERS
 PAGE MSM-57

WEIGHTS
 PAGE MSM-250

DIMENSIONS



MOTORIZED SHAFT MOUNT REDUCER (MSM)

SIZE: MW148

Separate - Universal Mounting
Double/Triple Reduction
Straight Hollow Bore Output Shaft

STANDARD HOLLOW OUTPUT SHAFT

Dimension - Inch/MM

ØU	tol.	UY	VH	KEY	M
3.625	+0.0012 -0.0004	3.84	2.31	7/8 x 11/16 x 7-1/16	1-8 x 3 UNC
80	+0.034 +0.0012	120	68	22 x 14 x 125	M20 x 85

OPTIONAL HOLLOW OUTPUT SHAFT

Dimension -Inch/ MM

ØU	tol.	UY	VH	KEY	M
3.4375	+0.0014 -0.0005	3.82	2.29	7/8 x 3/4 x 7-7/16	1-8 x 3 UNC
90	+0.034 +0.012	95	77	22 x 14 x 140	M24 x 95

SEPARATE INPUT

Dimension - Inch/MM

	MW148 Double		M148 Triple		DOUBLE/ TRIPLE							
	C	ZC	C	ZC	FO	FM x DEPTH	ØFU	tol.	FV	YA	YB	Key
100	---	---	21.32	7.58	---	3/8-16 UNC x 0.87	1.125	+0.0000 -0.0005	2.36	3.27	0.16	1/4 x 1/4 x 2
	---	---	542	193	5	M10 x 22	28	+0.015 +0.002	60			8 x 7 x 50
112	---	---	21.22	7.48	---	3/8-16 UNC 0.87	1.25	+0.0000 -0.0005	2.36	3.27	0.16	1/4 x 1/4 x 2
	---	---	539	190	5	M10 x 22	28	+0.015 +0.002	60			8 x 7 x 50
132	22.97	9.23	24.47	10.73	---	3/8-16 UNC x 110	1.375	+0.0000 -0.0005	3.15	6.61	0.14	6/16 x 5/16 x 2-3/4
	584	235	622	273	5	M12 x 28	38	+0.018 +0.002	80			10 x 8 x 70
160	24.51	10.77	26.00	12.26	---	5/8-11 UNC x 1.42	1.625	+0.0000 -0.0010	4.33	8.46	0.14	3/8 x 3/8 x 3-1/2
	623	274	661	312	10	M16 x 36	42	+0.018 +0.002	110			12 x 8 x 90
180	25.43	11.69	26.93	13.19	---	3/4-10 UNC x 1.65	2.125	+0.0000 -0.0010	4.33	9.25	0.16	1/2 x 1/2 x 3-5/8
	646	297	684	335	10	M20 x 42	55	+0.030 +0.011	110			16 x 10 x 90
225	26.52	12.78	28.01	14.27	---	3/4-10 UNC x 1.65	2.125	+0.0000 -0.0010	4.33	9.02	0.14	1/2 x 1/2 x 3-5/8
	703	355	741	393	15	M20 x 42	60	+0.030 +0.011	140			259
250	27.68	13.94	---	---	15	3/4-10 UNC x 1.65	2.375	+0.0000 -0.0010	5.51	10.20	0.14	5/8 x 5/8 x 4-9/16
	703	354	---	---	15	M20 x 42	65	+0.030 +0.011	140			18 x 11 x 110

Refer to page ENGINEERING-4 for Input Shaft and Flange details.
Refer to page ENGINEERING-8 and ENGINEERING-9 for driven shaft dimensions.
Refer to page MSM-234 for Twin Tapered Bushing details.

NOMENCLATURE PAGE MSM-4	MOUNTING POSITIONS PAGE MSM-10	STOCK/NON-STOCK PART NUMBERS PAGE MSM-57	WEIGHTS PAGE MSM-250
----------------------------	-----------------------------------	---	-------------------------

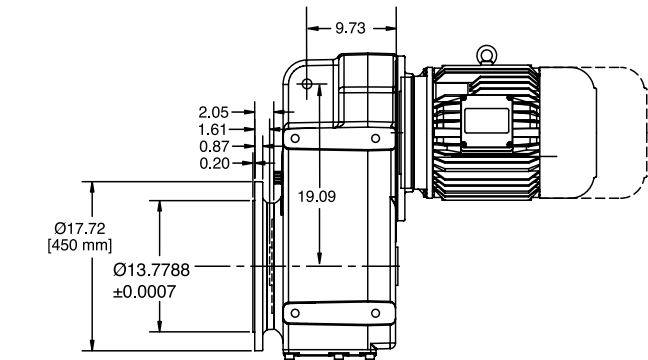
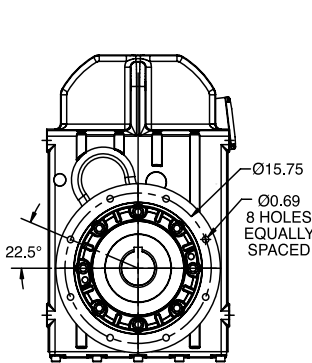
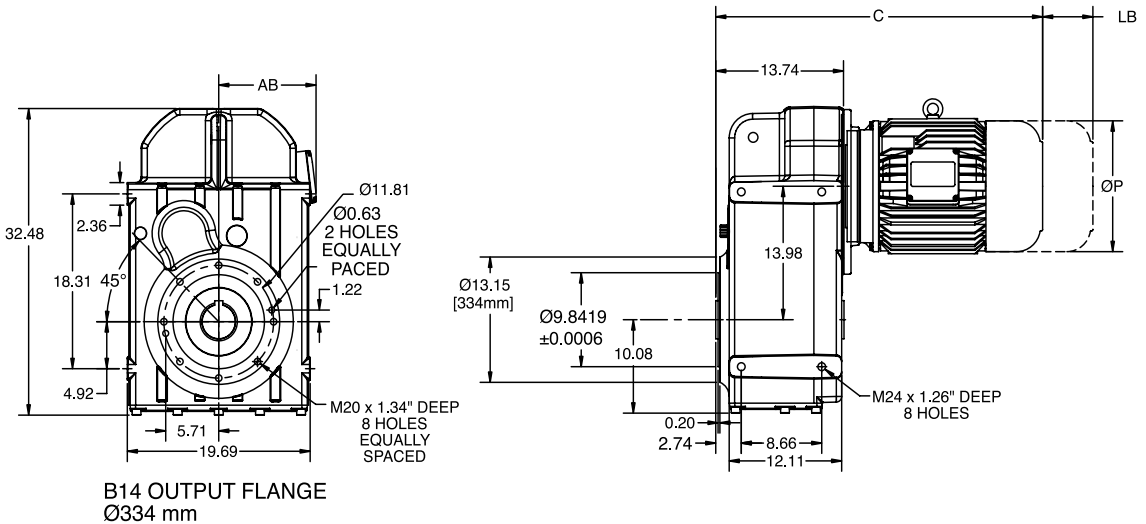
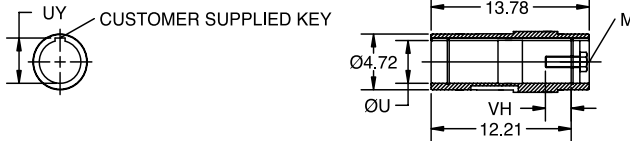
DIMENSIONS



MOTORIZED SHAFT MOUNT REDUCER (MSM)

SIZE: MW148

Integral Gearmotor - Universal Mounting
 Double/Triple Reduction
 Straight Hollow Bore Output Shaft



NOMENCLATURE PAGE MSM-4	MOUNTING POSITIONS PAGE MSM-10	STOCK/NON-STOCK PART NUMBERS PAGE MSM-57	WEIGHTS PAGE MSM-250
----------------------------	-----------------------------------	---	-------------------------

DIMENSIONS



MOTORIZED SHAFT MOUNT REDUCER (MSM)

SIZE: MW148

Integral Gearmotor - Universal Mounting
 Double/Triple Reduction
 Straight Hollow Bore Output Shaft

STANDARD HOLLOW OUTPUT SHAFT

Dimension - Inch/MM

ØU	tol.	UY	VH	KEY	M
3.625	+0.0012 +0.0004	3.84	2.31	7/8 x 11/16 x 7-1/16	1-8 x 3 UNC
80	+0.034 +0.012	85	68	22 x 14 x 125	M20 x 85

OPTIONAL HOLLOW OUTPUT SHAFT

Dimension -Inch/ MM

ØU	tol.	UY	VH	KEY	M
3.4375	+0.0014 +0.0005	3.82	2.29	7/8 x3/4 x 7-7/16	1-8 x 3 UNC
90	+0.034 +0.012	95	77	25 x 14 x 140	M24 x 95

MOTOR

Dimension -Inch/ MM

Frame	MW148 Double		MW148 Triple		P	AB
	C	LB	C	LB		
100J4	-	-	27.97	2.91	7.19	5.79
			711	74		
112L4	-	-	29.56	2.91	8.6	6.88
			751	74		
132M4	29.55	3.9	31.04	3.9	10.28	8.09
	751	99	789	99	262	206
132N4	31.05	3.9	32.54	3.9	10.28	8.09
	789	99	827	99	262	206

Refer to page ENGINEERING-8 and ENGINEERING-9 for driven shaft dimensions.
 Refer to page MSM-234 for Twin Tapered Bushing details.

NOMENCLATURE PAGE MSM-4	MOUNTING POSITIONS PAGE MSM-10	STOCK/NON-STOCK PART NUMBERS PAGE MSM-57	WEIGHTS PAGE MSM-250
----------------------------	-----------------------------------	---	-------------------------

DIMENSIONS



MOTORIZED SHAFT MOUNT REDUCER (MSM) NEMA C-Face - Universal Mounting - Clamp Collar / 3 Piece Coupled Double/Triple Reduction Solid Output Shaft

SIZE: MW168

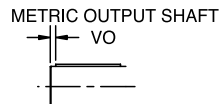
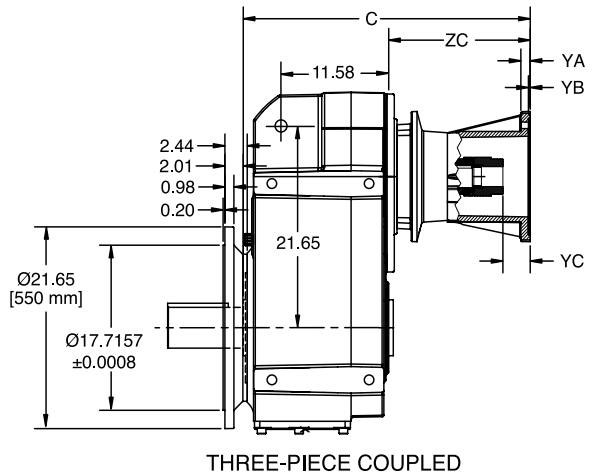
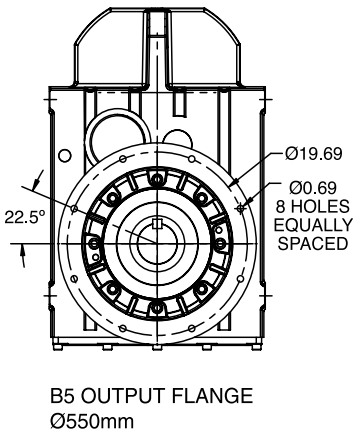
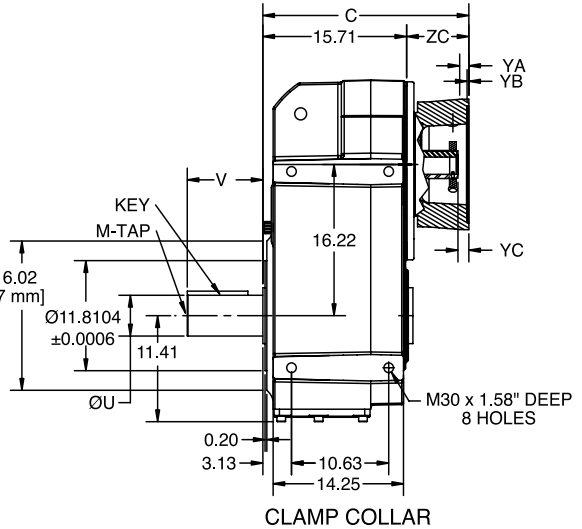
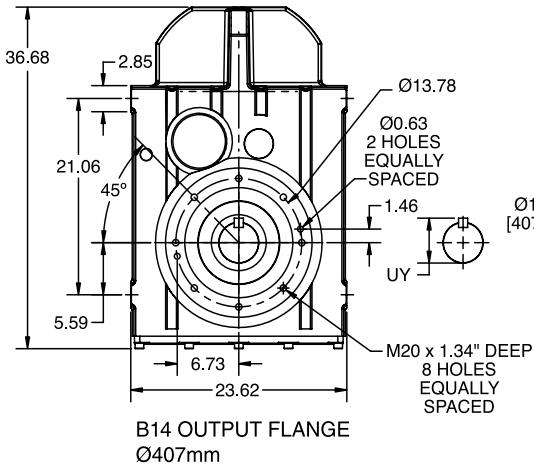
QUANTIS

QUANTIS GOLD

ILH

RHB

MSM



NOMENCLATURE PAGE MSM-4	MOUNTING POSITIONS PAGE MSM-10	STOCK/NON-STOCK PART NUMBERS PAGE MSM-57	WEIGHTS PAGE MSM-250
----------------------------	-----------------------------------	---	-------------------------

DIMENSIONS



MOTORIZED SHAFT MOUNT REDUCER (MSM) NEMA C-Face - Universal Mounting - Clamp Collar / 3 Piece Coupled Double/Triple Reduction Solid Output Shaft

SIZE: MW168

STANDARD SOLID OUTPUT SHAFT

Dimension - Inch/MM

ØU	tol.	UY	V	VO	KEY	M-TAP x DEPTH
4.375	+0.0000 -0.0010	4.82	8.27	-	1 x 1 x 6-5/8	1-8 UNC x 1.97
110	+0.035 +0.013	116	210	15	28 x 16 x 180	M24 x 50

OPTIONAL SOLID OUTPUT SHAFT

Dimension - Inch/MM

ØU	tol.	UY	V	VO	KEY	M-TAP x DEPTH
4.750	+0.0000 -0.0010	5.30	8.27	-	1-1/4 x 1-1/4 x 7	1-8 UNC x 1.97
120	+0.035 +0.013	127	210	15	32 x 18 x 180	M24 x 50

NEMA MOTOR ADAPTER - CLAMP COLLAR

Dimension - Inch

	MW168 Double		MW168 Triple		DOUBLE / TRIPLE		
	C	ZC	C	ZC	YA	YB	YC
210TC	20.04	4.33	21.65	5.94	0.69	0.22	0.89
250TC	20.00	4.30	21.71	6.00	0.95	0.20	1.13
280TC	20.93	5.22	22.54	6.84	0.95	0.20	1.30
320TC	22.56	6.85	24.17	8.47	1.02	0.20	1.19
360TC	24.05	8.34	25.67	9.96	1.02	0.20	1.48

NEMA MOTOR ADAPTER - 3 PIECE COUPLED

Dimension - Inch

	MW168 Double		MW168 Triple		DOUBLE / TRIPLE		
	C	ZC	C	ZC	YA	YB	YC
210TC	23.87	8.17	25.49	9.78	0.87	0.22	2.01
250TC	25.67	9.96	27.36	11.65	0.95	0.20	2.17
280TC	28.48	12.77	30.10	14.39	0.95	0.20	2.57
320TC	30.98	15.27	32.60	16.89	1.02	0.20	2.99
360TC	32.02	16.32	33.64	17.93	1.02	0.20	3.26

Refer to page ENGINEERING-2 for Input Shaft and Flange details

NOMENCLATURE PAGE MSM-4	MOUNTING POSITIONS PAGE MSM-10	STOCK/NON-STOCK PART NUMBERS PAGE MSM-57	WEIGHTS PAGE MSM-250
----------------------------	-----------------------------------	---	-------------------------

DIMENSIONS



MOTORIZED SHAFT MOUNT REDUCER (MSM) IEC D Flange (B5 Input) - Universal Mounting - Clamp Collar / 3 Piece Coupled Double/Triple Reduction Solid Output Shaft

SIZE: MW168

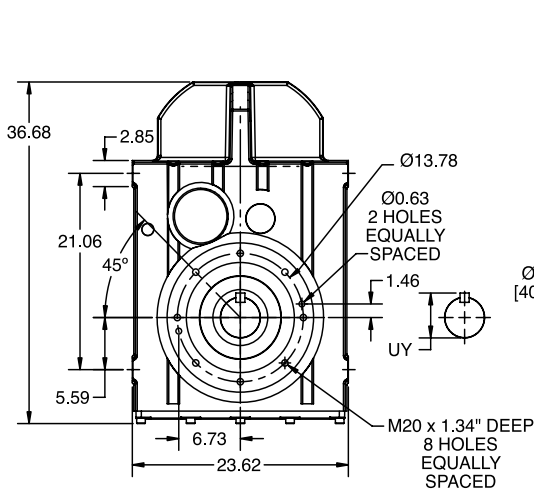
QUANTIS

QUANTIS GOLD

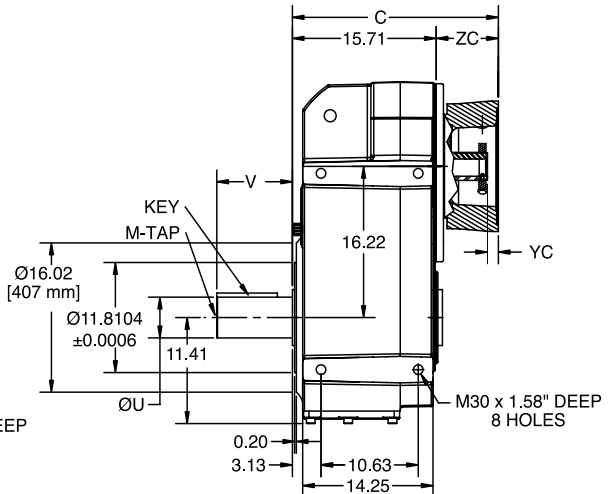
ILH

RHB

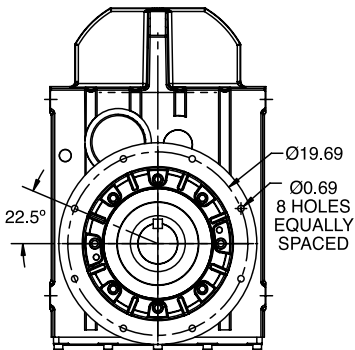
MSM



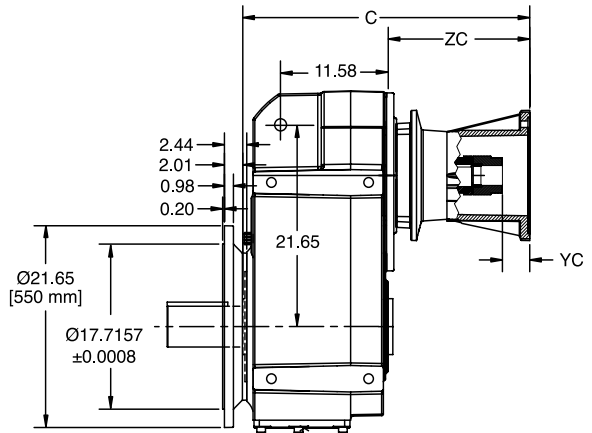
B14 OUTPUT FLANGE
Ø407 mm



CLAMP COLLAR

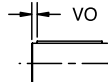


B5 OUTPUT FLANGE
Ø550 mm



THREE-PIECE COUPLED

METRIC OUTPUT SHAFT



NOMENCLATURE PAGE MSM-4	MOUNTING POSITIONS PAGE MSM-10	STOCK/NON-STOCK PART NUMBERS PAGE MSM-57	WEIGHTS PAGE MSM-250
----------------------------	-----------------------------------	---	-------------------------

DIMENSIONS



MOTORIZED SHAFT MOUNT REDUCER (MSM)

SIZE: MW168

IEC D Flange (B5 Input) - Universal Mounting - Clamp Collar / 3 Piece Coupled
Double/Triple Reduction
Solid Output Shaft

STANDARD SOLID OUTPUT SHAFT

Dimension - Inch/MM

ØU	tol.	UY	V	VO	KEY	M-TAP x DEPTH
4.375	+0.0000 -0.0010	4.82	8.27	-	1 x 1 x 6-5/8	1-8 UNC x 1.97
110	+0.035 +0.013	116	210	15	28 x 16 x 180	M24 x 50

OPTIONAL SOLID OUTPUT SHAFT

Dimension - Inch/MM

ØU	tol.	UY	V	VO	KEY	M-TAP x DEPTH
4.750	+0.0000 -0.0010	5.30	8.27	-	1-1/4 x 1-1/4 x 7	1-8 UNC x 1.97
120	+0.035 +0.013	127	210	15	32 x 18 x 180	M24 x 50

IEC MOTOR ADAPTER - CLAMP COLLAR

Dimension - Inch

	MW168 Double		MW168 Triple		DOUBLE / TRIPLE
	C	ZC	C	ZC	YC
132D	18.60	2.89	20.22	4.51	0.87
160D	20.12	4.41	21.73	6.02	0.79
180D	20.77	5.06	22.38	6.67	0.85
200D	21.16	5.45	22.78	7.07	1.18

IEC MOTOR ADAPTER - 3 PIECE COUPLED

Dimension - Inch

	MW168 Double		MW168 Triple		DOUBLE / TRIPLE
	C	ZC	C	ZC	YC
132D	23.86	8.15	25.47	9.76	1.77
160D	26.30	10.59	27.91	12.20	2.60
180D	28.41	12.70	30.02	14.31	2.32
200D	28.44	12.74	30.06	14.35	2.36
225D	31.73	16.02	33.35	17.64	3.54
250D	31.91	16.20	33.52	17.81	2.95

Refer to page ENGINEERING-3 for Input Shaft and Flange details

NOMENCLATURE PAGE MSM-4	MOUNTING POSITIONS PAGE MSM-10	STOCK/NON-STOCK PART NUMBERS PAGE MSM-57	WEIGHTS PAGE MSM-250
----------------------------	-----------------------------------	---	-------------------------

DIMENSIONS



MOTORIZED SHAFT MOUNT REDUCER (MSM)

SIZE: MW168

Separate - Universal Mounting
Double/Triple Reduction
Solid Output Shaft

STANDARD SOLID OUTPUT SHAFT

Dimension - Inch/MM

ØU	tol.	UY	V	VO	KEY	M-TAP x DEPTH
4.375	+0.0000 -0.0010	4.82	8.27	-	1 x 1 x 6-5/8	1-8 UNC x 1.97
110	+0.035 +0.013	116	210	15	28 x 16 x 180	M24 x 50

OPTIONAL SOLID OUTPUT SHAFT

Dimension - Inch/MM

ØU	tol.	UY	V	VO	KEY	M-TAP x DEPTH
4.750	+0.0000 -0.0010	5.30	8.27	-	1-1/4 x 1-1/4 x 7	1-8 UNC x 1.97
120	+0.035 +0.013	127	210	15	32 x 18 x 180	M24 x 50

SEPARATE INPUT

Dimension - Inch/MM

	MW168 Double		MW168 Triple		DOUBLE/ TRIPLE							
	C	ZC	C	ZC	FO	FM x DEPTH	ØFU	tol.	FV	YA	YB	Key
132	24.37	8.66	25.99	10.28	---	3/8-16 UNC x 110	1.375	+0.0000 -0.0005	3.15	6.61	0.14	5/16 x 5/16 x 2-3/4
	619	220	660	261	5	M12 x 28	38	+0.018 +0.002	80			10 x 8 x 70
160	25.91	10.20	27.60	11.89	---	5/8-11 UNC x 1.42	1.625	+0.0000 -0.0010	4.33	8.46	0.14	3/8 x 3/8 x 3-1/2
	658	259	701	302	10	M16 x 36	42	+0.018 +0.002	110			12 x 8 x 90
180	26.83	11.12	28.45	12.74	---	3/4-10 UNC x 1.65	2.125	+0.0000 -0.0010	4.33	9.25	0.16	1/2 x 1/2 x 3-5/8
	682	283	723	324	10	M20 x 42	55	+0.030 +0.011	110			16 x 10 x 90
225	27.91	12.21	29.53	13.82	---	3/4-10 UNC x 1.65	2.125	+0.0000 -0.0010	4.33	9.02	0.14	1/2 x 1/2 x 3-5/8
	739	340	780	381	15	M20 x 42	60	+0.030 +0.011	140			259
250	29.08	13.37	30.70	14.98	15	3/4-10 UNC x 1.65	2.375	+0.0000 -0.0010	5.51	10.20	0.14	5/8 x 5/8 x 4-9/16
	739	340	780	381	15	M20 x 42	65	+0.030 +0.011	140			18 x 11 x 110

Refer to page ENGINEERING-4 for Input Shaft and Flange details.

NOMENCLATURE PAGE MSM-4	MOUNTING POSITIONS PAGE MSM-10	STOCK/NON-STOCK PART NUMBERS PAGE MSM-57	WEIGHTS PAGE MSM-250
----------------------------	-----------------------------------	---	-------------------------

DIMENSIONS



MOTORIZED SHAFT MOUNT REDUCER (MSM)

SIZE: MW168

Integral Gearmotor - Universal Mounting
Double/Triple Reduction
Solid Output Shaft

STANDARD SOLID OUTPUT SHAFT

Dimension - Inch/MM

ØU	tol.	UY	V	VO	KEY	M-TAP x DEPTH
4.375	+0.0000 -0.0010	4.82	8.27	-	1 x 1 x 6-5/8	1-8 UNC x 1.97
110	+0.035 +0.013	116	210	15	28 x 16 x 180	M24 x 50

OPTIONAL SOLID OUTPUT SHAFT

Dimension - Inch/MM

ØU	tol.	UY	V	VO	KEY	M-TAP x DEPTH
4.750	+0.0000 -0.0010	5.30	8.27	-	1-1/4 x 1-1/4 x 7	1-8 UNC x 1.97
120	+0.035 +0.013	127	210	15	32 x 18 x 180	M24 x 50

MOTOR

Dimension - Inch/MM

Frame	MW168 Double		MW168 Triple		P	AB
	C	LB	C	LB		
132M4	30.95	3.9	32.56	3.9	10.28	8.09
	787	99	828	99	262	206
132N4	32.45	3.9	34.06	3.9	10.28	8.09
	825	99	866	99	262	206

QUANTIS

QUANTIS GOLD

ILH

RHB

MSM

NOMENCLATURE PAGE MSM-4	MOUNTING POSITIONS PAGE MSM-10	STOCK/NON-STOCK PART NUMBERS PAGE MSM-57	WEIGHTS PAGE MSM-250
----------------------------	-----------------------------------	---	-------------------------

DIMENSIONS



QUANTIS

QUANTIS GOLD

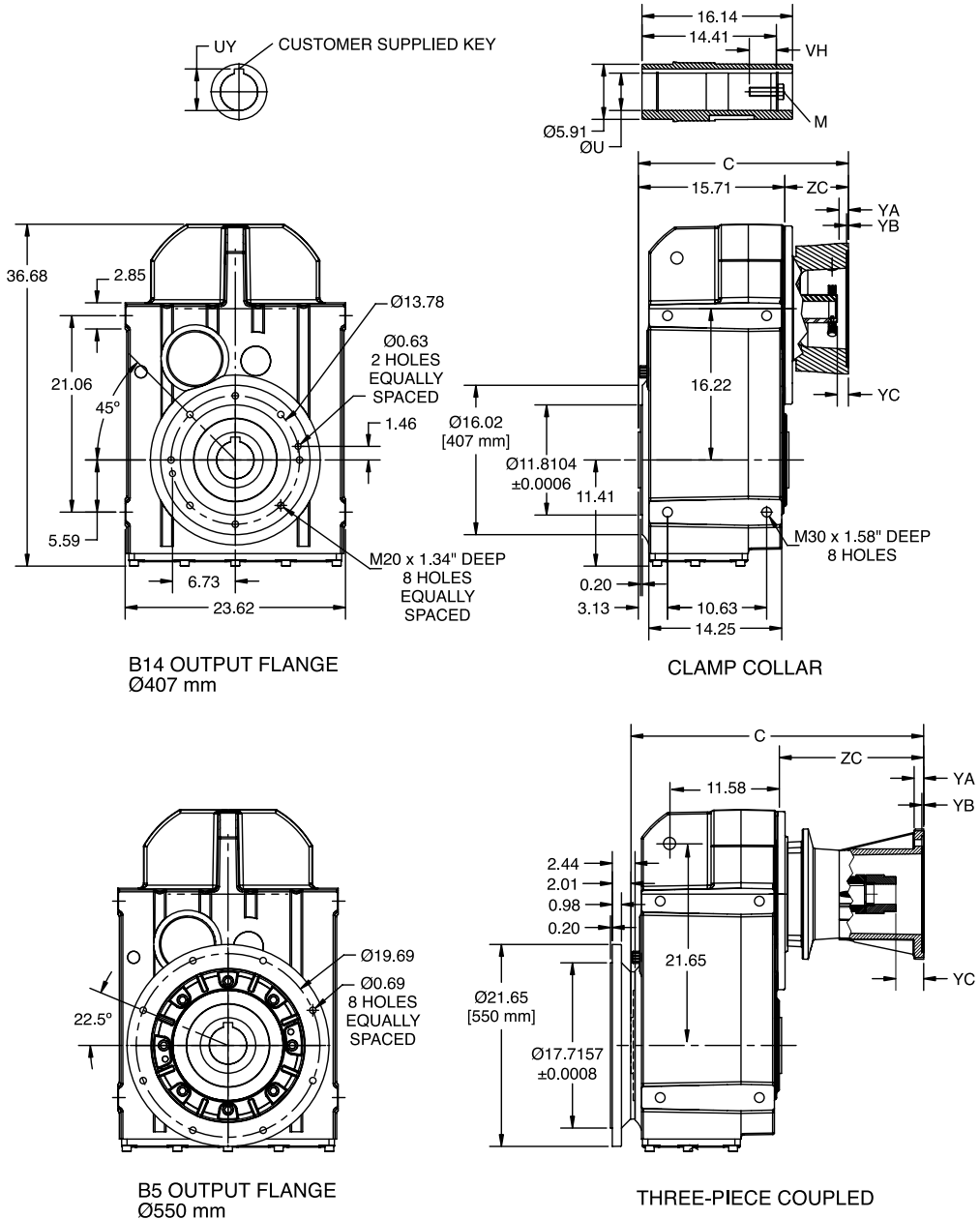
ILH

RHB

MSM

MOTORIZED SHAFT MOUNT REDUCER (MSM) NEMA C-Face - Universal Mounting - Clamp Collar / 3 Piece Coupled Double/Triple Reduction Straight Hollow Bore Output Shaft

SIZE: MW168



NOMENCLATURE PAGE MSM-4	MOUNTING POSITIONS PAGE MSM-10	STOCK/NON-STOCK PART NUMBERS PAGE MSM-57	WEIGHTS PAGE MSM-250
----------------------------	-----------------------------------	---	-------------------------

DIMENSIONS



MOTORIZED SHAFT MOUNT REDUCER (MSM) NEMA C-Face - Universal Mounting - Clamp Collar / 3 Piece Coupled Double/Triple Reduction Straight Hollow Bore Output Shaft

SIZE: MW168

STANDARD HOLLOW OUTPUT SHAFT

Dimension - Inch/MM

ØU	tol.	UY	VH	KEY	M
4.000	+0.0014 +0.0005	4.45	2.29	1 x 1 x 5-7/8	1-8 x 3 UNC
100	+0.034 +0.012	106	77	28 x 16 x 160	M24 x 95

OPTIONAL HOLLOW OUTPUT SHAFT

Dimension - Inch/MM

ØU	tol.	UY	VH	KEY	M
3.9375	+0.0014 +0.0005	4.38	2.13	1 x 1 x 6	1-8 x 3 UNC
110	+0.034 +0.012	116	78	28 x 16 x 169	M24 x 100

NEMA MOTOR ADAPTER - CLAMP COLLAR

Dimension - Inch

	MW168 Double		MW168 Triple		DOUBLE / TRIPLE		
	C	ZC	C	ZC	YA	YB	YC
210TC	20.04	4.33	21.65	5.94	0.69	0.22	0.89
250TC	20.00	4.30	21.71	6.00	0.95	0.20	1.13
280TC	20.93	5.22	22.54	6.84	0.95	0.20	1.30
320TC	22.56	6.85	24.17	8.47	1.02	0.20	1.19
360TC	24.05	8.34	25.67	9.96	1.02	0.20	1.48

NEMA MOTOR ADAPTER - 3 PIECE COUPLED

Dimension - Inch

	MW168 Double		MW168 Triple		DOUBLE / TRIPLE		
	C	ZC	C	ZC	YA	YB	YC
210TC	23.87	8.17	25.49	9.78	0.87	0.22	2.01
250TC	25.67	9.96	27.36	11.65	0.95	0.20	2.17
280TC	28.48	12.77	30.10	14.39	0.95	0.20	2.57
320TC	30.98	15.27	32.60	16.89	1.02	0.20	2.99
360TC	32.02	16.32	33.64	17.93	1.02	0.20	3.26

Refer to page ENGINEERING-2 for Input Shaft and Flange details.
Refer to page ENGINEERING-8 and ENGINEERING-9 for driven shaft dimensions.
Refer to page MSM-235 for Twin Tapered Bushing details.

NOMENCLATURE PAGE MSM-4	MOUNTING POSITIONS PAGE MSM-10	STOCK/NON-STOCK PART NUMBERS PAGE MSM-57	WEIGHTS PAGE MSM-250
----------------------------	-----------------------------------	---	-------------------------

DIMENSIONS



QUANTIS

QUANTIS GOLD

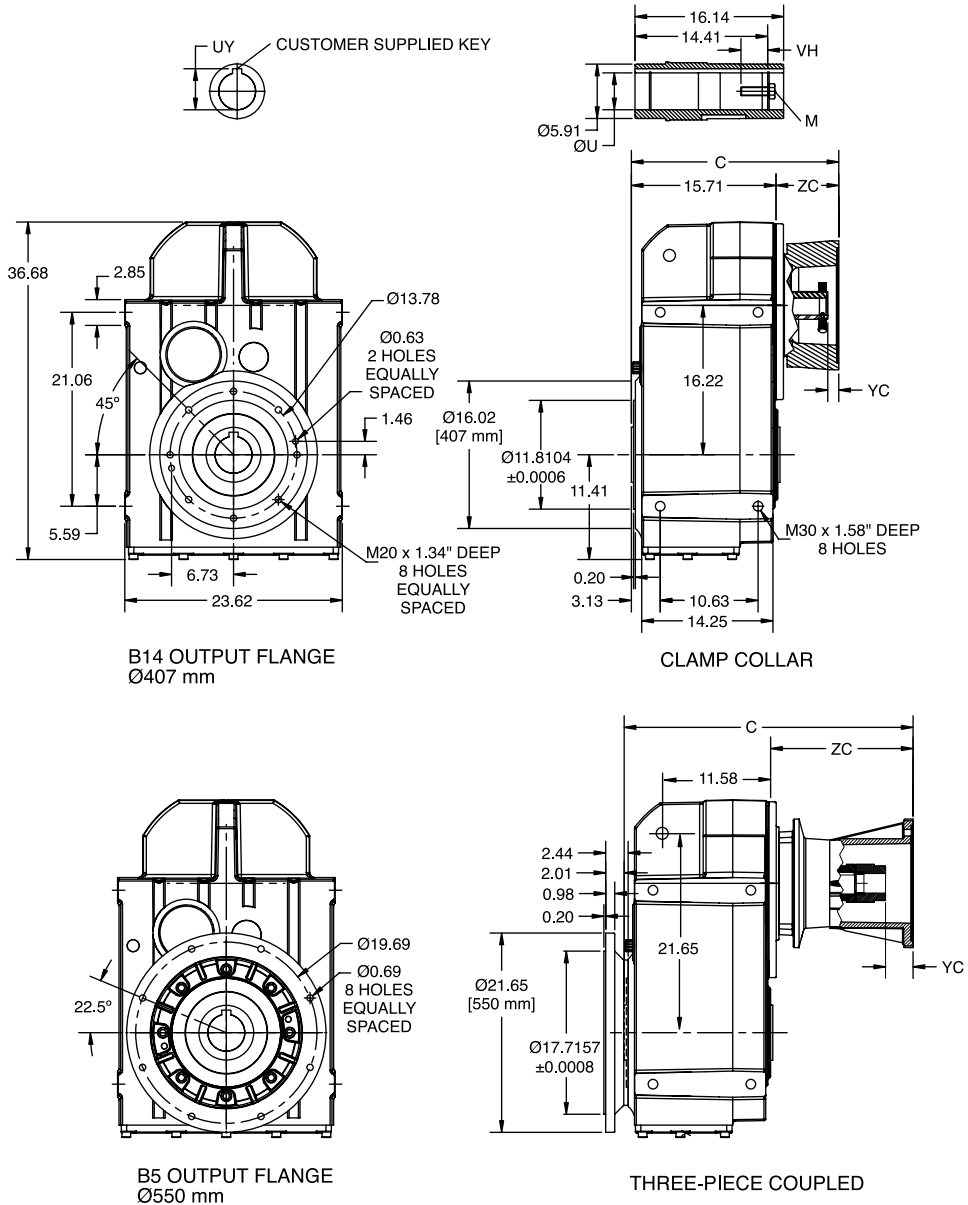
ILH

RHB

MSM

MOTORIZED SHAFT MOUNT REDUCER (MSM) IEC D Flange (B5 Input) - Universal Mounting - Clamp Collar / 3 Piece Coupled Double/Triple Reduction Straight Hollow Bore Output Shaft

SIZE: MW168



NOMENCLATURE PAGE MSM-4	MOUNTING POSITIONS PAGE MSM-10	STOCK/NON-STOCK PART NUMBERS PAGE MSM-57	WEIGHTS PAGE MSM-250
----------------------------	-----------------------------------	---	-------------------------

DIMENSIONS



MOTORIZED SHAFT MOUNT REDUCER (MSM)

SIZE: MW168

IEC D Flange (B5 Input) - Universal Mounting - Clamp Collar / 3 Piece Coupled
Double/Triple Reduction
Straight Hollow Bore Output Shaft

STANDARD HOLLOW OUTPUT SHAFT

Dimension - Inch/MM

ØU	tol.	UY	VH	KEY	M
4.000	+0.0014 +0.0005	4.45	2.29	1 x 1 x 5-7/8	1-8 x 3 UNC
100	+0.034 +0.012	106	77	28 x 16 x 160	M24 x 95

OPTIONAL HOLLOW OUTPUT SHAFT

Dimension - Inch/MM

ØU	tol.	UY	VH	KEY	M
3.9375	+0.0014 +0.0005	4.38	2.13	1 x 1 x 6	1-8 x 3 UNC
110	+0.034 +0.012	116	78	28 x 16 x 169	M24 x 100

IEC MOTOR ADAPTER - CLAMP COLLAR

Dimension - Inch

	MW168 Double		MW168 Triple		DOUBLE / TRIPLE
	C	ZC	C	ZC	YC
132D	18.60	2.89	20.22	4.51	0.87
160D	20.12	4.41	21.73	6.02	0.79
180D	20.77	5.06	22.38	6.67	0.85
200D	21.16	5.45	22.78	7.07	1.18

IEC MOTOR ADAPTER - 3 PIECE COUPLED

Dimension - Inch

	MW168 Double		MW168 Triple		DOUBLE / TRIPLE
	C	ZC	C	ZC	YC
132D	23.86	8.15	25.47	9.76	1.77
160D	26.30	10.59	27.91	12.20	2.60
180D	28.41	12.70	30.02	14.31	2.32
200D	28.44	12.74	30.06	14.35	2.36
225D	31.73	16.02	33.35	17.64	3.54
250D	31.91	16.20	33.52	17.81	2.95

Refer to page ENGINEERING-3 for Input Shaft and Flange details.

Refer to page ENGINEERING-8 and ENGINEERING-9 for driven shaft dimensions.

Refer to page MSM-235 for Twin Tapered Bushing details.

NOMENCLATURE PAGE MSM-4	MOUNTING POSITIONS PAGE MSM-10	STOCK/NON-STOCK PART NUMBERS PAGE MSM-57	WEIGHTS PAGE MSM-250
----------------------------	-----------------------------------	---	-------------------------

DIMENSIONS



QUANTIS

QUANTIS GOLD

ILH

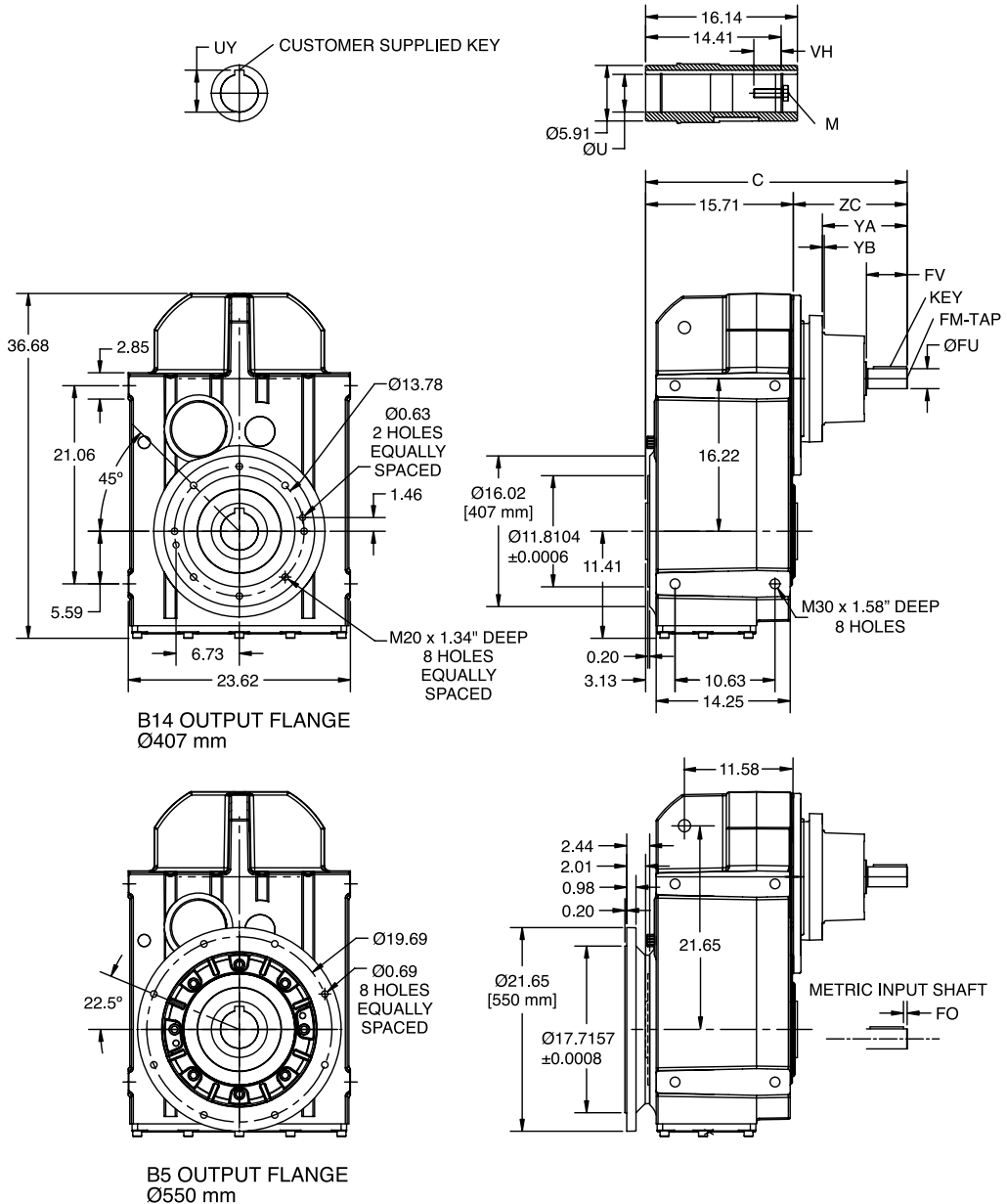
RHB

MSM

MOTORIZED SHAFT MOUNT REDUCER (MSM)

SIZE: MW168

Separate - Universal Mounting
Double/Triple Reduction
Straight Hollow Bore Output Shaft



NOMENCLATURE PAGE MSM-4	MOUNTING POSITIONS PAGE MSM-10	STOCK/NON-STOCK PART NUMBERS PAGE MSM-57	WEIGHTS PAGE MSM-250
----------------------------	-----------------------------------	---	-------------------------

DIMENSIONS



MOTORIZED SHAFT MOUNT REDUCER (MSM)

SIZE: MW168

Separate - Universal Mounting
Double/Triple Reduction
Straight Hollow Bore Output Shaft

STANDARD HOLLOW OUTPUT SHAFT

Dimension - Inch/MM

ØU	tol.	UY	VH	KEY	M
4.000	+0.0014 +0.0005	4.45	2.29	1 x 1 x 5-7/8	1-8 x 3 UNC
100	+0.034 +0.012	106	77	28 x 16 x 160	M24 x 95

OPTIONAL HOLLOW OUTPUT SHAFT

Dimension - Inch/MM

ØU	tol.	UY	VH	KEY	M
3.9375	+0.0014 +0.0005	4.38	2.13	1 x 1 x 6	1-8 x 3 UNC
110	+0.034 +0.012	116	78	28 x 16 x 169	M24 x 100

SEPARATE INPUT

Dimension - Inch/MM

	MW168 Double				MW168 Triple				DOUBLE/ TRIPLE				
	C	ZC	C	ZC	FO	FM x DEPTH	ØFU	tol.	FV	YA	YB	Key	
132	24.37	8.66	25.99	10.28	---	3/8-16 UNC x 110	1.375	+0.0000 -0.0005	3.15	6.61	0.14	5/16 x 5/16 x 2-3/4	
	619	220	660	261	5	M12 x 28	38	+0.018 +0.002	80			10 x 8 x 70	
160	25.91	10.20	27.60	11.89	---	5/8-11 UNC x 1.42	1.625	+0.0000 -0.0010	4.33	8.46	0.14	3/8 x 3/8 x 3-1/2	
	658	259	701	302	10	M16 x 36	42	+0.018 +0.002	110			12 x 8 x 90	
180	26.83	11.12	28.45	12.74	---	3/4-10 UNC x 1.65	2.125	+0.0000 -0.0010	4.33	9.25	0.16	1/2 x 1/2 x 3-5/8	
	682	283	723	324	10	M20 x 42	55	+0.030 +0.011	110			16 x 10 x 90	
225	27.91	12.21	29.53	13.82	---	3/4-10 UNC x 1.65	2.125	+0.0000 -0.0010	4.33	9.02	0.14	1/2 x 1/2 x 3-5/8	
	739	340	780	381	15	M20 x 42	60	+0.030 +0.011	140			259	18 x 11 x 110
250	29.07	13.37	30.70	14.98	15	3/4-10 UNC x 1.65	2.375	+0.0000 -0.0010	5.51	10.20	0.14	5/8 x 5/8 x 4-9/16	
	739	340	780	381	15	M20 x 42	65	+0.030 +0.011	140			18 x 11 x 110	

Refer to page ENGINEERING-4 for Input Shaft and Flange details.
Refer to page ENGINEERING-8 and ENGINEERING-9 for driven shaft dimensions.
Refer to page MSM-235 for Twin Tapered Bushing details.

NOMENCLATURE PAGE MSM-4	MOUNTING POSITIONS PAGE MSM-10	STOCK/NON-STOCK PART NUMBERS PAGE MSM-57	WEIGHTS PAGE MSM-250
----------------------------	-----------------------------------	---	-------------------------

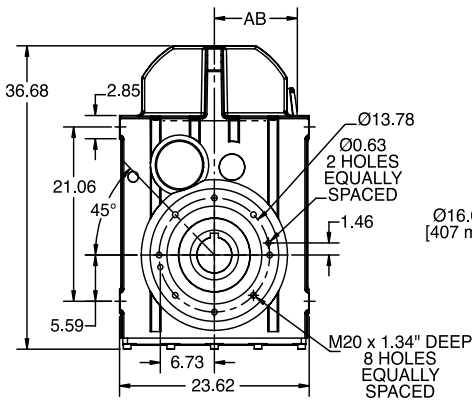
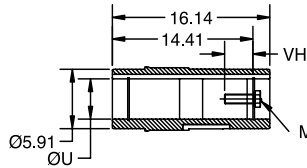
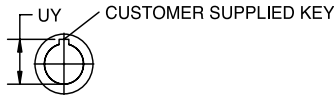
DIMENSIONS



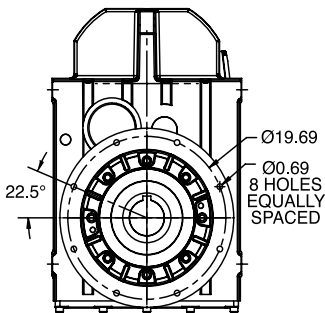
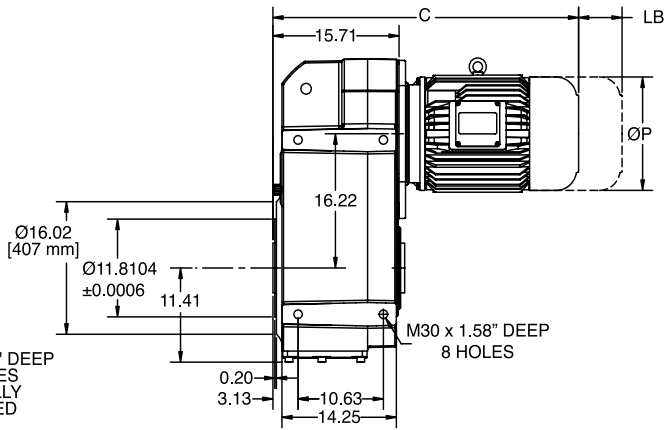
MOTORIZED SHAFT MOUNT REDUCER (MSM)

SIZE: MW168

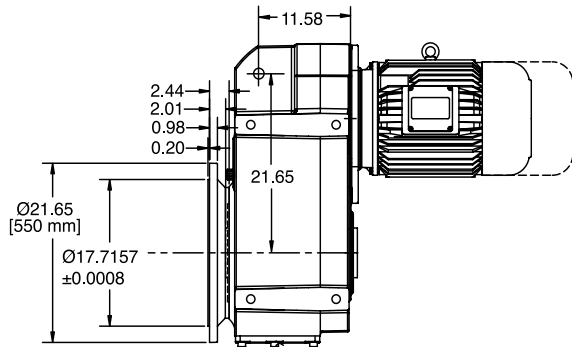
Integral Gearmotor - Universal Mounting
 Double/Triple Reduction
 Straight Hollow Bore Output Shaft



B14 OUTPUT FLANGE
 Ø407 mm



B5 OUTPUT FLANGE
 Ø550 mm



NOMENCLATURE
 PAGE MSM-4

MOUNTING POSITIONS
 PAGE MSM-10

STOCK/NON-STOCK PART NUMBERS
 PAGE MSM-57

WEIGHTS
 PAGE MSM-250

DIMENSIONS



MOTORIZED SHAFT MOUNT REDUCER (MSM)

SIZE: MW168

Integral Gearmotor - Universal Mounting
 Double/Triple Reduction
 Straight Hollow Bore Output Shaft

STANDARD HOLLOW OUTPUT SHAFT

Dimension - Inch/MM

ØU	tol.	UY	VH	KEY	M
4.000	+0.0014 +0.0005	4.45	2.29	1 x 1 x 5-7/8	1-8 x 3 UNC
100	+0.034 +0.012	106	77	28 x 16 x 160	M24 x 95

OPTIONAL HOLLOW OUTPUT SHAFT

Dimension - Inch/MM

ØU	tol.	UY	VH	KEY	M
3.9375	+0.0014 +0.0005	4.38	2.13	1 x 1 x 6	1-8 x 3 UNC
110	+0.034 +0.012	116	78	28 x 16 x 160	M24 x 100

MOTOR

Dimension - Inch/MM

Frame	MW168 Double		MW168 Triple		P	AB
	C	LB	C	LB		
132M4	30.95	3.9	32.56	3.9	10.28	8.09
	787	99	828	99	262	206
132N4	32.45	3.9	34.06	3.9	10.28	8.09
	825	99	866	99	262	206

Refer to page ENGINEERING-8 and ENGINEERING-9 for driven shaft dimensions.
 Refer to page MSM-235 for Twin Tapered Bushing details.

QUANTIS

QUANTIS GOLD

ILH

RHB

MSM

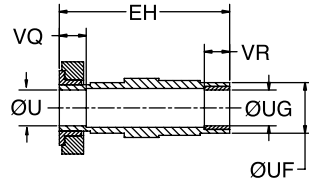
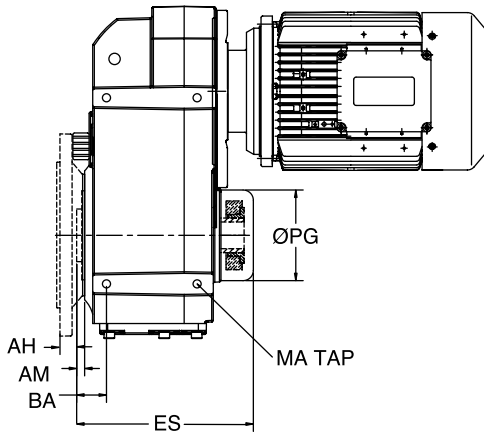
NOMENCLATURE PAGE MSM-4	MOUNTING POSITIONS PAGE MSM-10	STOCK/NON-STOCK PART NUMBERS PAGE MSM-57	WEIGHTS PAGE MSM-250
----------------------------	-----------------------------------	---	-------------------------

DIMENSIONS

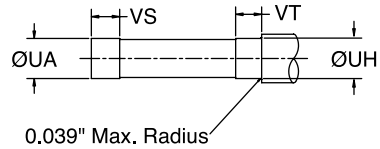


MOTORIZED SHAFT MOUNT REDUCER (MSM)

Shrink Disk - Universal Mounting



CUSTOMER SHAFT



Dimension - Inch/MM

UNIT SIZE	AM	BA	AH	ES	MA	ØPG	EH	ØU	Tol.	ØUA	Tol.	ØUF	ØUG	Tol.	ØUH	Tol.	VQ	VR	VS	VT
MW38	0.24	0.98	0.94	6.06	---	3.03	5.75	---	---	---	---	1.77	---	---	---	---	0.87	0.79	1.06	0.98
	6	25	24	154	M8	77	146	30	+0.021 -0.000	30	+0.000 -0.013	45	30	+0.021 -0.000	30	+0.000 -0.013	22	20	27	25
MW48	0.28	1.46	0.98	7.24	---	3.66	6.97	---	---	---	---	2.17	---	---	---	---	0.98	0.79	1.18	0.98
	7	37	25	184	M10	93	177	40	+0.025 -0.000	40	+0.000 -0.016	55	40	+0.025 -0.000	40	+0.000 -0.016	25	20	30	25
MW68	0.30	1.38	0.91	8.50	---	4.41	8.23	---	---	---	---	2.56	---	---	---	---	1.06	0.79	1.26	0.98
	7.5	35	23	216	M12	112	209	50	+0.025 -0.000	50	+0.000 -0.016	65	50	+0.025 -0.000	50	+0.000 -0.016	27	20	32	25
MW88	0.33	1.46	1.46	9.80	---	5.2	9.49	---	---	---	---	3.15	---	---	---	---	1.14	1.18	1.34	1.38
	8.5	37	37	249	M16	132	241	60	+0.030 -0.000	60	+0.000 -0.019	80	60	+0.030 -0.000	60	+0.000 -0.019	29	30	34	35
MW108	0.35	1.81	1.42	11.34	---	5.67	11.02	---	---	---	---	3.74	---	---	---	---	1.18	1.57	1.38	1.77
	9	46	36	288	M16	144	280	70	+0.030 -0.000	70	+0.000 -0.019	95	70	+0.030 -0.000	70	+0.000 -0.019	30	40	35	45
MW128	0.35	2.48	1.65	14.06	---	7.09	13.58	---	---	---	---	4.33	---	---	---	---	1.57	1.97	1.77	2.17
	9	63	42	357	M20	180	345	80	+0.030 -0.000	80	+0.000 -0.019	110	80	+0.030 -0.000	80	+0.000 -0.019	40	50	45	55
MW148	0.43	2.76	1.61	16.46	---	8.27	15.91	---	---	---	---	4.72	---	---	---	---	1.93	2.36	2.13	2.56
	11	70	41	418	M24	210	404	95	+0.035 -0.000	95	+0.000 -0.022	120	95	+0.035 -0.000	95	+0.000 -0.022	49	60	54	65
MW168	0.43	3.15	2.01	19.53	---	9.33	19.02	---	---	---	---	5.91	---	---	---	---	2.13	2.76	2.32	2.95
	11	80	51	496	M30	237	483	105	+0.035 -0.000	105	+0.000 -0.022	150	105	+0.035 -0.000	105	+0.000 -0.022	54	70	59	75

NOMENCLATURE
PAGE MSM-4

MOUNTING POSITIONS
PAGE MSM-10

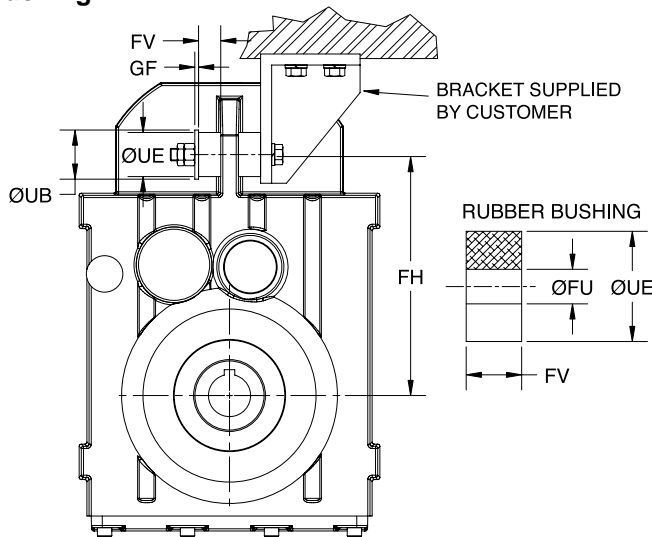
STOCK/NON-STOCK PART NUMBERS
PAGE MSM-57

WEIGHTS
PAGE MSM-250

DIMENSIONS



MOTORIZED SHAFT MOUNT REDUCER (MSM) TORQUE-ARM Bushing



Dimension - Inch/MM

UNIT SIZE	FH	FV	UB	UE	FU	GF (MIN)	RUBBER BUSHING KIT
MW38	6.18	0.59	1.57	1.18	0.41	0.10	086043
	157	15	40	30	10.5	2.5	
MW48	7.28	0.79	1.97	1.57	0.49	0.12	086050
	185	20	50	40	12.5	3	
MW68	8.58	0.79	1.97	1.57	0.49	0.12	086072
	218	20	50	40	12.5	3	
MW88	10.95	1.18	2.95	2.36	0.83	0.16	086078
	278	30	75	60	21	4	
MW108	13.62	1.18	2.95	2.36	0.83	0.16	086084
	346	30	75	60	21	4	
MW128	15.55	1.57	3.94	3.15	0.98	0.24	086090
	395	40	100	80	25	6	
MW148	19.09	1.57	3.94	3.15	0.98	0.24	086096
	485	40	100	80	25	6	
MW168	21.65	1.97	5.51	4.72	1.22	0.31	086102
	550	50	40	120	31	8	

Material of Bushings: Natural Rubber - Hardness 70 +/-5 Shore A, Temperature Resistant from -40 to 176° F.
 Bushing module includes (2) bushings. Customer is to provide attaching tie rod and necessary hardware. The ideal position for the tie rod is at right angles (90°) to a line between the point of attachment to the reducer and the output shaft with a ±30° tolerance. Shaft mounted units must have a torque restraint similar to that shown above. The rubber bushing is recommended to protect the unit from shock loads. The bolt through the rubber bushing must be tightened such that all play is eliminated.

NOMENCLATURE PAGE MSM-4	MOUNTING POSITIONS PAGE MSM-10	STOCK/NON-STOCK PART NUMBERS PAGE MSM-57	WEIGHTS PAGE MSM-250
----------------------------	-----------------------------------	---	-------------------------