


BALDOR • **MASKA**



V-Belt Drive Selection Handbook


$$RPM = 15,500 / \sqrt{DF}$$
$$RPM_1 = \frac{D_2}{D_1} \times RPM_2$$
$$HP = \frac{T [lb \cdot in] \times RPM}{63,000}$$

Pulley Diameter [in] $\times \pi \times RPM \times \frac{1}{12}$ [ft/in]

BALDOR

**THE BALDOR • MASKA®
SELECTION HANDBOOK**

Introduction

This reference guide for selecting V-Belt drive components is for those that prefer, or need to do, a manual selection. Engineers, designers, mechanics, distributors - all will be able to rapidly find a drive for their application. For specific designing, please refer to our on-line selection program (see below).

Is it a new engineering drive? Or does a piece of equipment need to be redesigned? Or a distributor simply needs to verify replacement parts? The Baldor•Maska® Reference Booklet provides all the necessary information to define the required parts.

NOTE: An original aspect of this guide pertains to the power rating calculation. The basic power rating is evaluated according to the size of the sheave & the speed of the drive. A length correction factor and an arc correction factor have to be applied to adjust this basic power rating depending on the ratio and the center distance. In the Drive Selection Tables, the adjusted power rating is presented including both correction factors, compared to existing tables that only show basic horsepower values.

You will find the following herein:

- Selection Tips
- Most commonly used engineering formulas in the PT Industry (Ratio, Rim speed, Power, Torque and Dynamic Balancing)
- Drive selection tables for Classical (A, B, C, D) and Narrow (3V, 5V, 8V) V-belts
- Other useful information on Baldor•Maska® V-belt sheaves (pertaining to QD bushings, face width, standard number of grooves)

Choosing the correct Baldor•Maska® sheaves and belts for your drive application will be more accurate and easier!



For on-line use, please try our "Drive Selection Program". Build your own Drive Selection directly on our web site or download the program onto your computer.

www.maskapulley.com

Recommended Drive Selections are designed for use with Baldor•Maska® components (sheaves, bushings and V-belts) which meet or exceed MPTA & RMA standards. The use of lesser quality products can affect the life expectancy of the drive. Selections are as accurate as possible; Baldor is not responsible for ANY design errors.

For non-standard products or products that need dynamic balancing, contact Baldor.

TABLE OF CONTENTS

QUICK SELECTION GUIDELINES	4
ENGINEERING FORMULAS	4 - 5
DESIGN FACTORS	6 - 7
USEFUL INFORMATION	8 - 13
PRODUCT NOMENCLATURE	14 - 15
CHECKING GROOVES FOR WEAR	16
DRIVE SELECTION TABLES	
POWER RATING NOTICE	18
A & AX BELTS	19
B & BX BELTS	36
C & CX BELTS	48
D BELTS	54
3V & 3VX BELTS	57
5V & 5VX BELTS	63
8V & 8VX BELTS	72



Quick Selection Guidelines

This Handbook has been put together to serve as a Quick Reference Guide in identifying the components required for a cost-efficient and precise V-belt drive application. To evaluate a selection quickly, simply go through these steps.

- 1 Determine your drive requirements. How much power do you need to transmit and at what speed?
- 2 Based on Table 1 (pg. 6), choose the Service Factor for your particular application.
- 3 Determine the design horsepower using the Design Horsepower formula (see below).
- 4 Based on your results, determine which belt section would be appropriate for your drive according to Figure 1 or Figure 2 (pg. 7). Narrow belt sheaves are more compact than Classical belt sheaves. Some belts are more appropriate for specific applications.
- 5 Determine the ratio of your drive application based on the Ratio formula (see pg. 5) and find the closest value in the Drive Selection Tables for your selected belt section (see Index). A centre distance has been pre-selected based on the drive size (see pg. 18).
- 6 Find the number of belts required by dividing the design horsepower by the belt/HP listed in the table.
- 7 Verify the validity of this drive by consulting the number of grooves available in these sheave sizes in Table 8 (pg. 13).
- 8 Verify if dynamic balancing is needed for each sheave based on the Dynamic or Two-Plane Balancing formula (pg. 5). Note that Standard Face Width dimensions can be found in Table 9 (pg. 13).
- 9 Consult our "Useful Information" section for complementary helpful details concerning V-belt drive applications. Should you desire additional information concerning your selection, please try our Drive Selection Program software available online at www.maskapulleys.com or contact our Technical Support Department at 1-800-463-8928, (418) 883-3322 or by e-mail at maska.tech.support@baldor.com.

Engineering formulas

Design Horsepower

Adding a Service Factor to the required power to be transmitted, called nominal horsepower, ensures the efficiency of a drive. This nominal horsepower refers to the motor horsepower or required horsepower for the application.

A Service Factor takes into account such situations as power losses due to vibration, shocks, heat and other related factors caused by the motor and the application. The Design Power is calculated based on these considerations thus producing more accurate results to ensure that the drive will function more efficiently.

$$HP' = SF \times HP$$

SF is service factor
HP is basic horsepower
HP' is design horsepower

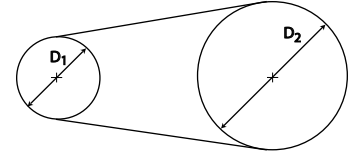
Engineering formulas

A ratio is a proportional factor between two similar objects of different sizes. In a belt drive system, a ratio is used to determine the speed relation between two v-belt pulleys. The speed ratio would be stable if slippage did not occur; however as belt slip is inevitable, the ratio varies and is therefore only theoretical. If the speed ratio is < 1 (ex. 1:4), we refer to a speed up system; if the ratio is > 1 (ex. 4:1), it's a speed reduction system. In both cases, the ratio is obtained using the dimensions of the input drive (driver) pulley and the output (driven) pulley.

In the following ratio, RS is the speed ratio, D1 the diameter of the driver pulley, D2 the diameter of the driven pulley:

$$R_s = \frac{RPM_1}{RPM_2} = \frac{D_2}{D_1}$$

Speed & Velocity



With reference to a belt drive system, the formula to find rim speed, or belt speed, is:

$$\text{Rim Speed [ft/min]} = \text{Pulley Diameter [in]} \times \pi \times \text{RPM} \times \frac{1}{12} \text{ [ft/in]}$$

OR

$$\text{FPM} = \text{Pulley Diameter [in]} \times 0.2618 \times \text{RPM}$$

Power

In mechanical engineering, power is a measure of performance or capacity and is defined as the amount of work performed in a given time. The most work accomplished in the least amount of time, equals greater power. This formula also shows the relation between torque and HP.

Power in hp (HP) can be calculated using the following formulas:

$$HP = \frac{T[\text{lb}\cdot\text{in}]\text{RPM}}{63025}$$

OR

$$HP = \frac{T[\text{lb}\cdot\text{ft}]\text{RPM}}{5252}$$

HP can be converted to kilowatts as follows:

$$\text{HP} = \text{Kilowatts} \times 1.341$$

Dynamic or Two-Plane Balancing

Dynamic balancing is strongly recommended in applications running at high speeds.

To determine whether dynamic balancing is advisable, perform the following calculation.

$$RPM = 15,500 / \sqrt{(DF)}$$

D is Diameter in inches

F is Face Width in inches

$$RPM = 25.4 \times 15,500 / \sqrt{(DF)}$$

D is Diameter in millimeters

F is Face Width in millimeters

The resultant RPM is the maximum recommended operating RPM for a sheave or pulley with a single plane balance (static balancing).

Note: If the sheave or pulley is to be operated at a higher speed, a two plane balance is recommended.

DESIGN FACTORS

According to **RMA Standards**

The selection of a V-belt drive for any application should be based on the nature of the load and the type of driving unit. Service Factors for different kinds of driven machines combined with different types of driving units are shown in Table 1 below. The driven machines are representative examples only. Select a driven machine whose load characteristics most closely resemble those of the machine being considered.

Multiply the rated motor power or power demand of the driven unit by the selected service factor to obtain the “design power”.

TABLE 1: SUGGESTED SERVICE FACTORS FOR V-BELT DRIVES

TYPE OF DRIVEN MACHINES	TYPE OF DRIVING UNITS					
	AC Motors: Normal Torque, Squirrel Cage, Synchronous and Split Phase. DC Motors: Shunt Wound, Multiple Cylinder Internal Combustion Engines.			AC Motors: High Torque, High Split, Repulsion-Induction, Single Phase Series Wound and Compound Wound, Single Cylinder Internal Combustion Engines. Line Shafts. Clutches		
	Intermittent Service (3-5 Hours Daily or Seasonal)	Normal Service (8-10 Hours Daily)	Continuous Service (16-24 Hours Daily)	Intermittent Service (3-5 Hours Daily or Seasonal)	Normal Service (8-10 Hours Daily)	Continuous Service (16-24 Hours Daily)
Agitators for Liquids Blowers and Exhausters Centrifugal Pumps and Compressors Fans up to 10 HP Light Duty Conveyors	1.0	1.1	1.2	1.1	1.2	1.3
Belt Conveyor for Sand, Grain, etc. Dough Mixers Fans Over 10 HP Generators Line Shafts Laundry Machinery Machine Tools Punches-Presses-Shears Printing Machinery Positive Displacement Rotary Pumps Revolving and Vibrating Screens	1.1	1.2	1.3	1.2	1.3	1.4
Brick Machinery Bucket Elevators Exciters Piston Compressors Conveyors (Drag-Pan-Screw) Hammer Mills Paper Mill Beaters Piston Pumps Positive Displacement Blowers Pulverizers Saw Mill and Woodworking Machinery Textile Machinery	1.2	1.3	1.4	1.4	1.5	1.6
Crushers (Gyratory-Jaw-Roll) Mills (Ball-Rod-Tube) Hoists Rubber Calenders-Extruders-Mills	1.3	1.4	1.5	1.5	1.6	1.8

Note 1. The use of a service factor of 2.0 is recommended for equipment subject to choking.

DESIGN FACTORS

According to RMA Standards

FIGURE 1: CLASSICAL V-BELTS

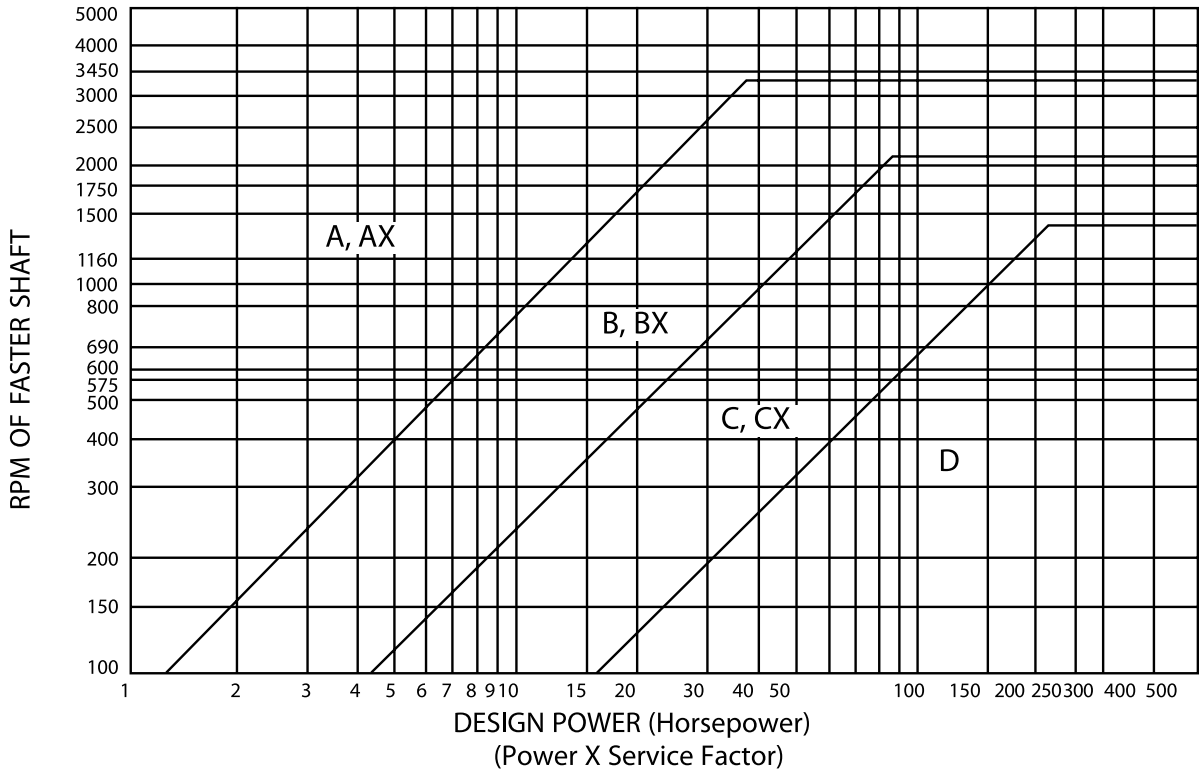
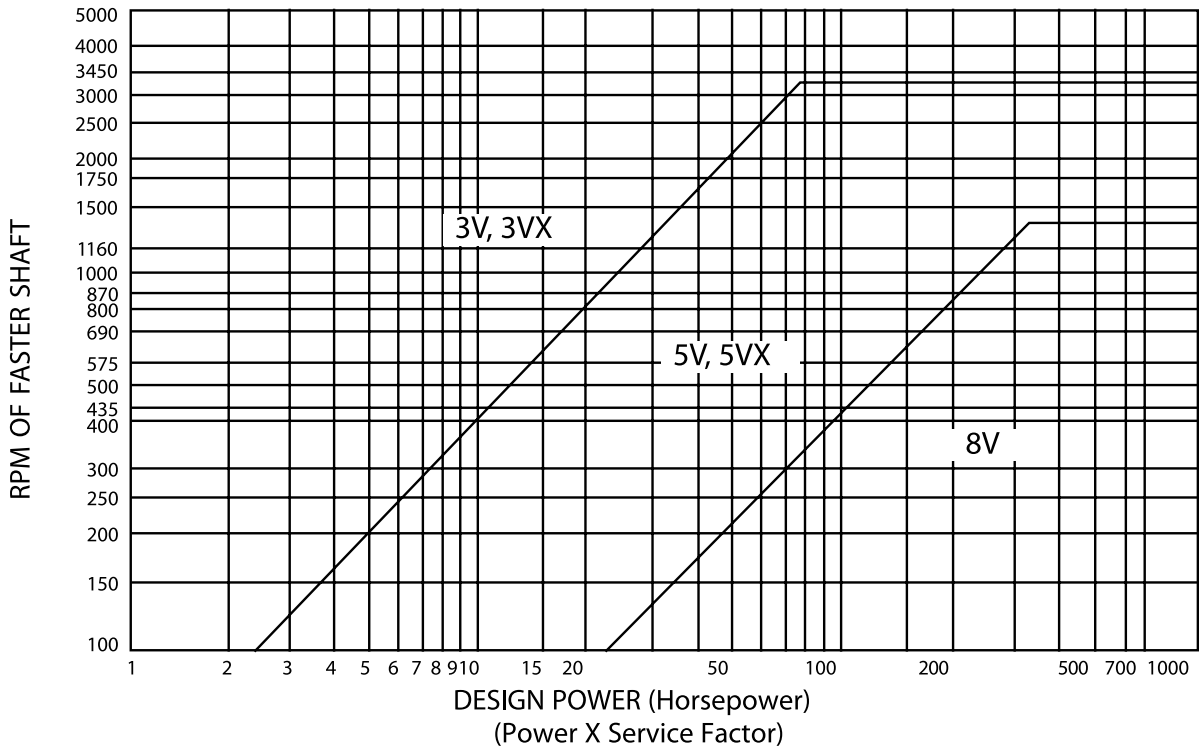


FIGURE 2: NARROW V-BELTS



USEFUL INFORMATION

“A” Sheaves are for light duty applications only and are available with a fixed bore or with a QD bushing “L”.

“A - B Combination” Sheaves can also be used in light duty applications and are available with a fixed bore or with a QD bushing “L”.

Consult the **BALDOR•MASKA®** product catalog for additional information.

TABLE 2: QD BUSHING TABLE FOR “A-B” COMBINATION SHEAVES

O.D.	Datum		Number of grooves																	
	A	B	1	2	3	4	5	6	8	10										
3.75	3.0	3.4	SH 1/2" to 1 11/16"			SD 1/2" to 2"														
3.95	3.2	3.6																		
4.15	3.4	3.8																		
4.35	3.6	4.0																		
4.55	3.8	4.2																		
4.75	4.0	4.4																		
4.95	4.2	4.6	SDS 1/2" to 2"			SK 1/2" to 2 5/8"														
5.15	4.4	4.8																		
5.35	4.6	5.0																		
5.55	4.8	5.2																		
5.75	5.0	5.4																		
5.95	5.2	5.6																		
6.15	5.4	5.8																		
6.35	5.6	6.0																		
6.55	5.8	6.2																		
6.75	6.0	6.4																		
6.95	6.2	6.6	SK 1/2" to 2 5/8"			SF 1/2" to 2 15/16"														
7.15	6.4	6.8																		
7.35	6.6	7.0																		
7.75	7.0	7.4																		
8.35	7.6	8.0																		
8.95	8.2	8.6																		
9.35	8.6	9.0																		
9.75	9.0	9.4																		
11.35	10.6	11.0																		
12.75	12.0	12.4																		
13.95	13.2	13.6	SK 1/2" to 2 5/8"			E 7/8" to 3 1/2"														
15.75	15.0	15.4																		
16.35	15.6	16.0																		
18.75	18.0	18.4																		
20.35	19.6	20.0																		
25.35	24.6	25.0																		
30.35	29.6	30.0																		
38.35	37.6	38.0																		
															E 7/8" to 3 1/2"				F 1" to 4"	

USEFUL INFORMATION

TABLE 3: QD BUSHING TABLE FOR "C" SHEAVES

O.D.	Datum	Number of grooves									
		1	2	3	4	5	6	8	10	12	
5.4	5.0			SD 1/2" to 2" or SK 1/2" to 2 5/8"							
6.0	5.6			SD 1/2" to 2"							
6.4	6.0			SF 1/2" to 2 15/16"							
7.4	7.0										
7.9	7.5			E 7/8" to 3 1/2"						J 1 7/16" to 4 1/2"	
8.4	8.0										
8.9	8.5										
9.4	9.0										
9.9	9.5										
10.4	10.0										
10.9	10.5										
11.4	11.0										
12.4	12.0										
13.4	13.0										
14.4	14.0										
16.4	16.0			M 2" to 5 1/2"							
18.4	18.0										
20.4	20.0			M 2" to 5 1/2"							
24.4	24.0										
27.4	27.0										
30.4	30.0										
36.4	36.0										
44.4	44.0										
50.4	50.0										

TABLE 4: QD BUSHING TABLE FOR "D" SHEAVES

O.D.	Datum	Number of grooves						
		3	4	5	6	8	10	12
12.6	12.0	F 1" to 4"						
13.6	13.0							
14.1	13.5							
14.6	14.0							
15.1	14.5							
15.6	15.0							
16.1	15.5							
16.6	16.0							
17.6	17.0							
18.6	18.0							
20.6	20.0							
22.6	22.0	M 1 15/16" to 5 1/2"						
27.6	27.0							
33.6	33.0	N 2 3/4" to 6"						
40.6	40.0							
48.6	48.0	P 2 15/16" to 7"						
58.6	58.0							

USEFUL INFORMATION

For additional information and all dimensions,
refer to our hard copy Catalog or
our E-Catalog, both available at
www.maskapulleys.com

TABLE 5: QD BUSHING TABLE FOR "3V" SHEAVES

O.D.	Datum	Number of grooves															
		1	2	3	4	5	6	8	10								
2.20	2.15	JA 1/2" to 1 1/4"															
2.35	2.30																
2.50	2.45																
2.65	2.60																
2.80	2.75																
3.00	2.95																
3.15	3.10																
3.35	3.30	SH 1/2" to 1 11/16"															
3.65	3.60																
4.12	4.07																
4.50	4.45																
4.75	4.70									SDS 1/2" to 2"							
5.00	4.95																
5.30	5.25																
5.60	5.55																
6.00	5.95																
6.50	6.45	SK 1/2" to 2 5/8"															
6.90	6.85																
8.00	7.95																
10.60	10.55																
14.00	13.95																
19.00	18.95	SF 1/2" to 2 15/16"															
25.00	24.95									E 7/8" to 3 1/2"							
33.50	33.45																

USEFUL INFORMATION

TABLE 6: QD BUSHING TABLE FOR "5V" SHEAVES								
O.D.	Datum	Number of grooves						
		2	3	4	5	6	8	10
4.40	4.30	*SH						
4.65	4.55	SDS 1/2" to 2"			SD 1/2" to 2"			
4.90	4.80							
5.20	5.10							
5.50	5.40							
5.90	5.80							
6.30	6.20	SK 1/2" to 2 5/8"						
6.70	6.60							
7.10	7.00							
7.50	7.40	SF 1/2" to 2 15/16"			E 7/8" to 3 1/2"			
8.00	7.90							
8.50	8.40							
9.00	8.90							
9.25	9.15							
9.75	9.65							
10.30	10.20							
10.90	10.80							
11.30	11.20							
11.80	11.70							
12.50	12.40	SF 1/2" to 2 15/16"						
13.20	13.10							
14.00	13.90							
15.00	14.90							
16.00	15.90							
18.70	18.60	J 1 7/16" to 4 1/2"						
21.20	21.10							
23.60	23.50							
28.00	27.90	M 1 15/16" to 5 1/2"						
31.50	31.40							
37.50	37.40							
50.00	49.90							

*SH 1/2" to 1 11/16"

USEFUL INFORMATION

TABLE 7: QD BUSHING TABLE FOR "8V" SHEAVES							
O.D.	Datum	Number of grooves					
		4	5	6	8	10	12
12.5	12.3	F 1" to 4"					
13.2	13.0						
14.0	13.8						
15.0	14.8						
16.0	15.8						
17.0	16.8						
18.0	17.8	J 1 7/16" to 4 1/2"					
19.0	18.8						
20.0	19.8						
21.2	21.0	M 1 15/16" to 5 1/2"					
22.4	22.2						
24.8	24.6						
30.0	29.8						
35.5	35.3	N 2 3/4" to 6"					
40.0	39.8						
44.5	44.3						
53.0	52.8	P 2 15/16" to 7"					
58.0	57.8						
63.0	62.8						
71.0	70.8						
		W 4 7/16" to 8 1/2"					

USEFUL INFORMATION

TABLE 8: STANDARD NUMBER OF GROOVES AVAILABLE FROM STOCK

Section	Number of grooves
A	1, 2
AB	1,2,3,4,5,6,7,8,10
C	1,2,3,4,5,6,7,8,9,10,12
D	3,4,5,6,8,10,12
3V	1,2,3,4,5,6,8,10
5V	2,3,4,5,6,7,8,9,10
8V	4,5,6,8,10,12

TABLE 9: STANDARD SHEAVE FACE WIDTHS (in inches)

	1	2	3	4	5	6	7	8	9	10	11	12	Distance between 2 grooves
A	0.75	1.375	2	2.625	3.25	3.875	4.5	5.125	5.75	6.375	7	7.625	0.63
B	*1	1.75	2.5	3.25	4	4.75	5.5	6.25	7	7.75	8.5	9.25	0.75
C	1.375	2.375	3.375	4.375	5.375	6.375	7.375	8.375	9.375	10.375	11.375	12.375	1
D	1.75	3.187	4.625	6.062	7.5	8.937	10.375	11.813	13.25	14.688	16.125	17.563	1.44
3V	*0.812	1.093	1.5	1.906	2.312	2.718	3.125	3.531	3.937	4.344	4.75	5.156	0.41
5V	1	1.687	2.375	3.062	3.75	4.437	5.125	5.812	6.5	7.187	7.875	8.562	0.69
8V	1.5	2.625	3.75	4.875	6	7.125	8.25	9.375	10.5	11.625	12.75	13.875	1.125

*B: 7/8 up to 7.15 O.D. and 1 in. thereafter

*3V: 11/16 up to 10.6 O.D. and 13/16 in. thereafter



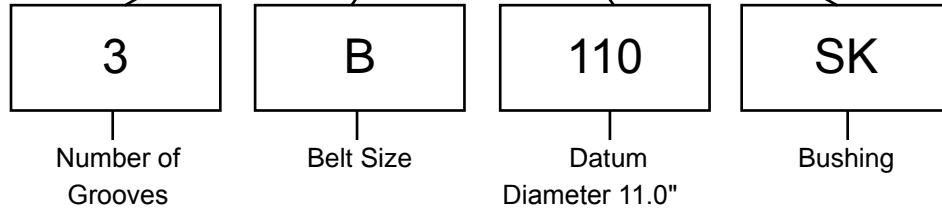
Non standard products

PRODUCT NOMENCLATURE

Classical A - B - C - D "QD" Sheaves

3B110

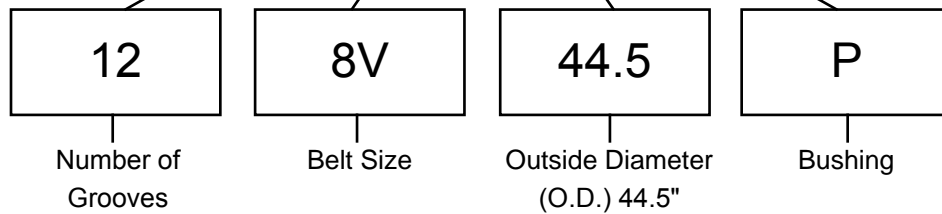
(Listed under "B" column - SK)



Narrow 3V-5V-8V "QD" Sheaves

12-8V44.5

(Listed under "B" column - P)

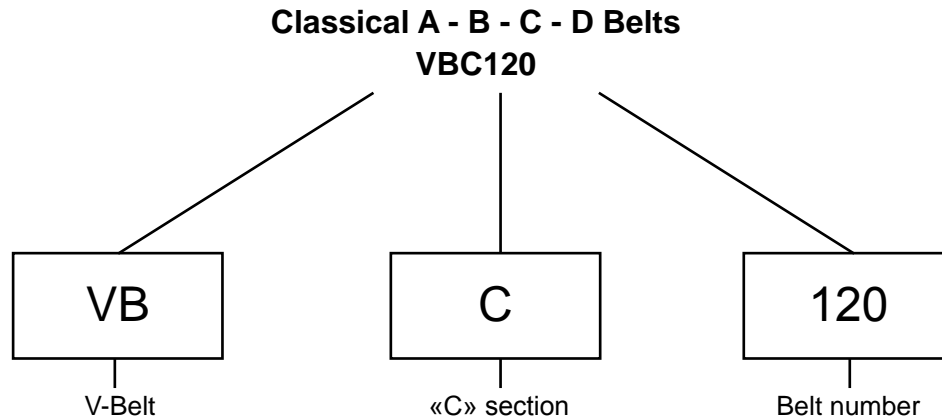


Note that for 3V - 5V - 8V P.D. = O.D.

WARNING:

Excessive sheave RIM speed may cause sheave failure resulting in injury to personnel and/or equipment damage.

PRODUCT NOMENCLATURE



OUTSIDE LENGTH CALCULATION FROM BELT NUMBER

A Section: Up to belt number 210 add 2 to obtain outside length in inches

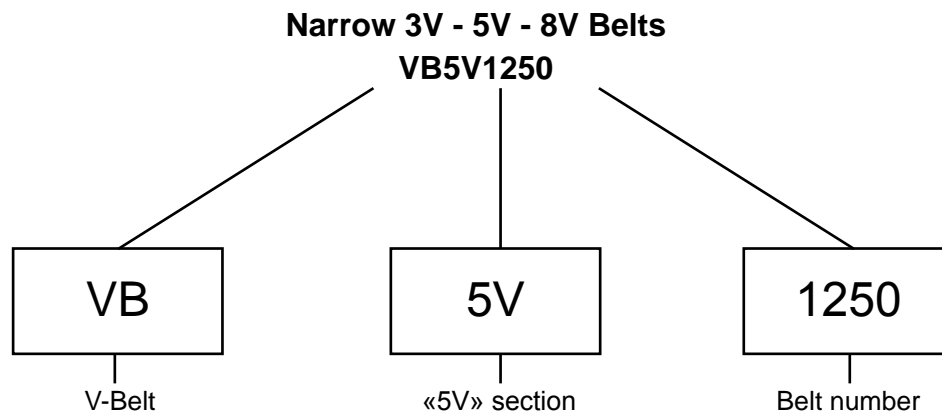
B Section: Up to belt number 210 add 3 to obtain outside length in inches

C Section: Up to belt number 210 add 4 to obtain outside length in inches

D Section: Up to belt number 210 add 5 to obtain outside length in inches

Note: The belt number corresponds to the belt inside length.

Example: VBC120 → inside length = 120 inches
outside length = 120 + 4 = 124 inches



OUTSIDE LENGTH CALCULATION FROM BELT NUMBER

3V-5V-8V Section: Divide the belt number by 10 to obtain the belt outside length.

Example: VB5V1250 → outside length = 1250/10 = 125 inches

“So often, customers just replace belts and don’t think about looking for worn sheaves as the problem”.

– Pete Kalgreen, Akron Bearing Company

Importance of checking Sheave Grooves in a V-belt drive

When V-belt drive applications are well-designed and installed properly with adequate tensioning, in many cases they are the near-perfect power transmission system – quiet, smooth and minimum maintenance for years. Occasional inspection however, will ensure optimal drive efficiency, and one sign of wear to look for, that is often overlooked, is the rounding or deepening of V-belt pulley (hereafter referred to as sheaves) grooves.

Signs to look for:

One sign of worn grooves is that it cause one or more belts to ride lower than the others, known as “differential driving”, resulting in premature wearing of belts and reduced performance levels (Image 1). Are one or more of the belts slack, while others are tight in a proper tensioned drive? This is a sign some may be riding higher than others due to rounded grooves.

Or, is the bottom of the groove shiny? Then this indicates that the sheave, the belt or both are very worn and the belt is “bottoming”. Belts, depending on the type, can ride at or above the highest point of the sheave, but they should never be allowed to touch the bottom of the groove. If they do, the sheave should be replaced immediately.

How to be sure?

A handy, inexpensive tool to have on hand is a Sheave Gage (Part #006346). For use with all classical, narrow and A/B combination sheaves, choose the proper key based on the belt section and the size of the sheave. Insert it into the groove (Image 2) until the rim touches the flange, and if there is more than 1/32" of wear, the time has come to replace the part. If the wearing is premature, it could be caused by misalignment between the sheaves, thus forcing the belts in and out at an angle to the groove.

The cost of replacing the sheave is soon offset by the number of belts that will be quickly ruined if the sheave sidewalls are rounded, if they “touch bottom” and slip or burn, or through decreased performance levels as a result of reduced wedging action and less gripping power.

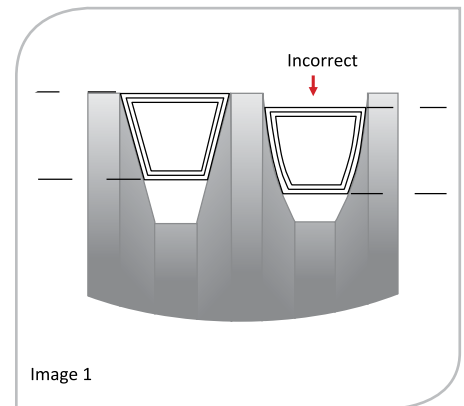


Image 1

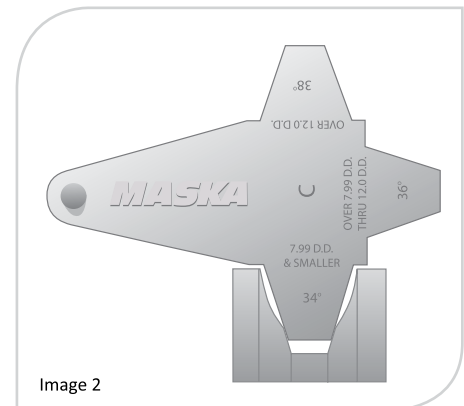


Image 2

DRIVE SELECTION TABLES

DRIVE SELECTION TABLES

POWER RATING NOTICE

In the following tables, the power rating calculation is based on RMA/MPTA standards. Here are some considerations when consulting the tables.

Adjusted power rating

The basic power rating is evaluated according to the size of the sheaves and the speed of the drive. A length correction factor and an arc correction factor have to be applied to adjust this basic power rating depending on the ratio and the center distance. In the following tables, the adjusted power rating is presented, including both correction factors, compared to other existing tables that only show basic horsepower values.

When different center distances than those suggested (*)

To simplify these tables, a typical center distance has been evaluated for each sheave combination. For other center distances than those suggested in the tables, here are certain factors that should be taken into consideration:

Longer center distances mean slightly higher power ratings and inversely, shorter center distances mean lower power ratings. For high ratio drives, small center distance changes may affect the power rating considerably.

Minimum recommended diameter

According to the RMA, there are minimum recommended sheave diameters depending on the belt used. Drives not adhering to this standard have been calculated but are shown with a shaded area for practical purposes.

Maximum sheave rim speed

Standard Maska sheaves are designed to operate up to 6,500 FPM as per industry standards. Drives exceeding this speed require a ductile iron construction and are shown with a “-” sign in the table. In such cases, please contact our Technical Support Department for assistance at 1-800-463-8928.

For more detailed drive calculations and possibilities, please run our Drive Selection Program software available online at www.maskapulleys.com or contact our Technical Support Department at 1-800-463-8928.

A & AX BELTS											
	Ratio	Datum Driver	Datum Driven	Center Distance	RPM Driver = 1750			RPM Driver = 3500			*Belt Number
		in	in	in	Driven	HP / Belt		Driven	HP / Belt		
					RPM	A	AX	RPM	A	AX	
1	1.00	2.55	2.55	8.65	1750	1.12	1.64	3500	1.44	2.31	24
2	1.00	2.80	2.80	9.25	1750	1.47	2.00	3500	2.04	2.91	26
3	1.00	3.00	3.00	9.94	1750	1.77	2.30	3500	2.54	3.41	28
4	1.00	3.20	3.20	10.13	1750	2.06	2.58	3500	3.02	3.88	29
5	1.00	3.50	3.50	11.16	1750	2.52	3.04	3500	3.77	4.64	32
6	1.00	3.70	3.70	11.84	1750	2.84	3.36	3500	4.27	5.14	34
7	1.00	4.00	4.00	12.37	1750	3.29	3.80	3500	4.99	5.87	36
8	1.00	4.20	4.20	13.06	1750	3.62	4.12	3500	5.49	6.37	38
9	1.00	4.50	4.50	13.59	1750	4.08	4.58	3500	6.18	7.09	40
10	1.00	4.70	4.70	14.27	1750	4.41	4.90	3500	6.67	7.60	42
11	1.00	5.00	5.00	15.30	1750	4.90	5.39	3500	7.38	8.35	45
12	1.00	5.20	5.20	15.49	1750	5.20	5.69	3500	7.81	8.80	46
13	1.00	5.50	5.50	16.52	1750	5.70	6.18	3500	8.49	9.54	49
14	1.00	5.70	5.70	17.20	1750	6.04	6.51	3500	8.93	10.02	51
15	1.00	6.00	6.00	17.73	1750	6.51	6.97	3500	9.53	10.69	53
16	1.00	6.20	6.20	18.42	1750	6.84	7.30	3500	9.93	11.16	55
17	1.00	6.50	6.50	18.45	1750	7.28	7.72	3500	10.43	11.75	56
18	1.00	6.70	6.70	20.13	1750	7.67	8.12	3500	10.89	12.31	60
19	1.00	7.00	7.00	20.66	1750	8.14	8.58	3500	11.38	12.92	62
20	1.00	7.50	7.50	21.88	1750	8.93	9.36	-	-	-	66
21	1.00	7.75	7.75	22.48	1750	9.32	9.75	-	-	-	68
22	1.00	8.00	8.00	23.09	1750	9.71	10.13	-	-	-	70
23	1.00	8.50	8.50	24.81	1750	10.50	10.93	-	-	-	75
24	1.00	8.75	8.75	25.91	1750	10.91	11.34	-	-	-	78
25	1.00	9.00	9.00	25.52	1750	11.22	11.65	-	-	-	78
26	1.00	9.50	9.50	26.74	1750	11.95	12.40	-	-	-	82
27	1.00	9.75	9.75	27.84	1750	12.34	12.80	-	-	-	85
28	1.00	10.00	10.00	27.95	1750	12.66	13.13	-	-	-	86
29	1.00	10.50	10.50	29.17	1750	13.35	13.85	-	-	-	90
30	1.00	10.75	10.75	28.77	1750	13.62	14.14	-	-	-	90
31	1.00	11.00	11.00	28.38	1750	13.89	14.43	-	-	-	90
32	1.00	11.75	11.75	34.70	1750	15.13	15.76	-	-	-	105
33	1.00	12.00	12.00	34.31	1750	15.38	16.04	-	-	-	105
34	1.00	13.00	13.00	36.24	1750	16.52	17.34	-	-	-	112
35	1.02	10.50	10.75	28.97	1710	13.38	13.89	-	-	-	90
36	1.02	10.75	11.00	28.58	1711	13.65	14.18	-	-	-	90
37	1.02	11.75	12.00	34.51	1714	15.16	15.79	-	-	-	105
38	1.03	5.50	5.70	16.36	1691	5.75	6.23	3382	8.60	9.65	49
39	1.03	6.00	6.20	18.07	1696	6.59	7.05	3391	9.67	10.85	54
40	1.03	6.50	6.70	18.29	1700	7.32	7.77	3399	10.52	11.85	56
41	1.03	7.50	7.75	21.68	1695	8.97	9.41	-	-	-	66
42	1.03	7.75	8.00	22.79	1697	9.40	9.83	-	-	-	69
43	1.03	8.50	8.75	24.61	1701	10.54	10.97	-	-	-	75
44	1.03	8.75	9.00	25.72	1703	10.95	11.38	-	-	-	78
45	1.03	9.50	9.75	26.54	1706	11.98	12.44	-	-	-	82
46	1.03	9.75	10.00	28.15	1707	12.40	12.87	-	-	-	86
47	1.04	2.45	2.55	8.22	1688	1.02	1.55	3375	1.30	2.17	23
48	1.04	4.50	4.70	13.93	1679	4.16	4.67	3359	6.35	7.27	41
49	1.04	5.00	5.20	15.14	1686	4.96	5.45	3372	7.50	8.47	45
50	1.04	6.70	7.00	19.89	1678	7.74	8.18	3355	11.03	12.44	60

*   See page 18

A & AX BELTS

	Ratio	Datum Driver	Datum Driven	Center Distance	RPM Driver = 1750			RPM Driver = 3500			*Belt Number
		in	in	in	Driven	HP / Belt		Driven	HP / Belt		
					RPM	A	AX	RPM	A	AX	
51	1.05	3.50	3.70	11.00	1661	2.60	3.12	3323	3.92	4.79	32
52	1.05	4.00	4.20	12.71	1671	3.38	3.90	3343	5.16	6.05	37
53	1.05	5.70	6.00	16.96	1666	6.11	6.58	3332	9.08	10.18	51
54	1.05	6.20	6.50	18.68	1672	6.94	7.40	3344	10.12	11.36	56
55	1.05	9.00	9.50	26.13	1660	11.35	11.79	-	-	-	80
56	1.05	9.50	10.00	27.84	1665	12.11	12.57	-	-	-	85
57	1.05	10.00	10.50	29.56	1669	12.84	13.33	-	-	-	90
58	1.05	10.50	11.00	28.77	1672	13.41	13.91	-	-	-	90
59	1.06	3.00	3.20	9.78	1649	1.85	2.38	3297	2.71	3.58	28
60	1.06	4.70	5.00	14.53	1650	4.51	5.02	3300	6.88	7.82	43
61	1.06	5.20	5.50	16.25	1659	5.34	5.83	3317	8.05	9.06	48
62	1.06	7.50	8.00	21.98	1644	9.04	9.48	-	-	-	67
63	1.06	8.00	8.50	23.20	1650	9.82	10.25	-	-	-	71
64	1.06	8.50	9.00	24.41	1655	10.58	11.01	-	-	-	75
65	1.07	2.80	3.00	9.10	1642	1.56	2.09	3285	2.22	3.09	26
66	1.07	4.20	4.50	13.32	1639	3.73	4.25	3279	5.71	6.61	39
67	1.07	6.50	7.00	20.05	1629	7.50	7.96	3259	10.82	12.17	60
68	1.07	7.00	7.50	20.77	1637	8.26	8.71	3274	11.62	13.17	63
69	1.07	10.00	10.75	29.36	1631	12.87	13.35	-	-	-	90
70	1.07	11.00	11.75	27.79	1641	13.96	14.51	-	-	-	90
71	1.08	3.70	4.00	11.60	1626	2.94	3.46	3253	4.47	5.35	34
72	1.08	5.70	6.20	17.31	1614	6.17	6.65	3229	9.20	10.31	52
73	1.08	6.00	6.50	17.84	1620	6.64	7.11	3241	9.79	10.97	54
74	1.08	6.20	6.70	18.52	1624	6.97	7.44	3248	10.19	11.43	56
75	1.08	8.75	9.50	25.32	1615	11.01	11.45	-	-	-	78
76	1.08	9.00	9.75	25.93	1619	11.38	11.82	-	-	-	80
77	1.08	9.75	10.50	27.75	1628	12.46	12.92	-	-	-	86
78	1.08	12.00	13.00	33.52	1618	15.47	16.13	-	-	-	105
79	1.08	13.00	14.00	35.45	1627	16.60	17.42	-	-	-	112
80	1.09	2.55	2.80	8.45	1607	1.22	1.75	3213	1.66	2.54	24
81	1.09	3.20	3.50	10.39	1610	2.19	2.72	3220	3.26	4.14	30
82	1.09	5.20	5.70	16.09	1603	5.38	5.87	3206	8.14	9.15	48
83	1.09	5.50	6.00	16.62	1610	5.84	6.33	3220	8.77	9.83	50
84	1.09	7.75	8.50	22.89	1600	9.49	9.93	-	-	-	70
85	1.09	8.00	8.75	23.50	1604	9.88	10.31	-	-	-	72
86	1.09	10.75	11.75	27.98	1604	13.72	14.24	-	-	-	90
87	1.09	11.00	12.00	35.09	1607	14.45	15.01	-	-	-	105
88	1.10	4.70	5.20	14.38	1589	4.56	5.06	3179	6.97	7.91	43
89	1.10	5.00	5.50	15.41	1598	5.05	5.54	3196	7.67	8.65	46
90	1.10	7.00	7.75	20.57	1586	8.29	8.74	3172	11.69	13.24	63
91	1.10	9.50	10.50	27.45	1587	12.15	12.61	-	-	-	85
92	1.10	9.75	10.75	27.55	1591	12.47	12.94	-	-	-	86
93	1.10	10.00	11.00	29.16	1594	12.89	13.37	-	-	-	90
94	1.10	11.75	13.00	33.72	1585	15.23	15.87	-	-	-	105
95	1.11	4.20	4.70	13.16	1573	3.77	4.29	3146	5.80	6.70	39
96	1.11	4.50	5.00	14.19	1583	4.26	4.77	3167	6.53	7.46	42
97	1.11	6.00	6.70	18.18	1574	6.70	7.17	3147	9.90	11.08	55
98	1.11	8.50	9.50	25.52	1571	10.72	11.16	-	-	-	78
99	1.11	8.75	9.75	25.12	1575	11.03	11.47	-	-	-	78
100	1.11	9.00	10.00	26.23	1579	11.43	11.87	-	-	-	81

*   See page 18

A & AX BELTS											
	Ratio	Datum Driver	Datum Driven	Center Distance	RPM Driver = 1750			RPM Driver = 3500			*Belt Number
		in	in	in	Driven	HP / Belt		Driven	HP / Belt		
					RPM	A	AX	RPM	A	AX	
101	1.11	10.75	12.00	27.78	1571	13.73	14.25	-	-	-	90
102	1.12	4.00	4.50	12.47	1566	3.45	3.97	3132	5.31	6.20	37
103	1.12	5.50	6.20	16.46	1560	5.87	6.36	3120	8.83	9.89	50
104	1.12	6.20	7.00	18.28	1557	7.01	7.48	3114	10.28	11.52	56
105	1.12	6.70	7.50	20.00	1569	7.84	8.29	3139	11.23	12.66	61
106	1.12	8.00	9.00	23.30	1561	9.90	10.34	-	-	-	72
107	1.12	10.50	11.75	28.18	1568	13.46	13.97	-	-	-	90
108	1.13	2.45	2.80	8.53	1549	1.13	1.66	3098	1.50	2.39	24
109	1.13	2.80	3.20	8.94	1547	1.62	2.15	3094	2.34	3.22	26
110	1.13	3.50	4.00	11.26	1544	2.69	3.22	3088	4.10	4.99	33
111	1.13	3.70	4.20	11.95	1553	3.00	3.53	3107	4.60	5.49	35
112	1.13	5.00	5.70	15.25	1544	5.08	5.58	3088	7.74	8.72	46
113	1.13	5.70	6.50	17.07	1543	6.21	6.69	3085	9.29	10.40	52
114	1.13	7.50	8.50	22.08	1550	9.13	9.57	-	-	-	68
115	1.13	7.75	8.75	22.69	1556	9.51	9.95	-	-	-	70
116	1.13	9.50	10.75	27.75	1551	12.20	12.66	-	-	-	86
117	1.13	9.75	11.00	27.35	1556	12.49	12.96	-	-	-	86
118	1.14	3.20	3.70	10.23	1528	2.23	2.76	3057	3.36	4.25	30
119	1.14	7.00	8.00	20.87	1538	8.35	8.80	3076	11.79	13.35	64
120	1.14	8.50	9.75	25.32	1531	10.74	11.18	-	-	-	78
121	1.14	8.75	10.00	25.92	1537	11.11	11.55	-	-	-	80
122	1.14	10.50	12.00	27.98	1536	13.47	13.98	-	-	-	90
123	1.15	3.00	3.50	10.04	1517	1.95	2.49	3033	2.90	3.79	29
124	1.15	4.50	5.20	14.03	1525	4.29	4.80	3050	6.60	7.53	42
125	1.15	5.20	6.00	15.85	1526	5.42	5.91	3052	8.23	9.24	48
126	1.15	6.50	7.50	19.65	1524	7.56	8.02	3048	10.95	12.31	60
127	1.15	6.70	7.75	19.80	1520	7.86	8.31	3041	11.28	12.71	61
128	1.15	9.50	11.00	27.55	1517	12.21	12.67	-	-	-	86
129	1.15	13.00	15.00	38.66	1520	16.90	17.74	-	-	-	120
130	1.16	2.55	3.00	8.79	1508	1.29	1.83	3015	1.79	2.68	25
131	1.16	4.00	4.70	12.82	1503	3.51	4.04	3005	5.41	6.32	38
132	1.16	4.70	5.50	14.64	1507	4.63	5.14	3013	7.10	8.06	44
133	1.16	6.00	7.00	17.94	1509	6.73	7.20	3017	9.97	11.16	55
134	1.16	7.50	8.75	22.39	1507	9.18	9.62	-	-	-	69
135	1.16	7.75	9.00	22.99	1514	9.56	10.01	-	-	-	71
136	1.16	9.00	10.50	26.33	1506	11.49	11.94	-	-	-	82
137	1.16	12.00	14.00	35.23	1504	15.66	16.33	-	-	-	110
138	1.17	2.35	2.80	8.10	1492	1.01	1.54	2984	1.31	2.21	23
139	1.17	5.50	6.50	16.72	1491	5.93	6.42	2981	8.95	10.02	51
140	1.17	5.70	6.70	17.41	1498	6.27	6.75	2996	9.38	10.50	53
141	1.17	8.50	10.00	25.12	1494	10.75	11.19	-	-	-	78
142	1.17	10.00	11.75	28.56	1495	12.92	13.41	-	-	-	90
143	1.18	4.20	5.00	13.42	1483	3.84	4.37	2967	5.94	6.85	40
144	1.18	5.20	6.20	16.19	1479	5.47	5.97	2957	8.32	9.34	49
145	1.18	8.00	9.50	24.40	1481	10.02	10.47	-	-	-	75
146	1.18	11.00	13.00	34.30	1486	14.49	15.05	-	-	-	105
147	1.19	3.50	4.20	11.10	1475	2.73	3.26	2949	4.18	5.06	33
148	1.19	5.00	6.00	15.01	1470	5.11	5.61	2940	7.81	8.80	46
149	1.19	6.50	7.75	19.45	1477	7.58	8.04	2953	10.99	12.35	60
150	1.19	6.70	8.00	20.10	1474	7.91	8.37	2948	11.37	12.80	62

* - See page 18

A & AX BELTS

	Ratio	Datum Driver	Datum Driven	Center Distance	RPM Driver = 1750			RPM Driver = 3500			*Belt Number
		in	in	in	Driven	HP / Belt		Driven	HP / Belt		
					RPM	A	AX		RPM	A	
151	1.19	7.50	9.00	22.18	1466	9.19	9.64	-	-	-	69
152	1.19	8.75	10.50	25.52	1465	11.13	11.57	-	-	-	80
153	1.19	9.00	10.75	26.13	1472	11.49	11.95	-	-	-	82
154	1.19	11.75	14.00	32.92	1474	15.26	15.90	-	-	-	105
155	1.20	2.45	3.00	8.37	1454	1.17	1.70	2908	1.60	2.49	24
156	1.20	3.70	4.50	11.71	1455	3.05	3.58	2911	4.70	5.59	35
157	1.20	4.70	5.70	14.48	1456	4.65	5.16	2912	7.15	8.10	44
158	1.20	6.20	7.50	17.88	1456	7.05	7.52	2913	10.37	11.62	56
159	1.20	9.75	11.75	28.76	1458	12.64	13.12	-	-	-	90
160	1.20	10.00	12.00	28.36	1464	12.93	13.41	-	-	-	90
161	1.20	10.75	13.00	34.49	1453	14.22	14.77	-	-	-	105
162	1.21	4.50	5.50	14.29	1446	4.35	4.87	2891	6.71	7.65	43
163	1.21	5.50	6.70	17.06	1448	5.98	6.47	2896	9.03	10.11	52
164	1.21	7.00	8.50	20.97	1450	8.41	8.86	2900	11.91	13.48	65
165	1.21	8.00	9.75	24.20	1444	10.03	10.48	-	-	-	75
166	1.22	3.00	3.70	9.88	1440	1.99	2.52	2880	2.97	3.86	29
167	1.22	4.20	5.20	13.26	1429	3.87	4.39	2858	5.98	6.90	40
168	1.22	5.70	7.00	17.67	1436	6.32	6.81	2872	9.48	10.60	54
169	1.22	6.50	8.00	19.75	1432	7.62	8.09	2864	11.07	12.44	61
170	1.22	7.75	9.50	23.09	1436	9.62	10.06	-	-	-	72
171	1.22	8.75	10.75	25.82	1432	11.16	11.61	-	-	-	81
172	1.22	9.00	11.00	25.93	1439	11.50	11.95	-	-	-	82
173	1.23	2.55	3.20	8.63	1420	1.33	1.87	2841	1.87	2.77	25
174	1.23	2.80	3.50	9.70	1423	1.71	2.25	2847	2.50	3.40	28
175	1.23	3.20	4.00	10.49	1421	2.30	2.84	2841	3.49	4.38	31
176	1.23	5.00	6.20	15.85	1424	5.19	5.69	2849	7.94	8.94	48
177	1.23	8.50	10.50	24.71	1424	10.76	11.20	-	-	-	78
178	1.23	9.50	11.75	28.95	1422	12.35	12.82	-	-	-	90
179	1.23	9.75	12.00	28.55	1429	12.64	13.12	-	-	-	90
180	1.23	10.50	13.00	27.17	1420	13.48	13.99	-	-	-	90
181	1.24	4.00	5.00	12.58	1417	3.55	4.07	2833	5.49	6.39	38
182	1.24	5.20	6.50	15.95	1413	5.49	5.99	2826	8.37	9.39	49
183	1.24	6.00	7.50	18.04	1411	6.79	7.27	2823	10.09	11.29	56
184	1.24	6.20	7.75	19.68	1411	7.19	7.67	2822	10.59	11.86	60
185	1.24	7.00	8.75	21.27	1410	8.45	8.91	2819	11.98	13.56	66
186	1.24	8.00	10.00	24.00	1409	10.04	10.48	-	-	-	75
187	1.24	12.00	15.00	34.42	1406	15.66	16.34	-	-	-	110
188	1.25	2.35	3.00	8.44	1400	1.06	1.60	2800	1.41	2.31	24
189	1.25	3.70	4.70	12.05	1396	3.10	3.63	2793	4.78	5.68	36
190	1.25	4.50	5.70	14.13	1397	4.37	4.88	2794	6.75	7.69	43
191	1.25	7.75	9.75	22.89	1400	9.62	10.07	-	-	-	72
192	1.25	8.75	11.00	26.12	1400	11.20	11.65	-	-	-	82
193	1.26	4.70	6.00	14.74	1386	4.70	5.21	2772	7.24	8.20	45
194	1.26	5.50	7.00	16.82	1388	6.00	6.49	2776	9.07	10.15	52
195	1.26	6.70	8.50	20.20	1390	7.96	8.42	2780	11.47	12.91	63
196	1.26	7.50	9.50	22.28	1391	9.24	9.68	-	-	-	70
197	1.26	8.50	10.75	25.51	1392	10.83	11.27	-	-	-	80
198	1.26	9.50	12.00	28.75	1393	12.35	12.82	-	-	-	90
199	1.27	3.50	4.50	11.36	1382	2.78	3.32	2763	4.28	5.18	34
200	1.27	11.00	14.00	33.49	1382	14.49	15.06	-	-	-	105

* - See page 18

A & AX BELTS											
	Ratio	Datum Driver	Datum Driven	Center Distance	RPM Driver = 1750			RPM Driver = 3500			*Belt Number
		in	in	in	Driven	HP / Belt		Driven	HP / Belt		
					RPM	A	AX	RPM	A	AX	
201	1.27	11.75	15.00	34.61	1377	15.42	16.06	-	-	-	110
202	1.28	2.45	3.20	8.71	1370	1.22	1.75	2739	1.68	2.58	25
203	1.28	4.00	5.20	12.91	1365	3.59	4.12	2729	5.56	6.48	39
204	1.28	5.20	6.70	16.29	1372	5.53	6.03	2745	8.44	9.47	50
205	1.28	6.00	7.75	17.83	1367	6.80	7.28	2734	10.11	11.31	56
206	1.28	6.20	8.00	19.48	1368	7.20	7.68	2736	10.62	11.89	60
207	1.28	7.00	9.00	21.07	1372	8.46	8.91	2743	12.00	13.58	66
208	1.28	7.75	10.00	22.69	1366	9.62	10.07	-	-	-	72
209	1.29	3.20	4.20	10.83	1357	2.34	2.88	2713	3.57	4.47	32
210	1.29	4.20	5.50	13.52	1354	3.91	4.44	2709	6.07	6.99	41
211	1.29	5.00	6.50	15.60	1361	5.20	5.71	2722	7.98	8.97	48
212	1.29	6.70	8.75	20.50	1351	8.00	8.46	2703	11.53	12.98	64
213	1.29	7.50	9.75	22.58	1356	9.27	9.72	-	-	-	71
214	1.29	8.50	11.00	25.31	1361	10.83	11.27	-	-	-	80
215	1.29	10.00	13.00	27.55	1354	12.92	13.41	-	-	-	90
216	1.30	2.80	3.70	9.54	1351	1.73	2.27	2703	2.56	3.46	28
217	1.30	4.70	6.20	15.07	1343	4.74	5.25	2686	7.31	8.28	46
218	1.30	5.70	7.50	17.77	1344	6.37	6.86	2687	9.58	10.71	55
219	1.30	6.50	8.50	19.85	1350	7.67	8.13	2700	11.16	12.53	62
220	1.30	8.00	10.50	23.59	1343	10.04	10.48	-	-	-	75
221	1.30	9.00	11.75	26.83	1349	11.60	12.05	-	-	-	85
222	1.30	10.75	14.00	33.68	1351	14.22	14.77	-	-	-	105
223	1.31	3.00	4.00	10.14	1338	2.04	2.58	2676	3.07	3.97	30
224	1.32	3.50	4.70	11.70	1326	2.82	3.36	2652	4.35	5.25	35
225	1.32	4.50	6.00	14.39	1330	4.41	4.93	2660	6.83	7.77	44
226	1.32	5.00	6.70	15.94	1322	5.24	5.75	2644	8.04	9.04	49
227	1.32	6.00	8.00	17.63	1326	6.80	7.28	2652	10.13	11.32	56
228	1.32	7.50	10.00	22.88	1323	9.30	9.75	-	-	-	72
229	1.32	9.00	12.00	27.12	1321	11.63	12.08	-	-	-	86
230	1.33	2.35	3.20	8.28	1319	1.09	1.62	2638	1.46	2.37	24
231	1.33	3.70	5.00	12.30	1317	3.14	3.68	2633	4.87	5.77	37
232	1.33	5.20	7.00	16.05	1316	5.54	6.04	2631	8.46	9.49	50
233	1.33	6.50	8.75	20.15	1313	7.70	8.17	2625	11.22	12.59	63
234	1.33	6.70	9.00	20.29	1315	8.00	8.46	2630	11.54	12.99	64
235	1.33	8.00	10.75	23.39	1313	10.04	10.48	-	-	-	75
236	1.33	8.75	11.75	25.51	1313	11.19	11.64	-	-	-	82
237	1.33	9.75	13.00	27.74	1321	12.63	13.11	-	-	-	90
238	1.33	10.50	14.00	33.87	1320	13.94	14.47	-	-	-	105
239	1.34	2.55	3.50	8.89	1307	1.38	1.92	2613	1.97	2.87	26
240	1.34	4.20	5.70	13.36	1309	3.92	4.45	2618	6.09	7.02	41
241	1.34	5.70	7.75	17.56	1302	6.37	6.86	2603	9.59	10.72	55
242	1.34	7.00	9.50	21.16	1301	8.49	8.95	2603	12.07	13.65	67
243	1.34	7.75	10.50	23.78	1302	9.72	10.17	-	-	-	75
244	1.35	4.00	5.50	13.17	1293	3.63	4.16	2587	5.64	6.56	40
245	1.35	5.50	7.50	17.42	1298	6.07	6.57	2597	9.20	10.29	54
246	1.36	4.50	6.20	14.23	1289	4.42	4.94	2578	6.84	7.79	44
247	1.36	4.70	6.50	14.83	1283	4.74	5.26	2567	7.33	8.30	46
248	1.36	6.20	8.50	19.08	1290	7.20	7.68	2580	10.64	11.91	60
249	1.36	8.00	11.00	24.69	1283	10.13	10.58	-	-	-	78
250	1.36	8.75	12.00	26.81	1286	11.28	11.74	-	-	-	85

* - See page 18

A & AX BELTS

	Ratio	Datum Driver	Datum Driven	Center Distance	RPM Driver = 1750			RPM Driver = 3500			*Belt Number
		in	in	in	Driven	HP / Belt		Driven	HP / Belt		
					RPM	A	AX		RPM	A	
251	1.36	9.50	13.00	27.93	1288	12.34	12.81	-	-	-	90
252	1.36	11.00	15.00	32.68	1291	14.47	15.04	-	-	-	105
253	1.37	3.00	4.20	9.98	1278	2.05	2.59	2556	3.10	4.00	30
254	1.37	6.50	9.00	19.94	1277	7.70	8.17	2554	11.23	12.60	63
255	1.37	8.50	11.75	25.70	1276	10.88	11.33	-	-	-	82
256	1.38	3.20	4.50	10.59	1271	2.36	2.90	2542	3.61	4.51	32
257	1.38	3.70	5.20	12.14	1268	3.15	3.69	2537	4.89	5.79	37
258	1.38	5.00	7.00	15.70	1267	5.24	5.75	2534	8.06	9.06	49
259	1.38	7.00	9.75	21.46	1269	8.52	8.98	2538	12.12	13.70	68
260	1.38	7.75	10.75	23.58	1273	9.72	10.16	-	-	-	75
261	1.38	13.00	18.00	40.24	1271	17.16	18.01	-	-	-	128
262	1.39	2.45	3.50	8.46	1260	1.25	1.78	2520	1.74	2.64	25
263	1.39	2.80	4.00	9.79	1256	1.77	2.32	2512	2.63	3.54	29
264	1.39	5.50	7.75	17.21	1258	6.07	6.57	2516	9.21	10.30	54
265	1.39	5.70	8.00	17.86	1262	6.41	6.90	2524	9.65	10.78	56
266	1.39	7.50	10.50	22.47	1262	9.30	9.75	-	-	-	72
267	1.39	10.00	14.00	26.74	1259	12.89	13.37	-	-	-	90
268	1.39	10.75	15.00	32.87	1262	14.20	14.74	-	-	-	105
269	1.40	3.50	5.00	11.45	1250	2.83	3.37	2500	4.38	5.29	35
270	1.40	4.00	5.70	13.01	1250	3.63	4.16	2500	5.65	6.57	40
271	1.40	4.20	6.00	13.61	1246	3.96	4.49	2492	6.16	7.08	42
272	1.40	4.70	6.70	14.67	1246	4.75	5.26	2493	7.34	8.31	46
273	1.40	6.00	8.50	19.23	1250	6.93	7.42	2500	10.33	11.55	60
274	1.40	6.20	8.75	19.37	1254	7.23	7.71	2508	10.69	11.97	61
275	1.40	6.70	9.50	20.89	1247	8.06	8.53	2495	11.64	13.10	66
276	1.40	8.50	12.00	25.50	1250	10.87	11.32	-	-	-	82
277	1.41	2.55	3.70	8.72	1241	1.40	1.93	2481	2.00	2.90	26
278	1.41	7.00	10.00	21.75	1238	8.55	9.01	2476	12.16	13.75	69
279	1.41	7.75	11.00	23.37	1244	9.71	10.16	-	-	-	75
280	1.42	4.50	6.50	14.48	1231	4.45	4.97	2463	6.90	7.85	45
281	1.42	5.20	7.50	16.64	1231	5.60	6.11	2461	8.58	9.62	52
282	1.42	7.50	10.75	23.77	1233	9.39	9.84	-	-	-	75
283	1.42	10.50	15.00	33.06	1234	13.92	14.45	-	-	-	105
284	1.43	3.20	4.70	10.92	1220	2.39	2.93	2439	3.66	4.57	33
285	1.43	5.50	8.00	17.51	1220	6.10	6.60	2439	9.26	10.35	55
286	1.43	6.20	9.00	19.17	1220	7.23	7.71	2441	10.69	11.96	61
287	1.43	9.00	13.00	28.31	1222	11.72	12.19	-	-	-	90
288	1.43	9.75	14.00	26.92	1228	12.59	13.07	-	-	-	90
289	1.44	2.35	3.50	8.54	1213	1.12	1.66	2427	1.53	2.44	25
290	1.44	6.00	8.75	19.02	1215	6.93	7.42	2431	10.34	11.55	60
291	1.44	6.50	9.50	20.03	1212	7.72	8.19	2423	11.27	12.65	64
292	1.44	6.70	9.75	20.68	1216	8.05	8.52	2433	11.64	13.10	66
293	1.45	3.50	5.20	11.79	1204	2.86	3.40	2408	4.43	5.34	36
294	1.45	4.20	6.20	13.95	1207	3.99	4.52	2415	6.21	7.14	43
295	1.45	7.50	11.00	23.56	1206	9.38	9.84	-	-	-	75
296	1.45	8.00	11.75	24.07	1203	10.11	10.56	-	-	-	78
297	1.46	2.45	3.70	8.80	1196	1.27	1.81	2392	1.79	2.70	26
298	1.46	2.80	4.20	9.63	1199	1.78	2.32	2399	2.65	3.56	29
299	1.46	3.00	4.50	10.24	1197	2.08	2.63	2395	3.16	4.06	31
300	1.46	3.70	5.50	12.40	1202	3.18	3.72	2404	4.94	5.86	38

* - See page 18

A & AX BELTS											
	Ratio	Datum Driver	Datum Driven	Center Distance	RPM Driver = 1750			RPM Driver = 3500			*Belt Number
		in	in	in	Driven	HP / Belt		Driven	HP / Belt		
					RPM	A	AX	RPM	A	AX	
301	1.46	4.50	6.70	14.82	1196	4.48	5.00	2392	6.95	7.91	46
302	1.46	4.70	7.00	15.42	1195	4.81	5.33	2390	7.44	8.42	48
303	1.46	9.50	14.00	27.11	1197	12.30	12.76	-	-	-	90
304	1.47	4.00	6.00	13.26	1190	3.66	4.20	2380	5.71	6.63	41
305	1.47	5.20	7.75	16.43	1192	5.60	6.11	2384	8.58	9.62	52
306	1.47	5.70	8.50	17.45	1190	6.40	6.89	2380	9.65	10.78	56
307	1.47	6.70	10.00	20.98	1187	8.08	8.55	2373	11.69	13.14	67
308	1.47	8.75	13.00	26.49	1189	11.28	11.74	-	-	-	86
309	1.48	5.00	7.50	16.29	1185	5.30	5.81	2371	8.16	9.17	51
310	1.48	6.00	9.00	18.82	1182	6.93	7.41	2365	10.33	11.55	60
311	1.48	6.50	9.75	20.33	1181	7.75	8.22	2363	11.32	12.70	65
312	1.48	7.00	10.50	21.84	1180	8.57	9.03	2360	12.20	13.79	70
313	1.48	8.00	12.00	24.87	1179	10.17	10.62	-	-	-	80
314	1.49	10.00	15.00	33.43	1176	13.33	13.84	-	-	-	105
315	1.49	12.00	18.00	36.98	1175	15.90	16.59	-	-	-	120
316	1.50	7.75	11.75	24.26	1167	9.78	10.24	-	-	-	78
317	1.51	3.70	5.70	12.23	1162	3.18	3.72	2324	4.95	5.86	38
318	1.51	5.20	8.00	16.73	1156	5.63	6.14	2312	8.62	9.66	53
319	1.51	5.70	8.75	17.24	1157	6.39	6.88	2314	9.64	10.77	56
320	1.51	6.20	9.50	19.76	1158	7.28	7.76	2315	10.78	12.06	63
321	1.51	8.50	13.00	26.18	1156	10.93	11.38	-	-	-	85
322	1.52	2.35	3.70	8.37	1152	1.13	1.67	2304	1.55	2.46	25
323	1.52	2.55	4.00	9.48	1153	1.44	1.98	2306	2.07	2.99	28
324	1.52	3.00	4.70	10.57	1149	2.11	2.66	2298	3.20	4.11	32
325	1.52	3.20	5.00	11.18	1150	2.42	2.96	2300	3.71	4.62	34
326	1.52	4.00	6.20	13.10	1153	3.66	4.20	2306	5.71	6.63	41
327	1.52	4.20	6.50	13.70	1154	3.99	4.52	2307	6.21	7.14	43
328	1.52	5.00	7.75	16.08	1148	5.30	5.81	2297	8.16	9.17	51
329	1.52	5.50	8.50	17.60	1150	6.12	6.62	2300	9.30	10.40	56
330	1.52	6.50	10.00	20.62	1152	7.78	8.25	2305	11.36	12.74	66
331	1.52	7.00	10.75	22.14	1153	8.59	9.05	2307	12.24	13.84	71
332	1.52	11.75	18.00	37.16	1151	15.64	16.30	-	-	-	120
333	1.53	3.50	5.50	12.04	1141	2.89	3.43	2283	4.48	5.39	37
334	1.53	4.50	7.00	14.57	1147	4.47	5.00	2293	6.95	7.91	46
335	1.53	7.75	12.00	24.05	1143	9.77	10.22	-	-	-	78
336	1.53	9.75	15.00	33.62	1148	13.03	13.52	-	-	-	105
337	1.54	9.00	14.00	27.48	1136	11.68	12.14	-	-	-	90
338	1.55	5.70	9.00	19.04	1126	6.51	7.01	2251	9.83	10.98	60
339	1.55	6.20	9.75	19.55	1129	7.28	7.76	2258	10.77	12.05	63
340	1.55	6.70	10.50	21.06	1131	8.10	8.56	2263	11.72	13.18	68
341	1.55	7.00	11.00	21.93	1128	8.58	9.04	2256	12.23	13.82	71
342	1.55	7.50	11.75	22.94	1130	9.35	9.81	-	-	-	75
343	1.56	2.80	4.50	9.88	1124	1.81	2.35	2247	2.70	3.61	30
344	1.56	4.20	6.70	14.04	1121	4.01	4.54	2241	6.25	7.19	44
345	1.56	6.00	9.50	18.90	1122	6.94	7.43	2244	10.37	11.58	61
346	1.56	9.50	15.00	26.27	1119	12.24	12.71	-	-	-	90
347	1.57	2.45	4.00	8.55	1112	1.28	1.82	2224	1.81	2.72	26
348	1.57	4.70	7.50	15.51	1118	4.83	5.35	2235	7.48	8.46	49
349	1.57	5.00	8.00	16.38	1114	5.32	5.84	2227	8.20	9.21	52
350	1.57	5.50	8.75	17.39	1118	6.12	6.62	2236	9.30	10.39	56

* - See page 18

A & AX BELTS

	Ratio	Datum Driver	Datum Driven	Center Distance	RPM Driver = 1750			RPM Driver = 3500			*Belt Number
		in	in	in	Driven	HP / Belt		Driven	HP / Belt		
					RPM	A	AX	RPM	A	AX	
351	1.58	2.25	3.70	8.45	1108	1.01	1.55	2215	1.33	2.25	25
352	1.58	3.20	5.20	11.01	1108	2.42	2.96	2216	3.72	4.63	34
353	1.58	3.70	6.00	12.48	1106	3.20	3.75	2212	4.99	5.91	39
354	1.58	6.70	10.75	21.36	1106	8.12	8.59	2211	11.75	13.22	69
355	1.58	7.50	12.00	24.24	1107	9.44	9.90	-	-	-	78
356	1.58	8.75	14.00	27.67	1105	11.37	11.82	-	-	-	90
357	1.59	2.55	4.20	9.31	1101	1.44	1.99	2202	2.08	3.00	28
358	1.59	3.50	5.70	11.88	1103	2.89	3.43	2206	4.48	5.40	37
359	1.59	4.00	6.50	13.35	1102	3.69	4.22	2204	5.75	6.68	42
360	1.59	6.20	10.00	19.84	1101	7.30	7.78	2202	10.81	12.09	64
361	1.59	6.50	10.50	20.71	1099	7.79	8.26	2198	11.39	12.77	67
362	1.60	6.00	9.75	19.19	1094	6.97	7.45	2188	10.40	11.62	62
363	1.61	5.20	8.50	16.81	1090	5.65	6.16	2180	8.66	9.70	54
364	1.61	5.50	9.00	17.18	1088	6.11	6.61	2176	9.29	10.38	56
365	1.61	8.00	13.00	25.04	1090	10.18	10.64	-	-	-	82
366	1.62	2.80	4.70	9.72	1078	1.81	2.35	2157	2.70	3.61	30
367	1.62	3.00	5.00	10.32	1083	2.11	2.66	2167	3.21	4.12	32
368	1.62	4.70	7.75	15.30	1083	4.82	5.34	2166	7.48	8.45	49
369	1.62	6.70	11.00	21.15	1081	8.11	8.58	2162	11.74	13.20	69
370	1.62	11.00	18.00	33.70	1079	14.56	15.13	-	-	-	112
371	1.63	2.35	4.00	8.63	1071	1.15	1.69	2141	1.59	2.51	26
372	1.63	3.70	6.20	12.82	1072	3.23	3.77	2143	5.03	5.95	40
373	1.63	4.20	7.00	14.29	1074	4.03	4.57	2148	6.29	7.23	45
374	1.63	4.50	7.50	15.16	1073	4.52	5.05	2145	7.04	8.00	48
375	1.63	6.50	10.75	21.00	1074	7.81	8.29	2148	11.42	12.81	68
376	1.63	8.50	14.00	25.84	1075	10.91	11.37	-	-	-	86
377	1.64	4.00	6.70	13.68	1070	3.71	4.25	2140	5.79	6.72	43
378	1.64	5.70	9.50	18.62	1068	6.50	6.99	2136	9.81	10.96	60
379	1.64	6.00	10.00	19.49	1067	6.99	7.48	2134	10.44	11.66	63
380	1.65	2.45	4.20	9.39	1062	1.31	1.86	2124	1.86	2.78	28
381	1.65	5.20	8.75	17.11	1060	5.67	6.18	2119	8.70	9.74	55
382	1.65	9.00	15.00	26.64	1061	11.62	12.08	-	-	-	90
383	1.66	7.00	11.75	21.80	1057	8.58	9.04	2115	12.23	13.83	72
384	1.66	7.75	13.00	24.72	1057	9.82	10.28	-	-	-	81
385	1.66	10.75	18.00	33.89	1055	14.28	14.83	-	-	-	112
386	1.67	3.20	5.50	11.26	1050	2.44	2.99	2100	3.75	4.67	35
387	1.67	3.50	6.00	12.13	1050	2.91	3.45	2100	4.52	5.44	38
388	1.67	4.70	8.00	15.59	1050	4.84	5.37	2100	7.52	8.49	50
389	1.67	5.00	8.50	16.46	1050	5.34	5.85	2100	8.23	9.24	53
390	1.67	6.20	10.50	19.92	1050	7.31	7.79	2100	10.83	12.11	65
391	1.67	6.50	11.00	20.79	1050	7.80	8.27	2100	11.41	12.79	68
392	1.68	3.00	5.20	10.66	1044	2.13	2.68	2087	3.24	4.16	33
393	1.68	4.50	7.75	14.95	1039	4.51	5.04	2078	7.03	7.99	48
394	1.68	5.70	9.75	18.41	1041	6.49	6.98	2083	9.80	10.94	60
395	1.69	7.00	12.00	23.10	1036	8.66	9.13	2071	12.36	13.97	75
396	1.69	8.75	15.00	26.82	1033	11.31	11.76	-	-	-	90
397	1.70	2.25	4.00	8.70	1029	1.02	1.57	2059	1.37	2.29	26
398	1.70	2.55	4.50	9.57	1032	1.46	2.01	2063	2.12	3.04	29
399	1.70	5.20	9.00	17.40	1031	5.69	6.20	2062	8.73	9.78	56
400	1.70	5.50	9.50	18.77	1032	6.22	6.72	2064	9.45	10.56	60

* - See page 18

A & AX BELTS											
	Ratio	Datum Driver	Datum Driven	Center Distance	RPM Driver = 1750			RPM Driver = 3500			*Belt Number
		in	in	in	Driven	HP / Belt		Driven	HP / Belt		
					RPM	A	AX	RPM	A	AX	
401	1.70	10.50	18.00	33.06	1031	13.92	14.45	-	-	-	110
402	1.71	2.35	4.20	8.46	1022	1.15	1.69	2045	1.60	2.51	26
403	1.71	3.70	6.50	12.57	1024	3.22	3.76	2048	5.02	5.94	40
404	1.71	4.00	7.00	13.43	1026	3.70	4.24	2052	5.78	6.71	43
405	1.71	5.00	8.75	16.75	1021	5.36	5.88	2042	8.26	9.28	54
406	1.71	6.20	10.75	20.22	1026	7.33	7.81	2052	10.87	12.15	66
407	1.71	7.50	13.00	24.40	1024	9.45	9.91	-	-	-	80
408	1.72	2.80	5.00	9.97	1017	1.83	2.37	2033	2.74	3.65	31
409	1.72	3.20	5.70	11.09	1015	2.44	2.98	2029	3.75	4.66	35
410	1.72	3.50	6.20	11.96	1017	2.90	3.45	2035	4.52	5.43	38
411	1.72	5.70	10.00	18.70	1016	6.51	7.00	2032	9.83	10.98	61
412	1.72	6.00	10.50	19.57	1017	7.00	7.49	2035	10.46	11.68	64
413	1.73	6.70	11.75	21.52	1014	8.13	8.61	2027	11.79	13.25	71
414	1.73	8.00	14.00	25.70	1013	10.23	10.68	-	-	-	85
415	1.74	4.20	7.50	14.37	1005	4.05	4.58	2010	6.32	7.26	46
416	1.74	4.50	8.00	15.24	1008	4.54	5.07	2015	7.06	8.02	49
417	1.74	5.50	9.75	18.56	1006	6.21	6.71	2013	9.44	10.55	60
418	1.74	6.20	11.00	20.51	1003	7.35	7.84	2007	10.90	12.19	67
419	1.74	8.50	15.00	27.01	1004	10.99	11.44	-	-	-	90
420	1.76	2.45	4.50	9.14	995	1.31	1.86	1989	1.87	2.79	28
421	1.76	3.70	6.70	12.90	995	3.24	3.79	1989	5.06	5.98	41
422	1.76	5.00	9.00	16.54	993	5.35	5.86	1986	8.25	9.27	54
423	1.76	6.00	10.75	19.86	994	7.02	7.51	1989	10.49	11.72	65
424	1.76	6.70	12.00	21.81	993	8.15	8.63	1986	11.82	13.29	72
425	1.77	2.55	4.70	9.40	990	1.46	2.01	1980	2.12	3.04	29
426	1.77	3.00	5.50	10.91	989	2.15	2.70	1978	3.27	4.19	34
427	1.77	4.70	8.50	15.67	990	4.86	5.38	1980	7.54	8.52	51
428	1.78	2.25	4.20	8.53	983	1.02	1.57	1966	1.37	2.29	26
429	1.78	5.50	10.00	18.34	982	6.19	6.70	1963	9.42	10.53	60
430	1.78	6.50	11.75	21.16	984	7.83	8.30	1969	11.45	12.84	70
431	1.78	7.75	14.00	24.38	982	9.79	10.25	-	-	-	82
432	1.78	10.00	18.00	30.91	983	13.16	13.66	-	-	-	105
433	1.79	2.80	5.20	10.30	979	1.84	2.39	1959	2.76	3.68	32
434	1.79	5.20	9.50	16.97	978	5.67	6.18	1956	8.70	9.75	56
435	1.80	3.50	6.50	12.21	972	2.92	3.47	1944	4.55	5.46	39
436	1.80	4.20	7.75	14.16	973	4.04	4.57	1947	6.31	7.25	46
437	1.80	6.00	11.00	19.65	972	7.01	7.49	1944	10.47	11.70	65
438	1.81	3.20	6.00	11.34	966	2.45	3.00	1932	3.78	4.70	36
439	1.81	5.70	10.50	18.78	969	6.51	7.01	1937	9.85	10.99	62
440	1.81	6.50	12.00	21.45	964	7.84	8.32	1929	11.48	12.87	71
441	1.82	4.00	7.50	14.01	960	3.74	4.28	1919	5.85	6.78	45
442	1.82	4.70	8.75	15.96	963	4.88	5.40	1925	7.57	8.55	52
443	1.83	2.35	4.50	9.21	958	1.18	1.73	1916	1.64	2.57	28
444	1.83	2.45	4.70	9.47	955	1.33	1.88	1909	1.89	2.82	29
445	1.83	3.00	5.70	10.74	956	2.14	2.69	1912	3.27	4.19	34
446	1.83	5.20	9.75	16.76	954	5.66	6.17	1908	8.68	9.73	56
447	1.83	7.00	13.00	22.25	958	8.61	9.07	1915	12.28	13.88	75
448	1.83	9.75	18.00	31.09	959	12.86	13.35	-	-	-	105
449	1.84	3.70	7.00	13.15	953	3.26	3.81	1907	5.09	6.01	42
450	1.84	4.50	8.50	15.31	950	4.55	5.08	1900	7.08	8.04	50

* - See page 18

A & AX BELTS

	Ratio	Datum Driver	Datum Driven	Center Distance	RPM Driver = 1750			RPM Driver = 3500			*Belt Number
		in	in	in	Driven	HP / Belt		Driven	HP / Belt		
					RPM	A	AX	RPM	A	AX	
451	1.84	7.50	14.00	24.56	952	9.46	9.92	-	-	-	82
452	1.85	3.50	6.70	12.54	944	2.94	3.49	1888	4.58	5.50	40
453	1.85	4.20	8.00	14.95	944	4.08	4.63	1888	6.38	7.33	48
454	1.85	5.70	10.75	19.07	947	6.53	7.03	1893	9.88	11.03	63
455	1.85	8.00	15.00	25.35	947	10.20	10.65	-	-	-	86
456	1.86	5.00	9.50	17.12	942	5.39	5.91	1885	8.31	9.34	56
457	1.86	6.20	11.75	20.87	941	7.37	7.86	1881	10.94	12.23	69
458	1.87	3.20	6.20	11.67	936	2.47	3.02	1872	3.81	4.73	37
459	1.87	4.70	9.00	16.25	936	4.89	5.42	1873	7.60	8.59	53
460	1.87	5.50	10.50	18.42	936	6.20	6.70	1872	9.44	10.54	61
461	1.87	9.50	18.00	31.27	935	12.55	13.03	-	-	-	105
462	1.88	2.55	5.00	9.65	933	1.47	2.02	1867	2.14	3.07	30
463	1.88	4.00	7.75	13.80	930	3.73	4.27	1859	5.83	6.77	45
464	1.88	5.20	10.00	18.56	930	5.77	6.29	1861	8.86	9.92	60
465	1.89	2.80	5.50	10.55	928	1.86	2.41	1857	2.79	3.71	33
466	1.89	4.50	8.75	15.60	924	4.56	5.10	1847	7.11	8.08	51
467	1.89	5.70	11.00	19.36	926	6.55	7.05	1851	9.91	11.06	64
468	1.90	2.25	4.50	8.27	921	1.02	1.56	1842	1.38	2.29	26
469	1.90	2.35	4.70	9.04	919	1.18	1.73	1838	1.64	2.57	28
470	1.90	5.00	9.75	16.90	919	5.37	5.89	1838	8.30	9.32	56
471	1.90	6.20	12.00	20.66	921	7.36	7.85	1843	10.92	12.21	69
472	1.91	5.50	10.75	18.71	915	6.22	6.72	1830	9.47	10.58	62
473	1.91	6.70	13.00	22.46	918	8.19	8.67	1836	11.88	13.35	75
474	1.91	7.75	15.00	25.53	918	9.86	10.32	-	-	-	86
475	1.92	3.00	6.00	10.98	910	2.16	2.71	1820	3.29	4.21	35
476	1.92	6.00	11.75	20.01	911	7.03	7.52	1823	10.51	11.74	67
477	1.93	3.50	7.00	12.79	905	2.95	3.51	1810	4.60	5.53	41
478	1.94	2.45	5.00	9.21	900	1.33	1.87	1800	1.89	2.81	29
479	1.94	4.00	8.00	14.09	902	3.75	4.29	1803	5.86	6.80	46
480	1.95	2.55	5.20	9.47	899	1.47	2.02	1798	2.14	3.06	30
481	1.95	2.80	5.70	10.38	897	1.85	2.40	1794	2.78	3.70	33
482	1.95	4.50	9.00	15.89	899	4.58	5.12	1797	7.14	8.11	52
483	1.95	5.00	10.00	16.69	896	5.36	5.88	1793	8.28	9.29	56
484	1.96	3.20	6.50	11.92	894	2.48	3.04	1789	3.83	4.76	38
485	1.96	3.70	7.50	13.22	892	3.27	3.82	1784	5.10	6.03	43
486	1.96	5.50	11.00	19.00	894	6.24	6.74	1789	9.49	10.61	63
487	1.96	6.00	12.00	20.30	893	7.05	7.54	1786	10.54	11.77	68
488	1.96	6.50	13.00	22.61	892	7.91	8.40	1783	11.59	12.99	75
489	1.97	4.20	8.50	15.03	890	4.09	4.63	1780	6.40	7.35	49
490	1.97	4.70	9.50	16.33	888	4.90	5.43	1777	7.61	8.60	54
491	1.97	5.20	10.50	18.13	887	5.74	6.26	1774	8.82	9.88	60
492	1.97	7.00	14.00	23.91	890	8.71	9.18	1781	12.43	14.05	80
493	1.97	7.50	15.00	25.21	889	9.49	9.95	-	-	-	85
494	1.97	9.00	18.00	31.63	887	11.92	12.39	-	-	-	105
495	1.98	2.25	4.70	9.11	884	1.05	1.60	1768	1.41	2.34	28
496	1.98	3.00	6.20	11.31	882	2.17	2.73	1764	3.32	4.24	36
497	2.01	3.20	6.70	11.75	869	2.48	3.03	1737	3.82	4.75	38
498	2.02	2.35	5.00	9.29	867	1.19	1.74	1733	1.66	2.59	29
499	2.02	2.45	5.20	9.55	867	1.34	1.89	1734	1.91	2.84	30
500	2.02	4.20	8.75	14.81	865	4.08	4.62	1731	6.38	7.33	49

* - See page 18

A & AX BELTS											
	Ratio	Datum Driver	Datum Driven	Center Distance	RPM Driver = 1750			RPM Driver = 3500			*Belt Number
		in	in	in	Driven	HP / Belt		Driven	HP / Belt		
					RPM	A	AX	RPM	A	AX	
501	2.02	4.70	9.75	16.61	866	4.92	5.45	1733	7.64	8.63	55
502	2.02	5.20	10.75	17.91	867	5.73	6.24	1734	8.80	9.86	60
503	2.02	5.70	11.75	19.72	868	6.57	7.07	1735	9.94	11.10	66
504	2.03	3.70	7.75	13.51	864	3.28	3.83	1728	5.13	6.06	44
505	2.03	8.75	18.00	31.82	863	11.60	12.06	-	-	-	105
506	2.05	2.55	5.50	9.72	852	1.48	2.03	1704	2.16	3.08	31
507	2.05	2.80	6.00	10.62	854	1.86	2.42	1708	2.80	3.73	34
508	2.05	4.50	9.50	15.96	853	4.59	5.12	1705	7.15	8.12	53
509	2.05	5.00	10.50	18.28	855	5.46	5.98	1709	8.43	9.46	60
510	2.05	6.20	13.00	21.31	852	7.40	7.88	1704	10.97	12.27	72
511	2.05	6.70	14.00	23.11	854	8.23	8.70	1707	11.93	13.41	78
512	2.06	4.00	8.50	14.66	850	3.78	4.33	1700	5.92	6.86	48
513	2.06	5.20	11.00	18.20	848	5.75	6.26	1696	8.83	9.89	61
514	2.06	5.70	12.00	20.01	850	6.59	7.09	1700	9.97	11.13	67
515	2.07	3.50	7.50	12.86	847	2.96	3.51	1694	4.61	5.54	42
516	2.07	4.70	10.00	16.90	845	4.94	5.47	1690	7.67	8.66	56
517	2.08	3.00	6.50	11.56	843	2.18	2.74	1685	3.34	4.27	37
518	2.08	4.20	9.00	15.10	842	4.10	4.64	1684	6.41	7.36	50
519	2.09	3.70	8.00	13.80	838	3.30	3.85	1676	5.15	6.09	45
520	2.09	5.50	11.75	19.36	839	6.26	6.77	1677	9.53	10.64	65
521	2.09	8.50	18.00	31.99	839	11.27	11.73	-	-	-	105
522	2.10	2.25	5.00	8.85	833	1.04	1.59	1667	1.41	2.34	28
523	2.10	2.35	5.20	9.11	835	1.19	1.74	1670	1.66	2.58	29
524	2.10	3.20	7.00	11.99	833	2.49	3.05	1666	3.84	4.77	39
525	2.10	5.00	10.75	18.06	835	5.44	5.97	1670	8.41	9.44	60
526	2.10	7.00	15.00	24.05	832	8.71	9.18	1664	12.43	14.05	82
527	2.11	2.80	6.20	10.95	828	1.88	2.43	1655	2.82	3.75	35
528	2.11	4.50	9.75	16.25	831	4.60	5.14	1663	7.18	8.15	54
529	2.11	6.50	14.00	23.26	829	7.95	8.43	1658	11.64	13.05	78
530	2.12	4.00	8.75	14.45	826	3.77	4.32	1653	5.90	6.84	48
531	2.12	6.00	13.00	20.94	825	7.08	7.57	1651	10.59	11.83	71
532	2.13	2.45	5.50	9.79	822	1.35	1.90	1643	1.92	2.86	31
533	2.13	2.55	5.70	10.05	824	1.49	2.05	1647	2.18	3.11	32
534	2.13	3.50	7.75	13.15	820	2.98	3.53	1641	4.64	5.57	43
535	2.13	5.50	12.00	19.64	821	6.27	6.78	1643	9.55	10.67	66
536	2.14	3.00	6.70	11.39	818	2.18	2.74	1637	3.33	4.26	37
537	2.14	5.00	11.00	17.84	817	5.43	5.95	1633	8.39	9.42	60
538	2.16	4.50	10.00	16.54	811	4.62	5.16	1622	7.20	8.18	55
539	2.17	4.70	10.50	16.46	806	4.91	5.44	1612	7.63	8.62	56
540	2.18	2.25	5.20	9.18	803	1.05	1.60	1606	1.42	2.36	29
541	2.18	4.00	9.00	14.73	804	3.79	4.33	1608	5.93	6.87	49
542	2.19	4.20	9.50	15.16	799	4.10	4.64	1597	6.42	7.37	51
543	2.19	6.70	15.00	23.25	798	8.22	8.70	1595	11.93	13.41	80
544	2.20	2.45	5.70	9.61	794	1.34	1.89	1588	1.92	2.85	31
545	2.20	3.50	8.00	12.93	795	2.97	3.52	1591	4.62	5.55	43
546	2.20	5.20	11.75	18.56	795	5.76	6.28	1590	8.86	9.92	63
547	2.21	2.35	5.50	9.36	791	1.20	1.75	1583	1.67	2.60	30
548	2.21	2.80	6.50	10.69	791	1.87	2.42	1581	2.81	3.74	35
549	2.21	6.20	14.00	21.95	792	7.43	7.92	1584	11.02	12.32	75
550	2.21	8.00	18.00	24.73	791	10.10	10.55	-	-	-	90

* - See page 18

A & AX BELTS

	Ratio	Datum Driver	Datum Driven	Center Distance	RPM Driver = 1750			RPM Driver = 3500			*Belt Number
		in	in	in	Driven	HP / Belt		Driven	HP / Belt		
					RPM	A	AX	RPM	A	AX	
551	2.22	3.70	8.50	13.87	790	3.30	3.86	1580	5.16	6.10	46
552	2.22	4.70	10.75	16.24	788	4.89	5.42	1575	7.61	8.59	56
553	2.23	2.55	6.00	10.29	784	1.50	2.06	1568	2.19	3.13	33
554	2.23	3.00	7.00	11.63	784	2.19	2.75	1569	3.35	4.28	38
555	2.23	5.70	13.00	20.14	786	6.59	7.09	1572	9.97	11.13	69
556	2.25	3.20	7.50	12.06	779	2.49	3.05	1558	3.85	4.78	40
557	2.25	4.20	9.75	15.45	779	4.12	4.66	1558	6.44	7.40	52
558	2.25	5.20	12.00	18.84	779	5.78	6.30	1557	8.88	9.95	64
559	2.26	4.50	10.50	16.60	773	4.62	5.16	1547	7.21	8.19	56
560	2.26	6.50	15.00	23.39	775	7.94	8.43	1549	11.63	13.04	80
561	2.27	4.70	11.00	18.05	770	5.00	5.54	1540	7.77	8.78	60
562	2.28	2.80	6.70	11.02	768	1.88	2.44	1536	2.83	3.76	36
563	2.28	3.70	8.75	13.64	768	3.29	3.84	1536	5.15	6.08	46
564	2.28	6.00	14.00	22.09	768	7.14	7.64	1535	10.69	11.94	75
565	2.28	7.75	18.00	24.91	767	9.77	10.22	-	-	-	90
566	2.29	2.35	5.70	9.69	765	1.21	1.76	1529	1.68	2.62	31
567	2.29	4.00	9.50	14.80	763	3.79	4.34	1526	5.93	6.88	50
568	2.29	5.00	11.75	18.19	766	5.45	5.97	1531	8.41	9.45	62
569	2.30	2.25	5.50	9.43	761	1.06	1.61	1522	1.43	2.37	30
570	2.30	2.55	6.20	10.12	760	1.50	2.05	1519	2.19	3.12	33
571	2.30	4.20	10.00	15.74	760	4.13	4.68	1520	6.46	7.42	53
572	2.30	5.50	13.00	19.77	759	6.27	6.78	1519	9.56	10.67	68
573	2.31	2.45	6.00	9.86	756	1.35	1.90	1512	1.93	2.87	32
574	2.32	3.20	7.75	12.34	755	2.51	3.07	1509	3.87	4.81	41
575	2.32	4.50	10.75	16.38	756	4.61	5.14	1511	7.19	8.16	56
576	2.33	3.50	8.50	13.50	750	2.99	3.55	1500	4.67	5.60	45
577	2.33	5.00	12.00	18.47	750	5.46	5.99	1500	8.44	9.47	63
578	2.34	3.70	9.00	14.44	747	3.33	3.89	1495	5.21	6.15	48
579	2.35	4.00	9.75	15.08	744	3.80	4.35	1488	5.95	6.90	51
580	2.35	7.50	18.00	25.08	743	9.43	9.89	-	-	-	90
581	2.36	6.20	15.00	22.58	740	7.45	7.94	1480	11.06	12.37	78
582	2.37	4.50	11.00	16.16	739	4.59	5.13	1478	7.16	8.14	56
583	2.38	2.25	5.70	9.25	735	1.06	1.61	1471	1.43	2.36	30
584	2.38	2.80	7.00	11.26	736	1.89	2.45	1472	2.85	3.78	37
585	2.38	3.00	7.50	11.69	734	2.19	2.75	1468	3.35	4.29	39
586	2.39	2.45	6.20	10.19	733	1.36	1.92	1465	1.95	2.89	33
587	2.39	3.20	8.00	12.63	732	2.52	3.08	1464	3.89	4.83	42
588	2.39	5.70	14.00	20.77	731	6.62	7.12	1461	10.02	11.18	72
589	2.40	2.35	6.00	9.93	728	1.21	1.77	1456	1.70	2.64	32
590	2.40	3.50	8.75	13.78	729	3.01	3.57	1458	4.69	5.63	46
591	2.41	2.55	6.50	10.36	726	1.51	2.06	1452	2.20	3.13	34
592	2.41	4.00	10.00	15.37	726	3.82	4.37	1451	5.98	6.93	52
593	2.42	4.20	10.50	15.80	724	4.13	4.68	1449	6.47	7.43	54
594	2.42	4.70	11.75	17.89	722	4.98	5.52	1444	7.75	8.75	61
595	2.43	5.20	13.00	19.47	720	5.81	6.33	1440	8.93	10.00	67
596	2.44	6.00	15.00	22.72	717	7.17	7.67	1434	10.73	11.98	78
597	2.46	3.00	7.75	11.98	711	2.20	2.77	1422	3.37	4.31	40
598	2.47	3.50	9.00	13.56	709	3.00	3.55	1419	4.67	5.61	46
599	2.47	3.70	9.50	14.50	709	3.33	3.89	1418	5.21	6.16	49
600	2.47	4.20	10.75	16.08	708	4.15	4.70	1416	6.49	7.45	55

* - See page 18

A & AX BELTS

	Ratio	Datum Driver	Datum Driven	Center Distance	RPM Driver = 1750			RPM Driver = 3500			*Belt Number
		in	in	in	Driven	HP / Belt		Driven	HP / Belt		
					RPM	A	AX	RPM	A	AX	
601	2.47	4.70	12.00	17.66	707	4.97	5.50	1414	7.73	8.73	61
602	2.48	2.35	6.20	9.75	705	1.21	1.76	1411	1.69	2.63	32
603	2.48	2.55	6.70	10.69	705	1.52	2.08	1410	2.21	3.16	35
604	2.48	5.50	14.00	20.91	706	6.33	6.85	1412	9.65	10.77	72
605	2.50	2.25	6.00	9.49	700	1.06	1.62	1400	1.44	2.38	31
606	2.50	2.45	6.50	10.43	700	1.37	1.93	1400	1.96	2.90	34
607	2.52	5.00	13.00	19.10	693	5.49	6.02	1387	8.48	9.52	66
608	2.52	7.00	18.00	25.43	695	8.74	9.22	1390	12.49	14.12	90
609	2.53	3.70	9.75	14.78	691	3.35	3.91	1383	5.23	6.18	50
610	2.53	4.00	10.50	15.94	692	3.84	4.40	1384	6.02	6.98	54
611	2.53	4.20	11.00	16.36	692	4.16	4.71	1384	6.51	7.48	56
612	2.53	4.50	11.75	17.52	693	4.67	5.21	1385	7.28	8.27	60
613	2.54	2.80	7.50	11.83	689	1.91	2.48	1377	2.88	3.83	39
614	2.54	3.00	8.00	12.26	689	2.22	2.78	1379	3.39	4.33	41
615	2.54	3.20	8.50	13.20	690	2.54	3.11	1380	3.93	4.88	44
616	2.56	5.70	15.00	21.40	683	6.64	7.15	1366	10.05	11.22	75
617	2.57	2.45	6.70	10.25	680	1.36	1.92	1360	1.95	2.89	34
618	2.58	2.25	6.20	9.82	678	1.07	1.63	1357	1.45	2.40	32
619	2.58	4.50	12.00	17.80	679	4.68	5.22	1357	7.30	8.29	61
620	2.59	2.55	7.00	10.93	676	1.53	2.09	1352	2.23	3.17	36
621	2.59	3.70	10.00	15.07	674	3.36	3.92	1349	5.25	6.20	51
622	2.59	4.00	10.75	15.71	676	3.83	4.38	1352	6.00	6.96	54
623	2.60	2.35	6.50	9.99	674	1.22	1.77	1348	1.70	2.64	33
624	2.60	3.50	9.50	14.13	673	3.02	3.58	1346	4.71	5.66	48
625	2.61	3.20	8.75	12.97	671	2.53	3.10	1342	3.91	4.86	44
626	2.61	5.20	14.00	20.10	669	5.84	6.36	1339	8.97	10.04	70
627	2.62	2.80	7.75	11.60	667	1.90	2.47	1334	2.87	3.81	39
628	2.63	6.70	18.00	25.64	666	8.32	8.80	1333	12.08	13.58	90
629	2.65	4.00	11.00	15.99	661	3.84	4.40	1322	6.02	6.98	55
630	2.65	5.50	15.00	21.53	660	6.35	6.87	1320	9.68	10.81	75
631	2.67	2.35	6.70	10.32	655	1.23	1.79	1309	1.71	2.66	34
632	2.67	3.50	9.75	14.41	656	3.03	3.60	1313	4.73	5.68	49
633	2.68	3.20	9.00	13.26	653	2.54	3.11	1305	3.93	4.88	45
634	2.68	4.70	13.00	18.80	654	5.02	5.57	1308	7.81	8.83	65
635	2.69	2.45	7.00	10.48	652	1.37	1.93	1303	1.96	2.91	35
636	2.69	3.00	8.50	12.83	650	2.24	2.81	1300	3.42	4.37	43
637	2.70	2.25	6.50	10.06	648	1.08	1.64	1296	1.46	2.41	33
638	2.70	2.80	8.00	11.89	647	1.91	2.48	1294	2.88	3.83	40
639	2.70	4.20	11.75	17.73	649	4.23	4.79	1298	6.62	7.60	60
640	2.70	6.50	18.00	25.78	647	8.04	8.53	1295	11.78	13.21	90
641	2.71	5.00	14.00	19.72	645	5.51	6.05	1289	8.52	9.57	69
642	2.72	3.70	10.50	15.12	643	3.36	3.92	1286	5.25	6.21	52
643	2.73	3.50	10.00	14.69	640	3.05	3.61	1280	4.75	5.70	50
644	2.75	4.20	12.00	17.50	636	4.21	4.77	1271	6.60	7.57	60
645	2.77	2.55	7.50	10.98	632	1.53	2.09	1265	2.23	3.18	37
646	2.77	3.00	8.75	12.60	632	2.23	2.79	1264	3.41	4.35	43
647	2.78	2.25	6.70	9.87	629	1.07	1.63	1259	1.46	2.40	33
648	2.78	3.70	10.75	15.40	628	3.37	3.93	1257	5.27	6.23	53
649	2.79	2.35	7.00	10.55	628	1.23	1.79	1255	1.72	2.68	35
650	2.79	4.50	13.00	18.42	627	4.70	5.25	1255	7.34	8.33	64

A & AX BELTS

* - See page 18

A & AX BELTS

	Ratio	Datum Driver	Datum Driven	Center Distance	RPM Driver = 1750			RPM Driver = 3500			*Belt Number
		in	in	in	Driven	HP / Belt		Driven	HP / Belt		
					RPM	A	AX	RPM	A	AX	
651	2.80	5.20	15.00	20.20	625	5.83	6.35	1251	8.96	10.03	72
652	2.82	4.00	11.75	15.81	620	3.83	4.38	1240	6.00	6.95	56
653	2.83	3.20	9.50	13.31	619	2.54	3.11	1238	3.93	4.88	46
654	2.83	6.20	18.00	23.93	618	7.48	7.98	1237	11.11	12.42	86
655	2.85	3.00	9.00	12.88	615	2.24	2.81	1230	3.42	4.37	44
656	2.85	3.70	11.00	15.69	614	3.38	3.95	1229	5.29	6.25	54
657	2.86	2.55	7.75	11.26	613	1.54	2.10	1225	2.24	3.19	38
658	2.87	2.45	7.50	11.05	610	1.39	1.95	1219	1.99	2.94	37
659	2.87	2.80	8.50	12.45	610	1.93	2.50	1220	2.91	3.87	42
660	2.87	3.50	10.50	14.74	610	3.04	3.61	1221	4.75	5.70	51
661	2.88	4.00	12.00	17.64	607	3.92	4.49	1214	6.14	7.12	60
662	2.88	4.70	14.00	19.41	608	5.05	5.59	1216	7.85	8.87	68
663	2.90	2.25	7.00	10.11	603	1.08	1.64	1207	1.46	2.41	34
664	2.90	3.20	9.75	14.10	604	2.58	3.15	1208	3.98	4.94	48
665	2.90	5.00	15.00	20.34	602	5.54	6.07	1205	8.56	9.61	72
666	2.92	6.00	18.00	24.06	599	7.20	7.70	1199	10.78	12.03	86
667	2.93	3.50	10.75	15.03	597	3.06	3.62	1193	4.77	5.72	52
668	2.95	2.55	8.00	11.55	594	1.54	2.11	1188	2.25	3.21	39
669	2.95	2.80	8.75	12.74	593	1.94	2.52	1186	2.93	3.89	43
670	2.96	2.45	7.75	11.33	591	1.39	1.96	1181	2.00	2.96	38
671	2.97	3.20	10.00	13.87	589	2.57	3.14	1178	3.97	4.92	48
672	2.98	2.35	7.50	11.12	587	1.25	1.81	1174	1.74	2.71	37
673	2.98	4.20	13.00	18.11	588	4.24	4.80	1175	6.63	7.61	63
674	3.00	3.00	9.50	13.44	583	2.26	2.83	1167	3.46	4.41	46
675	3.00	3.50	11.00	15.31	583	3.07	3.64	1167	4.78	5.74	53
676	3.00	4.50	14.00	19.03	583	4.73	5.28	1167	7.37	8.37	67
677	3.03	2.80	9.00	12.50	577	1.93	2.50	1154	2.91	3.87	43
678	3.04	3.70	11.75	16.02	576	3.39	3.96	1152	5.31	6.27	56
679	3.06	2.45	8.00	11.62	573	1.40	1.97	1145	2.01	2.97	39
680	3.07	5.70	18.00	23.75	571	6.73	7.25	1141	10.19	11.38	85
681	3.08	2.35	7.75	10.89	569	1.24	1.80	1138	1.74	2.69	37
682	3.08	3.00	9.75	13.21	569	2.25	2.82	1138	3.44	4.39	46
683	3.08	4.70	15.00	20.02	568	5.07	5.61	1136	7.88	8.90	71
684	3.10	2.25	7.50	10.67	565	1.09	1.66	1129	1.48	2.44	36
685	3.10	3.70	12.00	15.78	564	3.38	3.94	1129	5.29	6.24	56
686	3.12	3.20	10.50	14.43	562	2.59	3.16	1123	4.00	4.96	50
687	3.12	4.00	13.00	17.73	561	3.92	4.48	1123	6.13	7.11	62
688	3.13	2.55	8.50	12.11	560	1.56	2.13	1120	2.28	3.24	41
689	3.15	3.00	10.00	14.01	555	2.28	2.86	1110	3.49	4.45	48
690	3.17	2.35	8.00	11.17	552	1.25	1.81	1103	1.75	2.71	38
691	3.17	5.50	18.00	23.88	551	6.44	6.96	1103	9.82	10.96	85
692	3.19	3.20	10.75	14.72	549	2.60	3.17	1098	4.02	4.98	51
693	3.20	2.25	7.75	10.95	547	1.10	1.67	1094	1.49	2.46	37
694	3.20	2.80	9.50	13.07	547	1.95	2.53	1095	2.94	3.90	45
695	3.20	3.50	11.75	16.15	547	3.10	3.68	1094	4.84	5.80	56
696	3.20	4.20	14.00	18.72	546	4.26	4.82	1093	6.66	7.65	66
697	3.21	2.55	8.75	12.39	544	1.57	2.14	1089	2.29	3.26	42
698	3.21	4.50	15.00	20.16	545	4.77	5.33	1090	7.45	8.46	71
699	3.24	2.45	8.50	11.66	540	1.40	1.97	1080	2.01	2.97	40
700	3.26	3.20	11.00	15.00	537	2.61	3.19	1073	4.03	5.00	52

* - See page 18

A & AX BELTS											
	Ratio	Datum	Datum	Center	RPM Driver = 1750			RPM Driver = 3500			*Belt Number
		Driver	Driven	Distance	Driven	HP / Belt		Driven	HP / Belt		
		in	in	in	RPM	A	AX	RPM	A	AX	
701	3.27	3.50	12.00	15.92	536	3.09	3.66	1071	4.82	5.78	56
702	3.28	2.80	9.75	13.35	534	1.96	2.54	1068	2.95	3.92	46
703	3.30	2.25	8.00	11.24	530	1.11	1.68	1061	1.50	2.47	38
704	3.30	2.55	9.00	12.67	530	1.57	2.15	1059	2.30	3.27	43
705	3.31	3.00	10.50	14.05	529	2.28	2.85	1058	3.48	4.45	49
706	3.33	2.45	8.75	11.94	525	1.41	1.98	1050	2.02	2.99	41
707	3.35	3.70	13.00	17.42	522	3.45	4.02	1043	5.39	6.37	61
708	3.35	4.00	14.00	18.34	522	3.93	4.50	1044	6.16	7.15	65
709	3.35	5.20	18.00	24.09	523	6.00	6.54	1045	9.22	10.33	85
710	3.36	2.80	10.00	13.11	521	1.95	2.52	1041	2.94	3.90	46
711	3.37	2.35	8.50	11.73	520	1.26	1.83	1040	1.77	2.74	40
712	3.38	3.00	10.75	14.33	517	2.28	2.87	1034	3.50	4.47	50
713	3.43	2.45	9.00	12.22	511	1.42	1.99	1022	2.03	3.00	42
714	3.43	4.20	15.00	19.84	511	4.30	4.87	1021	6.73	7.73	70
715	3.46	2.35	8.75	12.01	506	1.27	1.84	1011	1.77	2.75	41
716	3.46	3.00	11.00	14.61	506	2.29	2.88	1011	3.51	4.48	51
717	3.48	2.55	9.50	12.72	503	1.57	2.15	1005	2.30	3.27	44
718	3.48	3.20	11.75	15.84	503	2.64	3.22	1006	4.08	5.05	55
719	3.48	5.00	18.00	22.66	503	5.62	6.16	1007	8.68	9.75	82
720	3.50	2.25	8.50	11.80	500	1.12	1.69	1000	1.52	2.50	40
721	3.52	2.80	10.50	14.19	497	1.98	2.57	993	2.99	3.97	49
722	3.53	3.50	13.00	17.04	495	3.13	3.71	991	4.88	5.86	60
723	3.55	3.20	12.00	16.12	493	2.64	3.23	986	4.09	5.07	56
724	3.56	2.35	9.00	12.29	492	1.27	1.85	984	1.78	2.76	42
725	3.57	2.55	9.75	13.00	490	1.58	2.16	980	2.31	3.29	45
726	3.59	4.00	15.00	19.46	488	3.98	4.55	975	6.23	7.22	69
727	3.60	2.25	8.75	12.08	486	1.12	1.70	972	1.53	2.51	41
728	3.61	2.45	9.50	12.78	485	1.43	2.01	969	2.05	3.03	44
729	3.61	2.80	10.75	14.47	485	1.99	2.58	970	3.00	3.99	50
730	3.61	3.70	14.00	18.02	485	3.46	4.04	970	5.42	6.40	64
731	3.66	2.55	10.00	13.28	478	1.59	2.17	956	2.32	3.30	46
732	3.69	2.80	11.00	14.75	474	2.00	2.59	949	3.02	4.00	51
733	3.69	3.00	11.75	15.45	474	2.32	2.91	948	3.55	4.54	54
734	3.69	4.70	18.00	22.86	475	5.17	5.73	949	8.04	9.08	82
735	3.70	2.25	9.00	12.36	473	1.13	1.71	946	1.53	2.52	42
736	3.70	2.45	9.75	13.06	473	1.44	2.02	945	2.06	3.05	45
737	3.75	2.35	9.50	12.85	467	1.28	1.87	933	1.80	2.79	44
738	3.77	3.00	12.00	15.73	464	2.33	2.92	929	3.57	4.55	55
739	3.80	2.45	10.00	13.34	461	1.44	2.03	922	2.07	3.06	46
740	3.80	3.50	14.00	18.15	461	3.17	3.75	921	4.94	5.93	64
741	3.84	2.55	10.50	13.83	456	1.60	2.19	912	2.34	3.33	48
742	3.84	3.20	13.00	17.24	456	2.68	3.28	911	4.15	5.14	60
743	3.84	4.50	18.00	23.00	455	4.87	5.44	911	7.60	8.63	82
744	3.85	2.35	9.75	13.13	455	1.29	1.88	910	1.81	2.80	45
745	3.86	3.70	15.00	19.14	453	3.50	4.09	907	5.48	6.47	68
746	3.90	2.25	9.50	12.92	449	1.14	1.73	897	1.55	2.55	44
747	3.93	2.55	10.75	14.11	445	1.61	2.20	891	2.35	3.35	49
748	3.93	2.80	11.75	15.59	445	2.02	2.62	890	3.05	4.05	54
749	3.94	2.35	10.00	13.41	444	1.30	1.89	888	1.82	2.82	46
750	3.98	2.45	10.50	13.90	440	1.46	2.05	879	2.09	3.09	48

* - See page 18

A & AX BELTS

	Ratio	Datum Driver	Datum Driven	Center Distance	RPM Driver = 1750			RPM Driver = 3500			*Belt Number
		in	in	in	Driven	HP / Belt		Driven	HP / Belt		
					RPM	A	AX		RPM	A	
751	4.00	2.25	9.75	13.20	438	1.14	1.73	875	1.56	2.56	45
752	4.02	2.55	11.00	14.39	436	1.62	2.21	871	2.36	3.36	50
753	4.02	2.80	12.00	15.87	436	2.03	2.63	871	3.06	4.06	55
754	4.07	2.45	10.75	14.18	430	1.46	2.06	859	2.10	3.10	49
755	4.07	3.50	15.00	19.27	430	3.20	3.80	861	4.99	5.99	68
756	4.08	3.00	13.00	17.37	429	2.38	2.98	858	3.64	4.65	60
757	4.10	2.25	10.00	13.48	427	1.15	1.74	854	1.56	2.57	46
758	4.10	4.20	18.00	22.67	427	4.39	4.97	853	6.87	7.89	81
759	4.13	2.35	10.50	13.97	423	1.31	1.90	847	1.84	2.84	48
760	4.13	3.20	14.00	17.83	424	2.69	3.29	847	4.17	5.16	63
761	4.17	2.45	11.00	14.46	420	1.47	2.06	840	2.11	3.11	50
762	4.23	2.35	10.75	14.25	414	1.31	1.91	827	1.84	2.85	49
763	4.29	2.55	11.75	15.23	408	1.64	2.24	817	2.39	3.40	53
764	4.29	4.00	18.00	22.81	408	4.09	4.68	815	6.40	7.42	81
765	4.30	2.25	10.50	14.04	407	1.16	1.76	814	1.58	2.59	48
766	4.33	2.35	11.00	14.53	404	1.32	1.92	809	1.85	2.87	50
767	4.34	2.80	13.00	17.50	403	2.08	2.69	806	3.13	4.15	60
768	4.38	2.55	12.00	15.51	400	1.64	2.24	800	2.40	3.41	54
769	4.38	3.00	14.00	17.96	399	2.39	3.00	798	3.66	4.67	63
770	4.40	2.25	10.75	14.31	398	1.17	1.77	795	1.58	2.60	49
771	4.42	3.20	15.00	19.47	396	2.74	3.35	792	4.24	5.26	68
772	4.44	2.45	11.75	15.30	394	1.49	2.09	788	2.13	3.15	53
773	4.50	2.25	11.00	14.59	389	1.17	1.77	778	1.59	2.62	50
774	4.54	2.45	12.00	15.57	386	1.49	2.10	771	2.14	3.16	54
775	4.62	2.35	11.75	15.36	379	1.34	1.94	758	1.87	2.90	53
776	4.62	3.70	18.00	23.00	379	3.62	4.23	758	5.67	6.70	81
777	4.67	2.80	14.00	18.10	375	2.09	2.70	749	3.15	4.17	63
778	4.69	3.00	15.00	19.60	373	2.44	3.05	746	3.73	4.76	68
779	4.71	2.35	12.00	15.64	371	1.34	1.95	743	1.88	2.91	54
780	4.73	2.55	13.00	17.67	370	1.69	2.31	740	2.47	3.52	60
781	4.80	2.25	11.75	15.43	365	1.18	1.79	729	1.61	2.65	53
782	4.87	3.50	18.00	23.14	360	3.31	3.93	719	5.17	6.20	81
783	4.90	2.25	12.00	16.23	357	1.20	1.82	714	1.63	2.68	55
784	4.91	2.45	13.00	17.74	357	1.54	2.16	713	2.21	3.26	60
785	5.00	2.80	15.00	19.73	350	2.12	2.75	700	3.21	4.25	68
786	5.09	2.55	14.00	18.79	344	1.71	2.34	688	2.51	3.56	64
787	5.10	2.35	13.00	17.80	343	1.38	2.01	687	1.94	3.00	60
788	5.28	2.45	14.00	18.85	332	1.56	2.19	663	2.24	3.30	64
789	5.29	3.20	18.00	23.86	331	2.85	3.49	662	4.42	5.47	82
790	5.30	2.25	13.00	17.87	330	1.23	1.86	660	1.67	2.74	60
791	5.45	2.55	15.00	20.42	321	1.74	2.38	643	2.55	3.63	69
792	5.48	2.35	14.00	19.44	319	1.41	2.05	639	1.98	3.06	65
793	5.62	3.00	18.00	23.99	312	2.53	3.18	623	3.88	4.95	82
794	5.65	2.45	15.00	21.01	310	1.59	2.24	620	2.29	3.38	70
795	5.70	2.25	14.00	19.51	307	1.25	1.89	614	1.70	2.79	65
796	5.87	2.35	15.00	21.08	298	1.43	2.09	597	2.01	3.11	70
797	5.98	2.80	18.00	25.70	292	2.25	2.91	585	3.39	4.49	85
798	6.06	2.10	14.00	20.13	289	1.02	1.67	577	1.29	2.40	66
799	6.10	2.25	15.00	21.67	287	1.28	1.94	574	1.74	2.86	71
800	6.49	2.10	15.00	22.29	270	1.04	1.71	539	1.32	2.46	72

*   See page 18

A & AX BELTS											
	Ratio	Datum Driver	Datum Driven	Center Distance	RPM Driver = 1750			RPM Driver = 3500			*Belt Number
		in	in	in	Driven	HP / Belt		Driven	HP / Belt		
					RPM	A	AX	RPM	A	AX	
801	6.52	2.55	18.00	26.39	268	1.84	2.52	537	2.69	3.83	86
802	6.76	2.45	18.00	28.54	259	1.70	2.39	518	2.45	3.61	90
803	7.02	2.35	18.00	28.60	249	1.53	2.23	499	2.15	3.33	90
804	7.30	2.25	18.00	28.67	240	1.36	2.06	479	1.85	3.04	90
805	7.77	2.10	18.00	36.51	225	1.16	1.90	451	1.47	2.74	105
806	7.93	2.05	18.00	36.54	221	1.07	1.81	441	1.31	2.58	105

* - See page 18

B & BX BELTS

	Ratio	Datum Driver	Datum Driven	Center Distance	RPM Driver = 1750			RPM Driver = 3500			*Belt Number
		in	in	in	Driven	HP / Belt		Driven	HP / Belt		
					RPM	B	BX		RPM	B	
1	1.00	3.40	3.40	11.06	1750	2.07	3.94	3500	2.54	5.77	31
2	1.00	3.60	3.60	11.25	1750	2.41	4.33	3500	3.07	6.36	32
3	1.00	3.80	3.80	11.93	1750	2.77	4.74	3500	3.62	6.97	34
4	1.00	4.00	4.00	12.62	1750	3.13	5.16	3500	4.15	7.58	36
5	1.00	4.20	4.20	13.31	1750	3.49	5.58	3500	4.68	8.17	38
6	1.00	4.40	4.40	13.49	1750	3.84	5.97	3500	5.18	8.71	39
7	1.00	4.60	4.60	14.18	1750	4.21	6.38	3500	5.68	9.27	41
8	1.00	4.80	4.80	14.86	1750	4.58	6.80	3500	6.18	9.83	43
9	1.00	5.00	5.00	15.05	1750	4.92	7.19	3500	6.63	10.31	44
10	1.00	5.20	5.20	15.74	1750	5.30	7.61	3500	7.10	10.83	46
11	1.00	5.40	5.40	16.42	1750	5.67	8.03	3500	7.55	11.33	48
12	1.00	5.60	5.60	16.61	1750	6.01	8.42	3500	7.96	11.76	49
13	1.00	5.80	5.80	17.29	1750	6.39	8.84	3500	8.37	12.22	51
14	1.00	6.00	6.00	17.98	1750	6.76	9.26	3500	8.77	12.65	53
15	1.00	6.20	6.20	18.67	1750	7.13	9.68	3500	9.15	13.06	55
16	1.00	6.40	6.40	18.85	1750	7.48	10.05	3500	9.47	13.40	56
17	1.00	6.60	6.60	19.54	1750	7.85	10.47	3500	9.81	13.76	58
18	1.00	6.80	6.80	20.22	1750	8.22	10.89	3500	10.12	14.09	60
19	1.00	7.00	7.00	20.41	1750	8.56	11.26	3500	10.36	14.34	61
20	1.00	7.40	7.40	21.78	1750	9.29	12.08	-	-	-	65
21	1.00	8.00	8.00	23.34	1750	10.35	13.24	-	-	-	70
22	1.00	8.60	8.60	24.90	1750	11.38	14.38	-	-	-	75
23	1.00	9.00	9.00	25.77	1750	12.05	15.10	-	-	-	78
24	1.00	9.40	9.40	27.14	1750	12.73	15.85	-	-	-	82
25	1.00	11.00	11.00	31.13	1750	15.18	18.49	-	-	-	95
26	1.00	12.40	12.40	35.43	1750	17.09	20.53	-	-	-	108
27	1.03	5.40	5.60	16.26	1691	5.75	8.13	3382	7.72	11.53	48
28	1.03	5.60	5.80	16.95	1693	6.12	8.55	3386	8.15	12.01	50
29	1.03	5.80	6.00	17.64	1695	6.49	8.97	3390	8.57	12.46	52
30	1.03	6.00	6.20	17.82	1697	6.83	9.35	3393	8.92	12.84	53
31	1.03	6.20	6.40	18.51	1698	7.20	9.76	3396	9.30	13.25	55
32	1.03	6.40	6.60	19.19	1700	7.57	10.18	3399	9.65	13.63	57
33	1.03	6.60	6.80	19.38	1701	7.91	10.55	3402	9.95	13.93	58
34	1.03	6.80	7.00	20.07	1702	8.28	10.97	3405	10.25	14.26	60
35	1.04	4.20	4.40	13.15	1676	3.59	5.70	3353	4.88	8.41	38
36	1.04	4.40	4.60	13.83	1679	3.95	6.11	3359	5.40	8.99	40
37	1.04	4.60	4.80	14.02	1682	4.30	6.49	3364	5.87	9.50	41
38	1.04	4.80	5.00	14.71	1685	4.66	6.91	3369	6.36	10.05	43
39	1.04	5.00	5.20	15.39	1687	5.03	7.33	3374	6.84	10.58	45
40	1.04	5.20	5.40	16.08	1689	5.40	7.75	3378	7.30	11.09	47
41	1.04	8.60	9.00	24.58	1675	11.48	14.50	-	-	-	75
42	1.04	9.00	9.40	25.96	1678	12.18	15.26	-	-	-	79
43	1.05	3.40	3.60	10.90	1661	2.18	4.08	3323	2.77	6.06	31
44	1.05	3.60	3.80	11.59	1666	2.54	4.49	3331	3.31	6.67	33
45	1.05	3.80	4.00	12.28	1670	2.89	4.90	3339	3.85	7.27	35
46	1.05	4.00	4.20	12.46	1673	3.23	5.28	3346	4.36	7.83	36
47	1.05	7.00	7.40	20.60	1660	8.71	11.44	3319	10.65	14.71	62
48	1.06	6.00	6.40	18.16	1646	6.92	9.46	3293	9.09	13.05	54
49	1.06	6.20	6.60	18.35	1649	7.26	9.84	3299	9.42	13.40	55
50	1.06	6.40	6.80	19.04	1652	7.63	10.25	3304	9.78	13.78	57

B & BX BELTS

* - See page 18

B & BX BELTS

	Ratio	Datum	Datum	Center	RPM Driver = 1750			RPM Driver = 3500			*Belt Number
		Driver	Driven	Distance	Driven	HP / Belt		Driven	HP / Belt		
		in	in	in	RPM	B	BX	RPM	B	BX	
51	1.06	6.60	7.00	19.72	1655	8.00	10.66	3310	10.11	14.14	59
52	1.07	5.00	5.40	15.23	1628	5.10	7.41	3257	6.98	10.75	45
53	1.07	5.20	5.60	15.92	1632	5.47	7.83	3265	7.44	11.26	47
54	1.07	5.40	5.80	16.61	1636	5.84	8.25	3272	7.89	11.75	49
55	1.07	5.60	6.00	16.79	1640	6.18	8.63	3280	8.28	12.17	50
56	1.07	5.80	6.20	17.48	1643	6.55	9.04	3286	8.70	12.62	52
57	1.07	8.00	8.60	23.37	1633	10.53	13.47	-	-	-	71
58	1.08	4.40	4.80	13.68	1614	4.03	6.20	3228	5.55	9.17	40
59	1.08	4.60	5.00	14.36	1619	4.39	6.61	3238	6.05	9.73	42
60	1.08	4.80	5.20	15.05	1624	4.76	7.03	3248	6.54	10.27	44
61	1.08	6.80	7.40	20.25	1615	8.42	11.13	3229	10.51	14.59	61
62	1.08	7.40	8.00	21.81	1624	9.48	12.31	-	-	-	66
63	1.09	4.00	4.40	12.80	1603	3.33	5.41	3205	4.55	8.07	37
64	1.09	4.20	4.60	12.99	1609	3.67	5.79	3217	5.04	8.61	38
65	1.09	6.00	6.60	18.01	1599	6.97	9.52	3198	9.20	13.18	54
66	1.09	6.20	6.80	18.69	1603	7.34	9.94	3206	9.57	13.59	56
67	1.09	6.40	7.00	19.38	1607	7.71	10.35	3214	9.92	13.96	58
68	1.09	8.60	9.40	25.27	1606	11.63	14.68	-	-	-	77
69	1.09	12.40	13.60	34.48	1599	17.26	20.75	-	-	-	108
70	1.10	3.60	4.00	11.43	1589	2.62	4.59	3178	3.49	6.88	33
71	1.10	3.80	4.20	12.12	1596	2.97	5.00	3192	4.02	7.48	35
72	1.10	5.40	6.00	16.45	1585	5.89	8.31	3169	8.00	11.89	49
73	1.10	5.60	6.20	17.13	1590	6.26	8.73	3179	8.43	12.36	51
74	1.10	5.80	6.40	17.82	1594	6.63	9.14	3189	8.84	12.81	53
75	1.11	3.40	3.80	11.25	1581	2.28	4.21	3163	2.96	6.30	32
76	1.11	5.00	5.60	15.58	1574	5.18	7.51	3147	7.13	10.94	46
77	1.11	5.20	5.80	15.76	1579	5.52	7.89	3159	7.56	11.40	47
78	1.12	4.60	5.20	14.20	1561	4.45	6.68	3122	6.17	9.88	42
79	1.12	4.80	5.40	14.89	1567	4.81	7.10	3135	6.66	10.42	44
80	1.12	6.20	7.00	18.53	1560	7.38	9.98	3119	9.66	13.69	56
81	1.12	6.60	7.40	19.91	1569	8.12	10.81	3139	10.34	14.42	60
82	1.12	8.00	9.00	24.05	1563	10.67	13.64	-	-	-	73
83	1.12	11.00	12.40	32.52	1558	15.57	18.98	-	-	-	100
84	1.13	4.20	4.80	13.33	1546	3.75	5.89	3092	5.19	8.80	39
85	1.13	4.40	5.00	14.02	1554	4.11	6.30	3107	5.70	9.37	41
86	1.13	5.60	6.40	16.98	1543	6.30	8.78	3085	8.52	12.47	51
87	1.13	5.80	6.60	17.66	1549	6.67	9.19	3097	8.93	12.92	53
88	1.13	6.00	6.80	18.35	1554	7.04	9.61	3108	9.32	13.35	55
89	1.14	3.80	4.40	12.46	1529	3.05	5.10	3058	4.17	7.67	36
90	1.14	4.00	4.60	12.65	1538	3.39	5.48	3076	4.67	8.22	37
91	1.14	5.20	6.00	16.10	1530	5.59	7.98	3059	7.68	11.56	48
92	1.14	5.40	6.20	16.79	1536	5.96	8.40	3073	8.13	12.05	50
93	1.14	7.00	8.00	21.12	1540	8.89	11.67	3081	10.99	15.13	64
94	1.15	3.60	4.20	11.77	1519	2.70	4.69	3038	3.64	7.07	34
95	1.15	5.00	5.80	15.42	1522	5.22	7.57	3045	7.22	11.06	46
96	1.15	6.40	7.40	19.56	1524	7.81	10.48	3048	10.12	14.22	59
97	1.15	7.40	8.60	21.83	1515	9.61	12.47	-	-	-	67
98	1.16	3.40	4.00	11.09	1509	2.35	4.29	3017	3.10	6.46	32
99	1.16	4.60	5.40	14.54	1507	4.52	6.77	3013	6.29	10.04	43
100	1.16	4.80	5.60	14.73	1515	4.86	7.15	3029	6.75	10.53	44

B & BX BELTS

* - See page 18

B & BX BELTS

	Ratio	Datum	Datum	Center	RPM Driver = 1750			RPM Driver = 3500			*Belt Number
		Driver	Driven	Distance	Driven	HP / Belt		Driven	HP / Belt		
		in	in	in	RPM	B	BX	RPM	B	BX	
101	1.16	5.80	6.80	17.50	1505	6.70	9.23	3010	9.01	13.01	53
102	1.16	6.00	7.00	18.19	1512	7.07	9.65	3024	9.40	13.44	55
103	1.16	9.40	11.00	27.37	1503	13.09	16.29	-	-	-	85
104	1.17	4.40	5.20	13.86	1498	4.15	6.36	2995	5.80	9.49	41
105	1.17	5.40	6.40	16.63	1491	5.99	8.44	2981	8.20	12.15	50
106	1.17	5.60	6.60	17.32	1498	6.36	8.86	2996	8.63	12.62	52
107	1.17	6.80	8.00	20.27	1499	8.54	11.29	2997	10.77	14.91	62
108	1.17	8.00	9.40	23.73	1499	10.71	13.69	-	-	-	73
109	1.18	4.00	4.80	12.99	1478	3.45	5.56	2956	4.80	8.38	38
110	1.18	4.20	5.00	13.17	1488	3.79	5.94	2977	5.29	8.92	39
111	1.18	5.20	6.20	15.94	1483	5.62	8.02	2966	7.76	11.65	48
112	1.18	6.20	7.40	18.71	1479	7.47	10.10	2958	9.83	13.91	57
113	1.19	3.80	4.60	12.30	1467	3.10	5.16	2934	4.27	7.79	36
114	1.19	4.80	5.80	15.07	1465	4.92	7.23	2931	6.86	10.67	45
115	1.19	5.00	6.00	15.76	1474	5.28	7.65	2949	7.33	11.20	47
116	1.20	3.60	4.40	11.61	1455	2.74	4.75	2911	3.74	7.19	34
117	1.20	4.60	5.60	14.38	1456	4.55	6.81	2912	6.37	10.13	43
118	1.20	5.60	6.80	17.16	1456	6.39	8.89	2913	8.70	12.69	52
119	1.20	5.80	7.00	17.84	1464	6.76	9.31	2929	9.11	13.14	54
120	1.20	6.60	8.00	19.93	1457	8.23	10.95	2913	10.56	14.71	61
121	1.21	3.40	4.20	11.43	1442	2.41	4.37	2885	3.22	6.62	33
122	1.21	4.40	5.40	14.20	1446	4.21	6.43	2891	5.90	9.63	42
123	1.21	5.40	6.60	16.97	1448	6.05	8.51	2896	8.30	12.27	51
124	1.21	7.40	9.00	22.01	1451	9.68	12.56	-	-	-	68
125	1.21	9.00	11.00	26.68	1442	12.51	15.68	-	-	-	83
126	1.22	4.20	5.20	13.51	1435	3.85	6.02	2869	5.39	9.06	40
127	1.22	5.00	6.20	15.60	1429	5.31	7.68	2859	7.39	11.27	47
128	1.22	5.20	6.40	16.28	1439	5.68	8.09	2878	7.86	11.78	49
129	1.22	6.00	7.40	18.37	1434	7.15	9.75	2868	9.55	13.63	56
130	1.22	7.00	8.60	21.14	1437	8.98	11.79	2874	11.19	15.38	65
131	1.23	4.00	5.00	12.83	1423	3.49	5.61	2846	4.87	8.47	38
132	1.23	4.80	6.00	14.91	1419	4.94	7.26	2839	6.92	10.75	45
133	1.23	11.00	13.60	31.56	1424	15.63	19.05	-	-	-	100
134	1.24	3.80	4.80	12.14	1410	3.13	5.20	2820	4.34	7.88	36
135	1.24	4.60	5.80	14.72	1409	4.60	6.88	2817	6.46	10.26	44
136	1.24	5.40	6.80	16.81	1407	6.07	8.54	2815	8.35	12.33	51
137	1.24	5.60	7.00	17.49	1417	6.44	8.96	2833	8.78	12.81	53
138	1.24	6.40	8.00	19.58	1415	7.91	10.60	2829	10.32	14.46	60
139	1.24	12.40	15.40	37.05	1417	17.64	21.21	-	-	-	116
140	1.25	3.60	4.60	11.95	1396	2.80	4.82	2793	3.83	7.32	35
141	1.25	4.40	5.60	14.04	1397	4.24	6.46	2794	5.96	9.70	42
142	1.25	5.20	6.60	16.12	1397	5.70	8.12	2795	7.91	11.84	49
143	1.25	6.80	8.60	20.79	1398	8.66	11.44	2796	10.99	15.18	64
144	1.26	4.20	5.40	13.35	1385	3.88	6.05	2770	5.45	9.12	40
145	1.26	5.00	6.40	15.94	1387	5.36	7.74	2774	7.48	11.38	48
146	1.26	5.80	7.40	18.02	1389	6.83	9.39	2777	9.24	13.31	55
147	1.26	7.40	9.40	22.69	1391	9.78	12.68	-	-	-	70
148	1.27	3.40	4.40	11.27	1382	2.44	4.41	2763	3.29	6.71	33
149	1.27	4.80	6.20	15.25	1376	4.99	7.32	2752	7.00	10.86	46
150	1.27	6.20	8.00	19.23	1373	7.58	10.24	2746	10.04	14.18	59

B & BX BELTS

B & BX BELTS

	Ratio	Datum	Datum	Center	RPM Driver = 1750			RPM Driver = 3500			*Belt Number
		Driver	Driven	Distance	Driven	HP / Belt		Driven	HP / Belt		
		in	in	in	RPM	B	BX	RPM	B	BX	
151	1.27	7.00	9.00	21.32	1376	9.04	11.87	2751	11.30	15.52	66
152	1.27	8.60	11.00	25.99	1380	11.90	15.03	-	-	-	81
153	1.28	4.00	5.20	13.16	1372	3.54	5.67	2743	4.96	8.59	39
154	1.28	4.60	6.00	14.56	1364	4.62	6.90	2728	6.51	10.31	44
155	1.28	5.40	7.00	16.65	1369	6.09	8.56	2738	8.39	12.38	51
156	1.28	12.40	16.00	36.56	1365	17.64	21.22	-	-	-	116
157	1.29	3.80	5.00	12.48	1357	3.18	5.26	2715	4.43	7.99	37
158	1.29	4.40	5.80	13.88	1352	4.26	6.49	2703	6.01	9.75	42
159	1.29	5.20	6.80	16.46	1358	5.74	8.18	2717	7.98	11.94	50
160	1.29	6.60	8.60	20.44	1359	8.34	11.09	2718	10.75	14.95	63
161	1.30	3.60	4.80	11.79	1342	2.82	4.85	2684	3.89	7.39	35
162	1.30	5.00	6.60	15.77	1347	5.37	7.76	2694	7.52	11.43	48
163	1.30	5.60	7.40	17.67	1344	6.50	9.03	2687	8.90	12.95	54
164	1.31	4.20	5.60	13.69	1338	3.92	6.11	2676	5.53	9.23	41
165	1.31	4.80	6.40	15.09	1335	5.01	7.34	2670	7.04	10.90	46
166	1.31	6.00	8.00	18.38	1331	7.22	9.84	2662	9.69	13.80	57
167	1.31	6.80	9.00	20.97	1338	8.71	11.51	2676	11.08	15.31	65
168	1.31	9.40	12.40	28.75	1338	13.33	16.59	-	-	-	90
169	1.32	3.40	4.60	11.60	1326	2.49	4.47	2652	3.37	6.82	34
170	1.32	4.00	5.40	13.00	1324	3.56	5.69	2648	5.00	8.64	39
171	1.32	4.60	6.20	14.90	1323	4.66	6.96	2645	6.58	10.41	45
172	1.32	5.20	7.00	16.30	1321	5.76	8.19	2643	8.01	11.98	50
173	1.33	6.40	8.60	19.59	1320	7.97	10.68	2640	10.45	14.62	61
174	1.33	7.00	9.40	21.49	1319	9.09	11.93	2638	11.39	15.63	67
175	1.34	3.80	5.20	12.32	1309	3.20	5.28	2617	4.47	8.04	37
176	1.34	4.40	6.00	14.21	1309	4.30	6.54	2618	6.08	9.84	43
177	1.34	5.00	6.80	16.11	1309	5.41	7.81	2619	7.59	11.52	49
178	1.35	3.60	5.00	12.13	1292	2.86	4.90	2584	3.96	7.48	36
179	1.35	4.20	5.80	13.53	1295	3.93	6.12	2589	5.56	9.27	41
180	1.35	4.80	6.60	15.42	1297	5.04	7.39	2594	7.11	10.99	47
181	1.35	5.40	7.40	16.82	1298	6.14	8.62	2597	8.49	12.50	52
182	1.35	6.60	9.00	20.62	1301	8.38	11.14	2602	10.84	15.06	64
183	1.36	4.60	6.40	14.74	1283	4.67	6.97	2567	6.61	10.44	45
184	1.36	5.80	8.00	18.03	1289	6.89	9.47	2578	9.36	13.46	56
185	1.36	6.80	9.40	21.14	1283	8.76	11.56	2567	11.16	15.41	66
186	1.36	8.00	11.00	24.44	1287	10.92	13.95	-	-	-	77
187	1.36	9.00	12.40	26.55	1283	12.60	15.79	-	-	-	85
188	1.37	3.40	4.80	11.44	1274	2.51	4.49	2549	3.41	6.86	34
189	1.37	4.00	5.60	13.34	1279	3.59	5.74	2559	5.07	8.73	40
190	1.37	5.00	7.00	15.95	1274	5.42	7.82	2548	7.61	11.55	49
191	1.37	6.20	8.60	19.24	1281	7.64	10.31	2561	10.15	14.32	60
192	1.38	4.40	6.20	14.05	1269	4.31	6.55	2538	6.11	9.87	43
193	1.39	3.80	5.40	12.65	1263	3.23	5.33	2526	4.53	8.13	38
194	1.39	4.80	6.80	15.26	1260	5.05	7.40	2521	7.13	11.01	47
195	1.39	6.40	9.00	19.77	1263	8.01	10.73	2527	10.52	14.72	62
196	1.39	11.00	15.40	32.60	1261	15.81	19.28	-	-	-	105
197	1.40	4.20	6.00	13.86	1254	3.97	6.17	2508	5.62	9.35	42
198	1.40	4.60	6.60	15.07	1246	4.71	7.01	2493	6.67	10.52	46
199	1.40	5.20	7.40	16.47	1253	5.80	8.24	2506	8.10	12.08	51
200	1.40	5.60	8.00	17.68	1247	6.55	9.09	2494	9.00	13.07	55

*

--	--

 See page 18

B & BX BELTS

	Ratio	Datum Driver	Datum Driven	Center Distance	RPM Driver = 1750			RPM Driver = 3500			*Belt Number
		in	in	in	Driven	HP / Belt		Driven	HP / Belt		
					RPM	B	BX		RPM	B	
201	1.40	6.60	9.40	20.79	1247	8.42	11.19	2495	10.91	15.15	65
202	1.41	3.60	5.20	11.97	1245	2.87	4.91	2491	3.99	7.52	36
203	1.41	4.00	5.80	13.18	1238	3.60	5.75	2476	5.10	8.76	40
204	1.41	6.00	8.60	18.89	1242	7.30	9.93	2483	9.83	13.98	59
205	1.42	4.40	6.40	14.39	1231	4.34	6.59	2463	6.16	9.95	44
206	1.42	8.60	12.40	26.35	1228	12.01	15.17	-	-	-	84
207	1.43	3.40	5.00	11.78	1227	2.54	4.53	2453	3.47	6.94	35
208	1.43	3.80	5.60	12.49	1221	3.24	5.34	2441	4.56	8.15	38
209	1.43	4.80	7.00	15.60	1226	5.08	7.44	2452	7.18	11.08	48
210	1.43	6.20	9.00	19.42	1226	7.67	10.35	2452	10.22	14.40	61
211	1.43	9.40	13.60	29.27	1223	13.42	16.71	-	-	-	93
212	1.44	4.20	6.20	13.70	1216	3.97	6.17	2431	5.64	9.37	42
213	1.44	4.60	6.80	14.91	1212	4.71	7.02	2423	6.69	10.53	46
214	1.44	6.40	9.40	19.94	1212	8.05	10.77	2423	10.58	14.79	63
215	1.44	11.00	16.00	33.61	1215	15.91	19.39	-	-	-	108
216	1.45	5.00	7.40	16.12	1208	5.46	7.86	2416	7.68	11.63	50
217	1.45	5.40	8.00	17.33	1205	6.21	8.71	2410	8.61	12.66	54
218	1.46	3.60	5.40	12.30	1202	2.90	4.95	2404	4.04	7.59	37
219	1.46	4.00	6.00	13.51	1199	3.63	5.79	2398	5.15	8.83	41
220	1.46	4.40	6.60	14.22	1196	4.34	6.60	2392	6.18	9.96	44
221	1.46	5.80	8.60	18.54	1203	6.96	9.56	2405	9.48	13.61	58
222	1.46	7.40	11.00	22.89	1195	9.89	12.83	-	-	-	73
223	1.47	6.00	9.00	19.07	1189	7.33	9.97	2377	9.89	14.05	60
224	1.47	12.40	18.40	36.60	1190	17.72	21.31	-	-	-	120
225	1.48	3.40	5.20	11.61	1182	2.55	4.54	2365	3.49	6.96	35
226	1.48	3.80	5.80	12.83	1181	3.27	5.37	2362	4.61	8.22	39
227	1.48	4.20	6.40	14.04	1180	4.00	6.21	2359	5.69	9.44	43
228	1.48	4.60	7.00	15.25	1179	4.74	7.06	2357	6.73	10.60	47
229	1.49	6.20	9.40	19.59	1176	7.70	10.39	2351	10.27	14.47	62
230	1.49	9.00	13.60	28.06	1173	12.76	16.00	-	-	-	90
231	1.50	4.80	7.40	15.77	1163	5.11	7.48	2326	7.24	11.16	49
232	1.50	5.20	8.00	16.98	1163	5.86	8.33	2326	8.20	12.23	53
233	1.50	5.60	8.60	18.19	1163	6.61	9.17	2327	9.11	13.21	57
234	1.51	3.60	5.60	12.14	1162	2.91	4.96	2324	4.06	7.60	37
235	1.51	4.00	6.20	13.35	1162	3.64	5.79	2324	5.16	8.84	41
236	1.51	4.40	6.80	14.56	1163	4.37	6.63	2325	6.22	10.03	45
237	1.52	5.80	9.00	18.71	1151	6.98	9.59	2302	9.53	13.68	59
238	1.53	3.40	5.40	11.95	1141	2.57	4.57	2283	3.53	7.02	36
239	1.53	3.80	6.00	12.66	1144	3.27	5.38	2287	4.62	8.23	39
240	1.53	4.20	6.60	13.87	1146	4.00	6.21	2291	5.70	9.44	43
241	1.53	8.00	12.40	24.79	1146	11.00	14.06	-	-	-	80
242	1.54	6.00	9.40	19.24	1140	7.35	10.01	2279	9.93	14.11	61
243	1.54	7.00	11.00	22.18	1133	9.21	12.08	2267	11.61	15.91	71
244	1.55	4.00	6.40	13.68	1128	3.66	5.83	2256	5.20	8.90	42
245	1.55	4.40	7.00	14.39	1131	4.37	6.63	2262	6.23	10.03	45
246	1.56	3.60	5.80	12.47	1124	2.93	4.99	2248	4.10	7.66	38
247	1.56	5.00	8.00	16.63	1121	5.51	7.94	2243	7.77	11.76	52
248	1.56	5.40	8.60	17.34	1124	6.23	8.74	2249	8.67	12.73	55
249	1.56	8.60	13.60	25.85	1123	12.01	15.16	-	-	-	85
250	1.57	4.20	6.80	14.21	1114	4.03	6.25	2227	5.74	9.50	44

B & BX BELTS

B & BX BELTS

	Ratio	Datum Driver	Datum Driven	Center Distance	RPM Driver = 1750			RPM Driver = 3500			*Belt Number
		in	in	in	Driven	HP / Belt		Driven	HP / Belt		
					RPM	B	BX		RPM	B	
251	1.57	4.60	7.40	15.42	1118	4.77	7.09	2235	6.78	10.66	48
252	1.57	5.60	9.00	18.36	1114	6.63	9.20	2227	9.15	13.27	58
253	1.58	3.80	6.20	12.99	1109	3.30	5.41	2218	4.66	8.29	40
254	1.59	3.40	5.60	11.78	1103	2.57	4.58	2206	3.55	7.03	36
255	1.59	5.80	9.40	18.88	1104	7.01	9.62	2208	9.57	13.73	60
256	1.59	6.80	11.00	21.83	1102	8.87	11.70	2205	11.36	15.66	70
257	1.60	4.00	6.60	13.52	1095	3.66	5.82	2191	5.21	8.90	42
258	1.60	12.40	20.00	37.27	1096	17.78	21.39	-	-	-	124
259	1.61	3.60	6.00	12.31	1089	2.93	4.99	2177	4.11	7.67	38
260	1.61	5.20	8.60	16.98	1085	5.88	8.35	2170	8.25	12.28	54
261	1.62	4.20	7.00	14.04	1083	4.03	6.24	2167	5.74	9.50	44
262	1.62	4.80	8.00	15.77	1079	5.13	7.50	2159	7.29	11.21	50
263	1.62	9.40	15.40	29.28	1083	13.46	16.76	-	-	-	96
264	1.63	3.80	6.40	12.83	1076	3.30	5.40	2152	4.67	8.29	40
265	1.63	4.40	7.40	15.06	1073	4.42	6.70	2145	6.31	10.14	47
266	1.63	5.40	9.00	17.50	1076	6.25	8.77	2152	8.70	12.78	56
267	1.63	6.60	11.00	20.97	1072	8.48	11.27	2143	11.04	15.31	68
268	1.64	3.40	5.80	12.12	1067	2.59	4.60	2134	3.58	7.08	37
269	1.64	4.00	6.80	13.85	1065	3.68	5.85	2129	5.24	8.95	43
270	1.64	5.60	9.40	18.53	1068	6.65	9.23	2136	9.19	13.32	59
271	1.65	7.40	12.40	23.73	1064	9.99	12.95	-	-	-	77
272	1.65	11.00	18.40	33.62	1059	15.93	19.43	-	-	-	112
273	1.66	3.60	6.20	12.64	1055	2.95	5.02	2111	4.14	7.72	39
274	1.67	3.80	6.60	13.16	1045	3.32	5.43	2090	4.70	8.34	41
275	1.67	5.00	8.60	16.63	1046	5.53	7.95	2092	7.81	11.80	53
276	1.67	8.00	13.60	25.29	1047	11.06	14.13	-	-	-	83
277	1.68	5.20	9.00	17.15	1039	5.90	8.37	2078	8.28	12.32	55
278	1.68	6.40	11.00	20.61	1041	8.13	10.88	2081	10.74	15.00	67
279	1.68	9.00	15.40	28.06	1039	12.79	16.03	-	-	-	93
280	1.68	9.40	16.00	29.28	1044	13.46	16.76	-	-	-	97
281	1.69	3.40	6.00	11.95	1033	2.59	4.60	2067	3.59	7.08	37
282	1.69	4.00	7.00	13.68	1036	3.68	5.85	2071	5.24	8.95	43
283	1.69	4.60	8.00	15.42	1037	4.78	7.11	2075	6.82	10.70	49
284	1.70	4.20	7.40	14.20	1027	4.04	6.27	2055	5.78	9.54	45
285	1.70	5.40	9.40	18.17	1032	6.30	8.83	2064	8.78	12.88	58
286	1.71	3.60	6.40	12.47	1024	2.95	5.01	2048	4.15	7.71	39
287	1.72	3.80	6.80	12.99	1016	3.31	5.43	2031	4.70	8.33	41
288	1.73	6.20	11.00	20.26	1010	7.78	10.49	2020	10.41	14.65	66
289	1.73	7.00	12.40	23.01	1009	9.30	12.19	2018	11.74	16.08	75
290	1.74	4.80	8.60	16.27	1007	5.17	7.56	2014	7.35	11.30	52
291	1.75	3.40	6.20	12.28	1002	2.61	4.63	2004	3.61	7.13	38
292	1.75	5.00	9.00	16.79	1001	5.54	7.97	2003	7.84	11.84	54
293	1.75	9.00	16.00	29.06	1001	12.87	16.13	-	-	-	96
294	1.76	3.60	6.60	12.81	995	2.97	5.04	1989	4.17	7.76	40
295	1.76	4.40	8.00	15.06	996	4.43	6.71	1991	6.33	10.17	48
296	1.76	5.20	9.40	17.31	996	5.91	8.39	1992	8.31	12.36	56
297	1.76	8.60	15.40	28.36	994	12.22	15.42	-	-	-	93
298	1.77	3.80	7.00	13.33	988	3.33	5.45	1976	4.73	8.38	42
299	1.78	4.00	7.40	13.85	982	3.69	5.87	1965	5.27	8.98	44
300	1.78	6.80	12.40	22.15	981	8.91	11.75	1963	11.44	15.76	73

B & BX BELTS

* - See page 18

B & BX BELTS

	Ratio	Datum Driver	Datum Driven	Center Distance	RPM Driver = 1750			RPM Driver = 3500			*Belt Number
		in	in	in	Driven	HP / Belt		Driven	HP / Belt		
					RPM	B	BX		RPM	B	
301	1.79	6.00	11.00	19.90	979	7.43	10.10	1958	10.06	14.28	65
302	1.79	11.00	20.00	34.27	976	15.97	19.48	-	-	-	116
303	1.80	3.40	6.40	12.11	972	2.61	4.62	1944	3.61	7.12	38
304	1.80	7.40	13.60	24.22	972	10.03	13.01	-	-	-	80
305	1.81	3.60	6.80	12.63	967	2.97	5.03	1934	4.17	7.75	40
306	1.81	4.60	8.60	15.91	968	4.82	7.16	1936	6.88	10.79	51
307	1.82	4.80	9.00	16.43	964	5.19	7.57	1928	7.38	11.34	53
308	1.82	5.00	9.40	16.95	960	5.56	7.99	1921	7.86	11.87	55
309	1.83	6.60	12.40	22.30	954	8.59	11.41	1908	11.20	15.53	73
310	1.83	8.60	16.00	27.84	958	12.18	15.37	-	-	-	93
311	1.84	4.20	8.00	14.70	954	4.08	6.31	1907	5.83	9.62	47
312	1.85	3.40	6.60	12.45	944	2.62	4.64	1888	3.64	7.16	39
313	1.85	5.80	11.00	19.54	948	7.07	9.70	1896	9.68	13.88	64
314	1.86	3.60	7.00	12.97	940	2.98	5.06	1881	4.20	7.79	41
315	1.87	3.80	7.40	13.49	937	3.34	5.47	1874	4.75	8.41	43
316	1.88	4.40	8.60	15.55	929	4.46	6.75	1858	6.39	10.25	50
317	1.89	4.60	9.00	16.07	926	4.83	7.17	1853	6.90	10.81	52
318	1.89	4.80	9.40	16.59	924	5.20	7.59	1849	7.40	11.37	54
319	1.89	6.40	12.40	21.43	926	8.20	10.97	1853	10.84	15.14	71
320	1.89	8.00	15.40	27.28	928	11.21	14.33	-	-	-	90
321	1.90	7.00	13.60	23.50	922	9.33	12.24	1844	11.80	16.17	78
322	1.91	3.40	6.80	12.28	918	2.62	4.63	1836	3.64	7.15	39
323	1.91	5.60	11.00	19.18	917	6.71	9.30	1835	9.29	13.45	63
324	1.92	4.00	8.00	14.34	912	3.72	5.91	1823	5.32	9.05	46
325	1.92	9.40	18.40	31.25	910	13.61	16.95	-	-	-	105
326	1.95	6.20	12.40	21.07	899	7.84	10.57	1798	10.51	14.78	70
327	1.95	6.80	13.60	23.14	897	8.98	11.85	1794	11.54	15.90	77
328	1.96	3.40	7.00	12.61	893	2.63	4.66	1786	3.66	7.18	40
329	1.96	3.60	7.40	13.13	892	2.99	5.07	1784	4.22	7.81	42
330	1.96	8.00	16.00	26.76	894	11.17	14.27	-	-	-	90
331	1.97	4.20	8.60	15.19	890	4.10	6.35	1779	5.88	9.69	49
332	1.97	4.40	9.00	15.71	889	4.47	6.77	1778	6.40	10.27	51
333	1.97	4.60	9.40	16.23	888	4.84	7.19	1777	6.92	10.84	53
334	1.97	5.40	11.00	18.82	887	6.35	8.90	1773	8.87	13.00	62
335	1.99	12.40	25.00	39.03	880	17.85	21.48	-	-	-	136
336	2.01	3.80	8.00	13.98	870	3.37	5.51	1740	4.79	8.47	45
337	2.01	6.00	12.40	21.21	872	7.52	10.22	1743	10.19	14.46	70
338	2.01	6.60	13.60	22.27	872	8.59	11.41	1744	11.21	15.53	75
339	2.01	9.00	18.40	30.53	873	12.97	16.25	-	-	-	103
340	2.03	7.40	15.40	25.18	861	10.10	13.09	-	-	-	85
341	2.05	4.20	9.00	15.35	852	4.11	6.36	1703	5.89	9.71	50
342	2.05	4.40	9.40	15.87	853	4.48	6.78	1705	6.42	10.29	52
343	2.05	5.20	11.00	18.46	856	5.99	8.49	1711	8.43	12.52	61
344	2.06	4.00	8.60	14.83	851	3.75	5.94	1701	5.36	9.11	48
345	2.07	3.40	7.40	12.77	847	2.64	4.67	1694	3.67	7.20	41
346	2.07	5.80	12.40	20.35	844	7.12	9.77	1688	9.77	13.99	68
347	2.07	6.40	13.60	22.41	847	8.27	11.06	1694	10.94	15.27	75
348	2.09	8.60	18.40	29.30	835	12.27	15.49	-	-	-	100
349	2.09	9.40	20.00	31.37	838	13.60	16.94	-	-	-	108
350	2.11	3.60	8.00	13.62	828	3.01	5.10	1656	4.25	7.87	44

B & BX BELTS

* - See page 18

B & BX BELTS

	Ratio	Datum Driver	Datum Driven	Center Distance	RPM Driver = 1750			RPM Driver = 3500			*Belt Number
		in	in	in	Driven	HP / Belt		Driven	HP / Belt		
					RPM	B	BX		RPM	B	
351	2.11	7.40	16.00	24.66	830	10.06	13.03	-	-	-	85
352	2.12	5.00	11.00	18.09	825	5.62	8.09	1650	7.97	12.03	60
353	2.13	6.20	13.60	21.54	822	7.87	10.61	1643	10.55	14.84	73
354	2.14	4.20	9.40	15.51	817	4.12	6.37	1633	5.91	9.73	51
355	2.14	5.60	12.40	19.98	817	6.76	9.37	1633	9.36	13.56	67
356	2.14	7.00	15.40	24.46	817	9.40	12.32	1633	11.89	16.29	83
357	2.15	4.00	9.00	14.99	814	3.75	5.95	1628	5.37	9.13	49
358	2.16	3.80	8.60	14.47	811	3.39	5.54	1623	4.83	8.52	47
359	2.18	9.00	20.00	31.66	804	13.04	16.34	-	-	-	108
360	2.20	4.80	11.00	17.73	794	5.26	7.68	1588	7.50	11.51	59
361	2.20	6.00	13.60	21.68	797	7.54	10.25	1593	10.24	14.52	73
362	2.20	6.80	15.40	24.09	794	9.04	11.92	1589	11.63	16.01	82
363	2.22	5.40	12.40	19.61	789	6.39	8.96	1578	8.94	13.10	66
364	2.22	7.00	16.00	24.94	787	9.43	12.36	1573	11.94	16.34	85
365	2.23	3.40	8.00	13.25	786	2.66	4.69	1572	3.70	7.25	43
366	2.23	11.00	25.00	38.50	784	16.22	19.78	-	-	-	133
367	2.24	4.00	9.40	15.14	781	3.76	5.96	1562	5.38	9.15	50
368	2.25	3.80	9.00	14.62	777	3.39	5.55	1553	4.84	8.54	48
369	2.25	8.00	18.40	28.20	779	11.26	14.38	-	-	-	97
370	2.27	3.60	8.60	13.59	772	3.01	5.10	1545	4.25	7.86	45
371	2.27	5.80	13.60	20.81	772	7.14	9.80	1543	9.80	14.04	71
372	2.27	6.60	15.40	23.72	772	8.68	11.53	1544	11.34	15.70	81
373	2.27	8.60	20.00	30.41	770	12.34	15.57	-	-	-	105
374	2.29	4.60	11.00	17.36	763	4.90	7.27	1526	7.01	10.97	58
375	2.29	6.80	16.00	24.57	765	9.07	11.96	1531	11.67	16.06	84
376	2.30	5.20	12.40	19.25	762	6.03	8.55	1524	8.49	12.62	65
377	2.33	6.40	15.40	23.35	750	8.32	11.13	1500	11.02	15.37	80
378	2.34	5.60	13.60	20.44	746	6.78	9.40	1493	9.40	13.60	70
379	2.35	3.80	9.40	14.77	745	3.40	5.55	1490	4.85	8.55	49
380	2.35	6.60	16.00	24.20	744	8.71	11.56	1488	11.37	15.76	83
381	2.37	3.60	9.00	14.25	739	3.04	5.14	1479	4.29	7.93	47
382	2.38	5.00	12.40	18.88	734	5.66	8.14	1469	8.03	12.11	64
383	2.38	12.40	30.00	41.69	735	17.92	21.56	-	-	-	150
384	2.39	3.40	8.60	13.22	733	2.66	4.69	1466	3.70	7.24	44
385	2.39	4.40	11.00	16.99	732	4.53	6.85	1465	6.50	10.41	57
386	2.40	6.20	15.40	22.98	728	7.95	10.72	1456	10.67	15.01	79
387	2.42	6.40	16.00	23.83	722	8.35	11.16	1445	11.05	15.42	82
388	2.42	7.40	18.40	26.58	723	10.17	13.19	-	-	-	93
389	2.43	5.40	13.60	20.58	721	6.45	9.03	1443	9.01	13.20	70
390	2.44	8.00	20.00	29.82	718	11.36	14.51	-	-	-	103
391	2.47	3.60	9.40	14.40	709	3.04	5.14	1418	4.30	7.94	48
392	2.48	4.80	12.40	18.51	707	5.30	7.73	1414	7.55	11.59	63
393	2.48	6.00	15.40	22.61	706	7.59	10.32	1411	10.31	14.61	78
394	2.49	3.40	9.00	13.88	702	2.68	4.73	1404	3.73	7.30	46
395	2.49	4.20	11.00	16.62	702	4.17	6.44	1403	5.98	9.84	56
396	2.50	6.20	16.00	23.46	701	7.98	10.76	1402	10.71	15.06	81
397	2.51	5.20	13.60	19.69	696	6.05	8.57	1392	8.52	12.65	68
398	2.55	7.00	18.40	26.86	686	9.54	12.50	1372	12.08	16.54	93
399	2.56	5.80	15.40	22.24	683	7.22	9.91	1367	9.92	14.20	77
400	2.57	6.00	16.00	23.09	680	7.61	10.35	1359	10.34	14.66	80

B & BX BELTS

* - See page 18

B & BX BELTS

	Ratio	Datum Driver	Datum Driven	Center Distance	RPM Driver = 1750			RPM Driver = 3500			*Belt Number
		in	in	in	Driven	HP / Belt		Driven	HP / Belt		
					RPM	B	BX	RPM	B	BX	
401	2.58	4.60	12.40	18.14	679	4.93	7.31	1359	7.06	11.04	62
402	2.60	3.40	9.40	14.03	673	2.68	4.73	1346	3.74	7.31	47
403	2.60	9.40	25.00	35.03	673	13.79	17.17	-	-	-	124
404	2.61	4.00	11.00	16.25	671	3.80	6.03	1341	5.45	9.25	55
405	2.61	5.00	13.60	19.83	671	5.71	8.20	1342	8.10	12.21	68
406	2.62	6.80	18.40	25.46	667	9.10	12.00	1335	11.72	16.13	90
407	2.63	7.40	20.00	28.70	666	10.31	13.36	-	-	-	100
408	2.65	5.60	15.40	22.38	661	6.89	9.54	1322	9.55	13.82	77
409	2.66	5.80	16.00	22.71	658	7.25	9.94	1317	9.95	14.24	79
410	2.67	11.00	30.00	39.57	654	16.17	19.72	-	-	-	144
411	2.68	4.40	12.40	17.76	652	4.56	6.90	1304	6.55	10.48	61
412	2.70	6.60	18.40	25.59	649	8.77	11.65	1297	11.47	15.88	90
413	2.71	4.80	13.60	19.46	646	5.34	7.79	1292	7.62	11.68	67
414	2.71	9.00	25.00	35.30	645	13.22	16.57	-	-	-	124
415	2.73	3.80	11.00	15.87	640	3.44	5.61	1280	4.90	8.64	54
416	2.74	5.40	15.40	21.49	639	6.48	9.08	1278	9.07	13.28	75
417	2.75	5.60	16.00	22.34	637	6.88	9.53	1274	9.54	13.80	78
418	2.77	7.00	20.00	27.43	632	9.55	12.52	1264	12.11	16.57	97
419	2.78	6.40	18.40	25.73	630	8.45	11.30	1260	11.19	15.61	90
420	2.80	4.20	12.40	17.39	625	4.19	6.48	1249	6.02	9.90	60
421	2.82	4.60	13.60	19.08	621	4.97	7.37	1242	7.12	11.13	66
422	2.83	8.60	25.00	33.52	618	12.48	15.75	-	-	-	120
423	2.84	5.20	15.40	21.63	617	6.14	8.71	1233	8.66	12.86	75
424	2.84	5.40	16.00	21.96	615	6.51	9.11	1231	9.10	13.33	77
425	2.85	6.80	20.00	27.06	615	9.19	12.12	1230	11.83	16.29	96
426	2.86	6.20	18.40	25.87	611	8.11	10.93	1223	10.89	15.31	90
427	2.87	3.60	11.00	15.50	609	3.07	5.20	1218	4.35	8.02	53
428	2.93	4.00	12.40	17.01	597	3.83	6.06	1194	5.48	9.31	59
429	2.93	6.60	20.00	26.68	598	8.82	11.72	1195	11.54	15.98	95
430	2.94	4.40	13.60	18.70	596	4.60	6.95	1192	6.60	10.57	65
431	2.94	5.00	15.40	20.73	594	5.74	8.25	1189	8.15	12.28	73
432	2.95	5.20	16.00	22.10	594	6.17	8.74	1188	8.69	12.91	77
433	2.95	6.00	18.40	26.01	593	7.78	10.57	1185	10.56	14.98	90
434	3.01	6.40	20.00	26.81	580	8.49	11.36	1161	11.26	15.70	95
435	3.01	12.40	38.00	49.69	582	18.22	21.92	-	-	-	180
436	3.03	3.40	11.00	15.12	578	2.71	4.78	1156	3.78	7.39	52
437	3.04	8.00	25.00	31.86	576	11.41	14.57	-	-	-	116
438	3.05	5.80	18.40	23.56	574	7.27	9.97	1148	9.98	14.28	85
439	3.06	4.80	15.40	20.87	572	5.40	7.87	1144	7.70	11.81	73
440	3.06	5.00	16.00	21.20	573	5.76	8.28	1145	8.18	12.32	75
441	3.07	3.80	12.40	17.14	570	3.48	5.68	1139	4.97	8.75	59
442	3.07	4.20	13.60	18.32	571	4.23	6.53	1142	6.07	9.98	64
443	3.11	6.20	20.00	25.91	563	8.09	10.90	1127	10.86	15.26	93
444	3.11	9.40	30.00	40.67	562	14.07	17.52	-	-	-	144
445	3.15	5.60	18.40	23.70	555	6.93	9.60	1111	9.61	13.91	85
446	3.17	4.80	16.00	21.34	551	5.42	7.90	1102	7.73	11.86	75
447	3.18	4.60	15.40	19.97	550	5.00	7.41	1100	7.16	11.19	71
448	3.20	6.00	20.00	26.05	546	7.75	10.54	1092	10.53	14.93	93
449	3.21	4.00	13.60	17.94	546	3.86	6.11	1091	5.53	9.38	63
450	3.23	3.60	12.40	16.76	542	3.11	5.26	1084	4.41	8.13	58

B & BX BELTS

* - See page 18

B & BX BELTS

	Ratio	Datum	Datum	Center Distance	RPM Driver = 1750			RPM Driver = 3500			*Belt Number
		Driver	Driven		Driven	HP / Belt		Driven	HP / Belt		
		in	in		in	RPM	B	BX	RPM	B	
451	3.25	9.00	30.00	36.79	539	13.20	16.54	-	-	-	136
452	3.26	5.40	18.40	23.83	537	6.59	9.23	1073	9.22	13.50	85
453	3.27	7.40	25.00	32.27	535	10.46	13.56	-	-	-	116
454	3.30	4.60	16.00	21.47	530	5.07	7.52	1060	7.27	11.36	75
455	3.31	5.80	20.00	26.18	529	7.41	10.17	1058	10.18	14.58	93
456	3.32	4.40	15.40	20.10	528	4.65	7.03	1056	6.68	10.69	71
457	3.36	3.80	13.60	18.08	521	3.51	5.73	1041	5.01	8.83	63
458	3.38	5.20	18.40	23.97	518	6.24	8.85	1036	8.81	13.07	85
459	3.38	11.00	38.00	47.00	518	16.44	20.04	-	-	-	173
460	3.39	8.60	30.00	37.05	516	12.60	15.91	-	-	-	136
461	3.40	3.40	12.40	16.38	515	2.75	4.84	1029	3.84	7.49	57
462	3.42	5.60	20.00	26.32	512	7.07	9.79	1023	9.81	14.19	93
463	3.44	4.40	16.00	20.57	508	4.67	7.05	1017	6.70	10.73	73
464	3.45	7.00	25.00	32.54	507	9.81	12.86	1015	12.44	17.02	116
465	3.46	4.20	15.40	20.24	506	4.30	6.65	1011	6.18	10.16	71
466	3.50	5.00	18.40	23.58	499	5.87	8.43	999	8.33	12.55	84
467	3.53	3.60	13.60	17.69	496	3.14	5.30	991	4.44	8.19	62
468	3.54	5.40	20.00	24.89	494	6.63	9.28	989	9.28	13.58	90
469	3.55	6.80	25.00	30.58	494	9.33	12.31	987	12.03	16.55	112
470	3.59	4.20	16.00	20.70	487	4.32	6.67	974	6.20	10.20	73
471	3.62	4.00	15.40	19.85	483	3.93	6.22	967	5.63	9.55	70
472	3.63	8.00	30.00	37.45	481	11.68	14.92	-	-	-	136
473	3.64	4.80	18.40	23.71	481	5.52	8.05	961	7.88	12.07	84
474	3.65	6.60	25.00	30.72	480	9.00	11.95	960	11.77	16.30	112
475	3.67	5.20	20.00	25.02	477	6.28	8.90	955	8.86	13.15	90
476	3.72	3.40	13.60	17.83	470	2.79	4.92	941	3.90	7.60	62
477	3.76	4.00	16.00	20.84	466	3.96	6.28	931	5.69	9.65	73
478	3.76	6.40	25.00	30.85	466	8.67	11.59	932	11.49	16.02	112
479	3.79	4.60	18.40	23.32	462	5.14	7.62	924	7.36	11.51	83
480	3.80	3.80	15.40	19.99	461	3.57	5.83	922	5.10	8.99	70
481	3.80	5.00	20.00	25.16	460	5.93	8.52	920	8.42	12.69	90
482	3.87	6.20	25.00	30.98	452	8.32	11.22	904	11.18	15.71	112
483	3.92	7.40	30.00	37.85	447	10.72	13.89	-	-	-	136
484	3.93	9.40	38.00	48.06	445	14.31	17.82	-	-	-	173
485	3.94	3.80	16.00	19.92	444	3.56	5.81	888	5.09	8.96	71
486	3.95	4.40	18.40	23.46	443	4.78	7.23	887	6.87	10.99	83
487	3.95	4.80	20.00	25.29	443	5.58	8.14	886	7.96	12.21	90
488	3.99	3.60	15.40	20.12	439	3.22	5.44	878	4.56	8.40	70
489	3.99	6.00	25.00	31.11	438	7.98	10.85	877	10.85	15.38	112
490	4.10	9.00	38.00	48.33	427	13.73	17.20	-	-	-	173
491	4.11	4.60	20.00	25.42	426	5.22	7.74	851	7.49	11.70	90
492	4.12	4.20	18.40	23.07	425	4.40	6.80	849	6.32	10.39	82
493	4.12	5.80	25.00	31.25	425	7.63	10.47	849	10.49	15.01	112
494	4.13	7.00	30.00	36.55	424	9.95	13.05	848	12.62	17.27	133
495	4.14	3.60	16.00	20.06	423	3.21	5.42	846	4.55	8.38	71
496	4.20	3.40	15.40	19.20	417	2.82	4.97	833	3.94	7.69	68
497	4.24	6.80	30.00	36.68	412	9.61	12.68	825	12.39	17.05	133
498	4.26	5.60	25.00	31.38	411	7.28	10.08	821	10.10	14.61	112
499	4.28	4.40	20.00	25.56	408	4.86	7.35	817	6.99	11.18	90
500	4.28	8.60	38.00	48.60	408	13.12	16.55	-	-	-	173

B & BX BELTS

* - See page 18

B & BX BELTS

	Ratio	Datum Driver	Datum Driven	Center Distance	RPM Driver = 1750			RPM Driver = 3500			*Belt Number
		in	in	in	Driven	HP / Belt		Driven	HP / Belt		
					RPM	B	BX	RPM	B	BX	
501	4.31	4.00	18.40	23.20	406	4.04	6.40	812	5.80	9.83	82
502	4.36	3.40	16.00	20.19	401	2.85	5.02	803	3.99	7.77	71
503	4.37	6.60	30.00	36.81	401	9.27	12.31	801	12.13	16.80	133
504	4.41	5.40	25.00	31.51	397	6.92	9.70	794	9.69	14.19	112
505	4.47	4.20	20.00	25.69	391	4.50	6.95	783	6.47	10.63	90
506	4.50	6.40	30.00	36.94	389	8.93	11.94	778	11.84	16.51	133
507	4.52	3.80	18.40	23.33	387	3.68	6.00	775	5.26	9.25	82
508	4.57	5.20	25.00	31.64	383	6.56	9.30	766	9.26	13.74	112
509	4.59	8.00	38.00	48.99	381	12.16	15.54	-	-	-	173
510	4.63	6.20	30.00	37.07	378	8.58	11.56	755	11.52	16.19	133
511	4.68	4.00	20.00	25.82	374	4.13	6.55	748	5.93	10.05	90
512	4.74	5.00	25.00	31.78	369	6.20	8.90	739	8.80	13.26	112
513	4.75	3.60	18.40	23.46	369	3.31	5.60	737	4.69	8.65	82
514	4.78	6.00	30.00	37.20	366	8.22	11.18	732	11.18	15.85	133
515	4.90	3.80	20.00	25.95	357	3.76	6.14	714	5.38	9.46	90
516	4.92	4.80	25.00	31.91	356	5.83	8.50	711	8.33	12.76	112
517	4.93	5.80	30.00	37.34	355	7.87	10.79	709	10.81	15.47	133
518	4.95	7.40	38.00	49.39	354	11.16	14.46	-	-	-	173
519	5.00	3.40	18.40	24.12	350	2.96	5.22	700	4.14	8.07	83
520	5.10	5.60	30.00	39.05	343	7.58	10.50	686	10.52	15.21	136
521	5.12	4.60	25.00	32.04	342	5.46	8.10	683	7.83	12.24	112
522	5.15	3.60	20.00	26.09	340	3.39	5.72	679	4.80	8.85	90
523	5.22	7.00	38.00	49.66	335	10.47	13.72	671	13.28	18.17	173
524	5.28	5.40	30.00	39.18	332	7.21	10.09	663	10.09	14.77	136
525	5.34	4.40	25.00	32.17	328	5.08	7.68	656	7.31	11.69	112
526	5.36	6.80	38.00	49.79	326	10.12	13.34	653	13.04	17.94	173
527	5.43	3.40	20.00	26.22	322	3.01	5.31	645	4.21	8.21	90
528	5.47	5.20	30.00	39.31	320	6.83	9.69	640	9.64	14.31	136
529	5.52	6.60	38.00	49.92	317	9.76	12.96	634	12.76	17.68	173
530	5.57	4.20	25.00	34.41	314	4.78	7.38	628	6.87	11.29	116
531	5.67	5.00	30.00	39.44	308	6.46	9.27	617	9.17	13.81	136
532	5.68	6.40	38.00	50.05	308	9.40	12.56	616	12.46	17.38	173
533	5.83	4.00	25.00	34.54	300	4.39	6.95	601	6.30	10.68	116
534	5.85	6.20	38.00	50.18	299	9.03	12.17	598	12.13	17.05	173
535	5.89	4.80	30.00	39.58	297	6.07	8.86	594	8.67	13.29	136
536	6.04	6.00	38.00	53.99	290	8.79	11.95	580	11.95	16.94	180
537	6.11	3.80	25.00	34.67	286	4.00	6.52	573	5.71	10.05	116
538	6.13	4.60	30.00	43.90	285	5.82	8.63	571	8.35	13.05	144
539	6.24	5.80	38.00	54.12	281	8.41	11.53	561	11.56	16.54	180
540	6.39	4.40	30.00	44.04	274	5.42	8.20	548	7.79	12.47	144
541	6.42	3.60	25.00	36.90	273	3.65	6.17	545	5.18	9.54	120
542	6.45	5.60	38.00	54.26	272	8.02	11.11	543	11.14	16.11	180
543	6.67	4.20	30.00	44.17	262	5.02	7.75	525	7.22	11.86	144
544	6.67	5.40	38.00	54.39	262	7.63	10.69	525	10.69	15.65	180
545	6.76	3.40	25.00	39.12	259	3.29	5.80	518	4.60	8.97	124
546	6.91	5.20	38.00	62.33	253	7.44	10.55	507	10.50	15.58	195
547	6.98	4.00	30.00	47.43	251	4.68	7.42	502	6.72	11.39	150
548	7.17	5.00	38.00	62.47	244	7.03	10.10	488	9.99	15.04	195
549	7.31	3.80	30.00	51.71	239	4.34	7.08	479	6.21	10.92	158
550	7.45	4.80	38.00	62.60	235	6.61	9.65	470	9.45	14.48	195

B & BX BELTS

* - See page 18

B & BX BELTS

	Ratio	Datum Driver	Datum Driven	Center Distance	RPM Driver = 1750			RPM Driver = 3500			*Belt Number
		in	in	in	Driven	HP / Belt		Driven	HP / Belt		
					RPM	B	BX	RPM	B	BX	
551	7.68	3.60	30.00	53.91	228	3.95	6.66	456	5.59	10.30	162
552	7.75	4.60	38.00	62.74	226	6.20	9.19	452	8.88	13.89	195
553	8.07	4.40	38.00	62.87	217	5.77	8.72	434	8.30	13.27	195
554	8.09	3.40	30.00	54.04	216	3.51	6.18	432	4.91	9.56	162
555	8.43	4.20	38.00	63.01	208	5.34	8.25	415	7.68	12.62	195
556	8.82	4.00	38.00	63.14	199	4.91	7.78	397	7.05	11.95	195
557	9.24	3.80	38.00	63.28	189	4.47	7.30	379	6.39	11.25	195
558	9.71	3.60	38.00	63.41	180	4.03	6.81	360	5.71	10.52	195
559	10.23	3.40	38.00	63.55	171	3.59	6.31	342	5.01	9.77	195

* - See page 18

B & BX BELTS

C & CX BELTS

	Ratio	Datum Driver	Datum Driven	Center Distance	RPM Driver = 870			RPM Driver = 1750			*Belt Number
		in	in	in	Driven	HP / Belt		Driven	HP / Belt		
					RPM	C	CX	RPM	C	CX	
1	1.00	5.00	5.00	19.10	870	3.94	6.43	1750	5.94	10.90	51
2	1.00	6.00	6.00	17.53	870	5.81	8.27	1750	9.14	14.06	51
3	1.00	7.00	7.00	20.46	870	7.85	10.35	1750	12.51	17.55	60
4	1.00	7.50	7.50	23.68	870	8.99	11.53	1750	14.31	19.48	68
5	1.00	8.00	8.00	22.89	870	9.91	12.44	1750	15.76	20.93	68
6	1.00	8.50	8.50	25.61	870	11.05	13.61	1750	17.50	22.78	75
7	1.00	9.00	9.00	27.82	870	12.16	14.75	1750	19.16	24.54	81
8	1.00	9.50	9.50	27.04	870	13.09	15.66	1750	20.47	25.88	81
9	1.00	10.00	10.00	29.75	870	14.25	16.86	1750	22.11	27.65	88
10	1.00	10.50	10.50	29.97	870	15.24	17.85	1750	23.43	29.03	90
11	1.00	11.00	11.00	29.18	870	16.14	18.74	1750	24.57	30.23	90
12	1.00	12.00	12.00	35.11	870	18.53	21.20	1750	27.53	33.53	105
13	1.00	13.00	13.00	37.04	870	20.61	23.29	1750	29.75	36.02	112
14	1.00	14.00	14.00	39.47	870	22.71	25.42	1750	31.71	38.32	120
15	1.00	16.00	16.00	44.33	870	26.82	29.60	-	-	-	136
16	1.00	18.00	18.00	52.19	870	31.02	33.92	-	-	-	158
17	1.00	20.00	20.00	56.55	870	34.71	37.72	-	-	-	173
18	1.00	24.00	24.00	61.27	870	40.90	44.24	-	-	-	195
19	1.05	9.00	9.50	27.43	826	12.32	14.91	1662	19.50	24.86	81
20	1.05	9.50	10.00	28.64	828	13.37	15.97	1666	21.01	26.46	85
21	1.05	10.00	10.50	29.36	830	14.39	17.00	1670	22.42	27.94	88
22	1.05	10.50	11.00	29.57	832	15.37	17.98	1673	23.72	29.31	90
23	1.06	7.50	8.00	23.28	818	9.17	11.71	1646	14.70	19.85	68
24	1.06	8.00	8.50	22.50	821	10.09	12.61	1652	16.13	21.28	68
25	1.06	8.50	9.00	25.21	824	11.21	13.77	1657	17.85	23.11	75
26	1.07	7.00	7.50	20.07	815	8.05	10.54	1639	12.91	17.94	60
27	1.07	13.00	14.00	37.75	810	20.93	23.62	1628	30.37	36.66	115
28	1.08	12.00	13.00	34.32	805	18.75	21.40	1619	28.00	33.97	105
29	1.09	11.00	12.00	35.89	800	16.94	19.62	1609	25.93	31.76	105
30	1.10	9.50	10.50	28.25	790	13.48	16.08	1589	21.24	26.68	85
31	1.10	10.00	11.00	29.96	794	14.57	17.18	1596	22.76	28.30	90
32	1.11	8.50	9.50	24.81	782	11.33	13.88	1573	18.10	23.35	75
33	1.11	9.00	10.00	27.03	786	12.44	15.02	1582	19.74	25.09	81
34	1.11	18.00	20.00	50.61	785	31.25	34.14	-	-	-	158
35	1.12	8.00	9.00	25.60	777	10.42	12.99	1564	16.72	21.96	75
36	1.12	16.00	18.00	46.75	775	27.42	30.22	-	-	-	144
37	1.12	24.00	27.00	58.90	775	41.07	44.38	-	-	-	195
38	1.13	7.50	8.50	22.88	772	9.30	11.83	1553	14.97	20.11	68
39	1.14	7.00	8.00	19.67	766	8.18	10.66	1542	13.18	18.19	60
40	1.14	10.50	12.00	28.78	765	15.54	18.13	1538	24.10	29.66	90
41	1.14	14.00	16.00	41.89	764	23.34	26.07	1537	32.87	39.53	128
42	1.15	9.50	11.00	27.85	756	13.56	16.15	1520	21.41	26.84	85
43	1.16	6.00	7.00	16.74	752	6.17	8.61	1514	9.88	14.76	51
44	1.16	9.00	10.50	26.63	750	12.52	15.09	1509	19.91	25.25	81
45	1.16	12.00	14.00	35.53	749	19.03	21.69	1507	28.52	34.52	109
46	1.17	8.50	10.00	24.42	745	11.41	13.95	1498	18.27	23.50	75
47	1.18	8.00	9.50	25.20	738	10.50	13.06	1485	16.90	22.13	75
48	1.18	11.00	13.00	35.10	740	17.07	19.74	1489	26.23	32.03	105
49	1.19	5.00	6.00	18.31	734	4.36	6.83	1477	6.81	11.73	51
50	1.19	7.50	9.00	22.48	731	9.39	11.91	1471	15.16	20.27	68

C & CX BELTS

C & CX BELTS

	Ratio	Datum	Datum	Center	RPM Driver = 870			RPM Driver = 1750			*Belt Number
		Driver	Driven	Distance	Driven	HP / Belt		Driven	HP / Belt		
		in	in	in	RPM	C	CX	RPM	C	CX	
51	1.19	10.00	12.00	29.16	730	14.70	17.29	1468	23.05	28.56	90
52	1.20	7.00	8.50	23.27	723	8.48	11.02	1455	13.71	18.83	68
53	1.20	20.00	24.00	53.37	727	34.95	37.93	-	-	-	173
54	1.21	9.00	11.00	28.23	717	12.71	15.30	1443	20.25	25.64	85
55	1.22	8.50	10.50	27.02	710	11.66	14.24	1429	18.71	24.02	81
56	1.22	13.00	16.00	38.66	711	21.30	24.00	1430	31.10	37.40	120
57	1.23	6.00	7.50	20.84	705	6.45	8.96	1418	10.39	15.40	60
58	1.23	10.50	13.00	27.97	708	15.62	18.20	1424	24.29	29.82	90
59	1.24	8.00	10.00	24.80	703	10.56	13.11	1413	17.03	22.24	75
60	1.24	16.00	20.00	48.15	699	27.74	30.55	-	-	-	150
61	1.25	7.50	9.50	22.08	694	9.44	11.95	1396	15.28	20.37	68
62	1.25	9.50	12.00	28.55	695	13.75	16.35	1397	21.79	27.22	88
63	1.25	24.00	30.00	56.48	698	41.00	44.28	-	-	-	195
64	1.26	11.00	14.00	34.29	689	17.13	19.78	1385	26.38	32.16	105
65	1.27	7.00	9.00	22.87	685	8.53	11.06	1378	13.83	18.94	68
66	1.28	8.50	11.00	26.61	679	11.70	14.27	1366	18.79	24.08	81
67	1.28	14.00	18.00	40.28	681	23.40	26.11	1370	33.09	39.71	128
68	1.29	10.00	13.00	28.36	675	14.74	17.33	1358	23.18	28.66	90
69	1.30	8.00	10.50	24.40	670	10.59	13.14	1349	17.10	22.30	75
70	1.31	6.00	8.00	20.44	663	6.51	9.01	1333	10.51	15.51	60
71	1.32	7.50	10.00	25.18	661	9.68	12.24	1329	15.69	20.88	75
72	1.32	9.00	12.00	27.42	660	12.76	15.34	1327	20.39	25.74	85
73	1.32	10.50	14.00	34.67	659	16.23	18.89	1325	25.29	31.01	105
74	1.32	12.00	16.00	35.41	658	19.21	21.87	1323	28.91	34.89	112
75	1.33	18.00	24.00	54.90	656	31.92	34.83	-	-	-	173
76	1.34	7.00	9.50	22.46	650	8.57	11.09	1308	13.91	19.00	68
77	1.34	20.00	27.00	61.96	648	35.80	38.84	-	-	-	195
78	1.35	9.50	13.00	28.73	643	13.85	16.44	1293	21.99	27.42	90
79	1.36	8.00	11.00	23.99	641	10.61	13.14	1289	17.15	22.33	75
80	1.37	5.00	7.00	17.50	635	4.51	6.96	1277	7.12	12.00	51
81	1.37	13.00	18.00	41.04	634	21.64	24.36	1274	31.68	38.03	128
82	1.38	7.50	10.50	24.77	631	9.70	12.25	1268	15.74	20.92	75
83	1.38	10.00	14.00	27.54	628	14.74	17.31	1264	23.21	28.66	90
84	1.39	6.00	8.50	20.03	626	6.54	9.03	1258	10.59	15.57	60
85	1.39	8.50	12.00	25.80	624	11.72	14.28	1256	18.86	24.13	81
86	1.41	7.00	10.00	22.05	619	8.58	11.10	1245	13.96	19.02	68
87	1.42	14.00	20.00	42.65	614	23.70	26.43	1235	33.59	40.26	136
88	1.43	9.00	13.00	28.11	610	12.87	15.46	1228	20.60	25.97	88
89	1.44	7.50	11.00	24.36	603	9.71	12.25	1213	15.76	20.92	75
90	1.44	11.00	16.00	34.66	605	17.28	19.93	1216	26.68	32.46	109
91	1.45	9.50	14.00	27.91	598	13.84	16.41	1203	21.99	27.39	90
92	1.46	5.00	7.50	17.09	595	4.54	6.98	1196	7.19	12.05	51
93	1.47	6.00	9.00	19.62	592	6.56	9.04	1191	10.63	15.59	60
94	1.47	7.00	10.50	21.64	591	8.59	11.09	1188	13.97	19.02	68
95	1.48	8.00	12.00	26.17	589	10.81	13.37	1185	17.50	22.74	81
96	1.48	12.00	18.00	37.78	586	19.49	22.17	1179	29.39	35.42	120
97	1.49	16.00	24.00	48.89	585	27.95	30.76	-	-	-	158
98	1.49	18.00	27.00	52.43	584	31.75	34.63	-	-	-	173
99	1.49	20.00	30.00	59.49	584	35.63	38.64	-	-	-	195
100	1.49	24.00	36.00	51.50	583	40.46	43.69	-	-	-	195

C & CX BELTS

*   See page 18

C & CX BELTS

	Ratio	Datum Driver	Datum Driven	Center Distance	RPM Driver = 870			RPM Driver = 1750			*Belt Number
		in	in	in	Driven	HP / Belt		Driven	HP / Belt		
					RPM	C	CX	RPM	C	CX	
101	1.50	10.50	16.00	33.03	578	16.20	18.83	1163	25.29	30.95	105
102	1.51	8.50	13.00	26.98	578	11.84	14.42	1162	19.09	24.38	85
103	1.52	13.00	20.00	39.39	571	21.55	24.25	1150	31.60	37.90	128
104	1.53	9.00	14.00	28.28	568	12.92	15.50	1142	20.70	26.06	90
105	1.54	7.00	11.00	21.23	565	8.58	11.07	1136	13.97	19.00	68
106	1.55	6.00	9.50	19.20	562	6.56	9.03	1131	10.64	15.58	60
107	1.56	5.00	8.00	16.68	559	4.56	6.98	1125	7.23	12.06	51
108	1.57	7.50	12.00	23.53	554	9.69	12.22	1115	15.76	20.88	75
109	1.58	10.00	16.00	33.41	552	15.27	17.91	1110	24.08	29.69	105
110	1.60	8.00	13.00	25.34	545	10.78	13.33	1097	17.48	22.68	81
111	1.61	11.00	18.00	34.51	539	17.31	19.96	1084	26.76	32.53	112
112	1.62	8.50	14.00	27.65	538	11.92	14.49	1082	19.22	24.53	88
113	1.63	6.00	10.00	18.78	535	6.55	9.01	1077	10.64	15.56	60
114	1.65	5.00	8.50	16.26	528	4.56	6.97	1062	7.24	12.05	51
115	1.65	12.00	20.00	36.11	529	19.37	22.03	1064	29.24	35.22	120
116	1.65	18.00	30.00	60.97	527	32.46	35.41	-	-	-	195
117	1.66	9.50	16.00	33.78	525	14.32	16.98	1056	22.79	28.36	105
118	1.67	16.00	27.00	48.38	521	27.90	30.70	-	-	-	162
119	1.68	7.00	12.00	23.90	519	8.76	11.30	1044	14.29	19.40	75
120	1.69	10.50	18.00	33.37	515	16.25	18.89	1037	25.40	31.06	109
121	1.69	14.00	24.00	43.33	513	23.79	26.53	1033	33.79	40.46	144
122	1.70	6.00	10.50	22.38	511	6.74	9.26	1028	10.96	16.00	68
123	1.70	7.50	13.00	25.71	513	9.85	12.41	1032	16.03	21.22	81
124	1.71	8.00	14.00	26.51	508	10.87	13.44	1021	17.64	22.87	85
125	1.74	5.00	9.00	15.83	500	4.55	6.95	1005	7.24	12.02	51
126	1.74	9.00	16.00	26.59	499	12.81	15.36	1003	20.55	25.84	90
127	1.77	10.00	18.00	31.72	492	15.15	17.77	989	23.91	29.46	105
128	1.78	6.00	11.00	21.96	488	6.73	9.24	982	10.94	15.96	68
129	1.78	20.00	36.00	54.40	488	35.05	38.01	-	-	-	195
130	1.79	11.00	20.00	36.84	486	17.51	20.18	978	27.09	32.91	120
131	1.81	7.00	13.00	23.05	480	8.72	11.24	966	14.23	19.30	75
132	1.82	7.50	14.00	24.86	477	9.80	12.34	960	15.96	21.11	81
133	1.82	13.00	24.00	40.03	478	21.61	24.30	961	31.72	38.01	136
134	1.82	24.00	44.00	44.45	478	39.16	42.28	-	-	-	195
135	1.83	5.00	9.50	19.94	475	4.72	7.20	955	7.51	12.45	60
136	1.84	8.50	16.00	26.96	472	11.88	14.44	950	19.18	24.44	90
137	1.85	16.00	30.00	51.36	469	28.13	30.95	-	-	-	173
138	1.86	9.50	18.00	32.08	468	14.21	16.83	942	22.62	28.13	105
139	1.87	10.50	20.00	34.68	465	16.36	19.00	935	25.58	31.27	115
140	1.90	14.00	27.00	43.78	457	23.80	26.53	920	33.83	40.48	150
141	1.93	5.00	10.00	19.51	452	4.71	7.18	909	7.50	12.42	60
142	1.94	6.00	12.00	21.11	449	6.69	9.18	903	10.89	15.87	68
143	1.95	7.00	14.00	25.22	447	8.85	11.40	899	14.45	19.59	81
144	1.95	8.00	16.00	27.32	446	10.93	13.50	896	17.75	22.99	90
145	1.96	9.00	18.00	32.44	444	13.25	15.88	894	21.27	26.73	105
146	1.96	10.00	20.00	33.53	444	15.29	17.92	892	24.14	29.73	112
147	1.97	12.00	24.00	40.75	442	19.75	22.46	889	29.84	35.92	136
148	1.98	18.00	36.00	55.83	440	31.91	34.79	-	-	-	195
149	2.02	5.00	10.50	19.08	431	4.69	7.15	867	7.48	12.38	60
150	2.04	13.00	27.00	44.50	425	21.97	24.70	856	32.27	38.65	150

C & CX BELTS

* - See page 18

C & CX BELTS

	Ratio	Datum	Datum	Center	RPM Driver = 870			RPM Driver = 1750			*Belt Number
		Driver	Driven	Distance	Driven	HP / Belt		Driven	HP / Belt		
		in	in	in	RPM	C	CX	RPM	C	CX	
151	2.06	9.50	20.00	32.37	422	14.21	16.83	849	22.65	28.14	109
152	2.07	8.50	18.00	32.80	421	12.29	14.93	846	19.85	25.29	105
153	2.07	24.00	50.00	38.68	421	37.57	40.55	-	-	-	195
154	2.08	7.50	16.00	26.66	419	9.91	12.47	843	16.15	21.35	88
155	2.09	6.00	13.00	20.23	416	6.64	9.11	836	10.81	15.74	68
156	2.11	5.00	11.00	18.65	412	4.68	7.12	829	7.45	12.32	60
157	2.11	14.00	30.00	47.23	412	24.06	26.81	829	34.21	40.92	162
158	2.14	11.00	24.00	37.41	406	17.52	20.18	818	27.12	32.93	128
159	2.17	9.00	20.00	30.69	401	13.10	15.70	806	21.03	26.43	105
160	2.18	20.00	44.00	47.18	400	33.85	36.70	-	-	-	195
161	2.19	8.00	18.00	25.55	397	10.78	13.31	799	17.50	22.67	90
162	2.21	12.00	27.00	42.17	394	19.83	22.54	792	29.97	36.07	144
163	2.22	7.00	16.00	25.50	393	8.86	11.40	790	14.47	19.60	85
164	2.22	16.00	36.00	57.26	392	28.50	31.35	-	-	-	195
165	2.24	10.50	24.00	37.76	389	16.57	19.24	782	25.92	31.67	128
166	2.25	6.00	14.00	22.90	387	6.78	9.29	778	11.04	16.06	75
167	2.27	13.00	30.00	45.91	383	22.03	24.77	771	32.37	38.77	158
168	2.29	8.50	20.00	31.05	380	12.14	14.75	763	19.62	24.99	105
169	2.30	5.00	12.00	17.76	379	4.63	7.05	762	7.39	12.20	60
170	2.33	7.50	18.00	25.90	374	9.83	12.37	751	16.03	21.18	90
171	2.35	10.00	24.00	34.04	371	15.27	17.89	746	24.12	29.70	120
172	2.40	11.00	27.00	38.80	362	17.58	20.25	728	27.22	33.05	136
173	2.41	18.00	44.00	48.54	361	30.79	33.57	-	-	-	195
174	2.43	8.00	20.00	31.40	358	11.18	13.80	721	18.16	23.50	105
175	2.45	12.00	30.00	42.53	355	19.79	22.50	714	29.92	36.00	150
176	2.46	9.50	24.00	34.39	353	14.31	16.95	710	22.81	28.34	120
177	2.47	20.00	50.00	41.27	352	32.42	35.15	-	-	-	195
178	2.48	5.00	13.00	20.94	351	4.76	7.24	705	7.60	12.54	68
179	2.49	7.00	18.00	26.25	350	8.88	11.43	704	14.51	19.65	90
180	2.51	10.50	27.00	39.14	346	16.62	19.31	696	26.02	31.78	136
181	2.53	14.00	36.00	47.42	344	23.90	26.64	692	34.00	40.67	173
182	2.56	6.00	16.00	24.16	340	6.83	9.35	683	11.12	16.17	81
183	2.58	7.50	20.00	31.75	337	10.20	12.83	678	16.63	21.97	105
184	2.60	9.00	24.00	34.74	335	13.35	15.99	674	21.44	26.93	120
185	2.63	10.00	27.00	39.49	330	15.66	18.35	664	24.74	30.45	136
186	2.67	5.00	14.00	20.03	326	4.71	7.16	656	7.52	12.40	68
187	2.67	11.00	30.00	43.22	326	17.89	20.60	656	27.70	33.63	150
188	2.71	16.00	44.00	49.89	321	27.48	30.23	-	-	-	195
189	2.72	13.00	36.00	48.11	320	22.06	24.80	644	32.42	38.83	173
190	2.74	8.50	24.00	32.51	317	12.18	14.80	638	19.69	25.07	115
191	2.74	18.00	50.00	42.56	318	29.46	32.12	-	-	-	195
192	2.76	7.00	20.00	24.39	316	8.71	11.21	635	14.24	19.27	90
193	2.77	9.50	27.00	35.73	314	14.36	17.00	632	22.89	28.43	128
194	2.79	10.50	30.00	40.48	312	16.67	19.35	627	26.09	31.86	144
195	2.88	6.00	18.00	24.37	303	6.81	9.33	609	11.10	16.13	85
196	2.90	8.00	24.00	32.86	300	11.21	13.84	602	18.22	23.58	115
197	2.91	9.00	27.00	36.07	298	13.39	16.04	600	21.51	27.01	128
198	2.92	10.00	30.00	40.83	298	15.70	18.39	599	24.81	30.53	144
199	2.94	12.00	36.00	48.79	296	20.17	22.92	596	30.50	36.69	173
200	3.04	5.00	16.00	21.77	286	4.76	7.24	576	7.61	12.54	75

C & CX BELTS

*   See page 18

C & CX BELTS

	Ratio	Datum Driver	Datum Driven	Center Distance	RPM Driver = 870			RPM Driver = 1750			*Belt Number
		in	in	in	Driven	HP / Belt		Driven	HP / Belt		
					RPM	C	CX	RPM	C	CX	
201	3.07	9.50	30.00	41.17	283	14.72	17.43	570	23.47	29.14	144
202	3.07	16.00	50.00	43.84	283	26.28	28.90	-	-	-	195
203	3.08	8.50	27.00	36.41	283	12.41	15.08	568	20.07	25.55	128
204	3.08	14.00	44.00	51.22	282	23.95	26.69	568	34.08	40.75	195
205	3.09	7.50	24.00	31.65	282	10.13	12.74	567	16.52	21.81	112
206	3.19	6.00	20.00	25.06	273	6.82	9.33	549	11.11	16.14	90
207	3.19	11.00	36.00	43.77	272	17.76	20.46	548	27.52	33.39	162
208	3.23	9.00	30.00	37.36	269	13.42	16.07	541	21.55	27.07	136
209	3.26	8.00	27.00	36.75	267	11.43	14.10	536	18.57	24.03	128
210	3.30	7.00	24.00	31.99	264	9.15	11.77	531	14.96	20.24	112
211	3.31	13.00	44.00	51.89	263	22.11	24.85	528	32.50	38.91	195
212	3.34	10.50	36.00	44.10	261	16.80	19.51	524	26.30	32.12	162
213	3.41	5.00	18.00	22.98	255	4.79	7.28	514	7.65	12.61	81
214	3.42	8.50	30.00	37.69	255	12.44	15.11	512	20.11	25.60	136
215	3.47	7.50	27.00	32.92	251	10.15	12.77	505	16.56	21.86	120
216	3.50	10.00	36.00	44.44	249	15.82	18.54	500	25.01	30.78	162
217	3.50	14.00	50.00	45.12	249	22.89	25.50	500	32.56	38.94	195
218	3.58	12.00	44.00	52.55	243	20.21	22.97	489	30.57	36.77	195
219	3.62	8.00	30.00	38.03	240	11.45	14.13	484	18.61	24.08	136
220	3.68	9.50	36.00	44.77	237	14.84	17.57	476	23.66	29.38	162
221	3.70	7.00	27.00	33.26	235	9.17	11.80	473	14.99	20.29	120
222	3.76	13.00	50.00	45.75	231	21.12	23.74	465	31.04	37.17	195
223	3.78	5.00	20.00	25.73	230	4.89	7.42	463	7.81	12.85	90
224	3.81	6.00	24.00	31.10	228	7.09	9.70	459	11.55	16.78	109
225	3.85	7.50	30.00	38.36	226	10.45	13.14	455	17.05	22.51	136
226	3.87	9.00	36.00	45.10	225	13.84	16.58	452	22.24	27.93	162
227	3.89	11.00	44.00	53.22	223	18.27	21.05	449	28.31	34.36	195
228	4.06	12.00	50.00	46.39	214	19.30	21.94	431	29.19	35.12	195
229	4.07	10.50	44.00	53.55	214	17.29	20.07	430	27.07	33.05	195
230	4.09	8.50	36.00	45.44	213	12.84	15.59	428	20.76	26.42	162
231	4.11	7.00	30.00	38.70	212	9.45	12.15	426	15.44	20.89	136
232	4.27	10.00	44.00	53.88	204	16.29	19.08	410	25.75	31.68	195
233	4.28	6.00	27.00	33.92	203	7.18	9.83	409	11.71	17.01	120
234	4.33	8.00	36.00	45.77	201	11.82	14.58	404	19.21	24.85	162
235	4.42	11.00	50.00	47.02	197	17.44	20.09	396	27.03	32.80	195
236	4.48	9.50	44.00	54.21	194	15.28	18.08	390	24.36	30.25	195
237	4.52	5.00	24.00	31.76	193	5.08	7.72	387	8.12	13.37	109
238	4.61	7.50	36.00	46.10	189	10.79	13.57	380	17.61	23.24	162
239	4.62	10.50	50.00	47.34	188	16.50	19.16	378	25.84	31.54	195
240	4.72	9.00	44.00	54.54	184	14.25	17.07	370	22.90	28.75	195
241	4.75	6.00	30.00	39.36	183	7.40	10.13	368	12.07	17.52	136
242	4.85	10.00	50.00	47.65	180	15.54	18.21	361	24.57	30.23	195
243	4.92	7.00	36.00	46.43	177	9.76	12.55	356	15.95	21.58	162
244	4.99	8.50	44.00	54.87	174	13.22	16.05	351	21.38	27.21	195
245	5.07	5.00	27.00	34.58	171	5.16	7.83	345	8.24	13.56	120
246	5.09	9.50	50.00	47.97	171	14.58	17.25	344	23.24	28.86	195
247	5.29	8.00	44.00	55.19	165	12.18	15.02	331	19.79	25.60	195
248	5.36	9.00	50.00	48.28	162	13.60	16.29	326	21.85	27.43	195

* - See page 18

C & CX BELTS

C & CX BELTS

	Ratio	Datum Driver	Datum Driven	Center Distance	RPM Driver = 870			RPM Driver = 1750			*Belt Number
		in	in	in	Driven	HP / Belt		Driven	HP / Belt		
					RPM	C	CX	RPM	C	CX	
249	5.62	7.50	44.00	55.52	155	11.12	13.98	311	18.14	23.95	195
250	5.63	5.00	30.00	40.02	155	5.32	8.07	311	8.49	13.98	136
251	5.66	8.50	50.00	48.60	154	12.61	15.31	309	20.39	25.95	195
252	5.69	6.00	36.00	47.09	153	7.65	10.46	308	12.47	18.11	162
253	6.00	7.00	44.00	55.85	145	10.05	12.93	292	16.44	22.24	195
254	6.00	8.00	50.00	48.91	145	11.61	14.33	292	18.88	24.42	195
255	6.38	7.50	50.00	49.23	136	10.60	13.33	274	17.30	22.83	195
256	6.74	5.00	36.00	53.52	129	5.65	8.57	260	9.03	14.85	173
257	6.81	7.00	50.00	49.54	128	9.59	12.33	257	15.67	21.20	195
258	6.94	6.00	44.00	56.51	125	7.88	10.79	252	12.85	18.67	195
259	7.88	6.00	50.00	50.17	110	7.52	10.28	222	12.25	17.79	195
260	8.22	5.00	44.00	57.16	106	5.67	8.60	213	9.06	14.90	195
261	9.33	5.00	50.00	50.79	93	5.40	8.20	188	8.63	14.20	195

*

-

--

 See page 18

C & CX BELTS

D BELTS

	Ratio	Datum	Datum	Center	RPM Driver = 870		RPM Driver = 1160		RPM Driver = 1750		*Belt Number
		Driver	Driven	Distance	Driven	HP / Belt	Driven	HP / Belt	Driven	HP / Belt	
		in	in	in	RPM	D	RPM	D	RPM	D	
1	1.00	12.00	12.00	35.31	870	20.93	1160	25.44	1750	32.70	105
2	1.00	13.00	13.00	34.74	870	24.72	1160	30.27	1750	39.38	107
3	1.00	13.50	13.50	36.46	870	26.76	1160	32.84	-	-	112
4	1.00	14.00	14.00	37.17	870	28.73	1160	35.34	-	-	115
5	1.00	14.50	14.50	38.89	870	30.78	1160	37.94	-	-	120
6	1.00	15.00	15.00	38.10	870	32.64	1160	40.29	-	-	120
7	1.00	15.50	15.50	41.32	870	34.83	1160	43.06	-	-	128
8	1.00	16.00	16.00	42.53	870	36.87	1160	45.63	-	-	132
9	1.00	17.00	17.00	42.96	870	40.77	1160	50.55	-	-	136
10	1.00	18.00	18.00	45.39	870	44.87	1160	55.71	-	-	144
11	1.00	20.00	20.00	51.25	870	53.27	1160	66.22	-	-	162
12	1.00	22.00	22.00	57.11	870	61.75	-	-	-	-	180
13	1.03	14.00	14.50	36.78	841	29.19	1122	35.97	-	-	115
14	1.03	14.50	15.00	38.49	842	31.23	1123	38.55	-	-	120
15	1.03	15.00	15.50	41.71	843	33.41	1124	41.30	-	-	128
16	1.03	15.50	16.00	40.92	844	35.26	1125	43.63	-	-	128
17	1.04	13.00	13.50	34.35	839	25.22	1119	30.94	1688	40.40	107
18	1.04	13.50	14.00	36.06	840	27.24	1120	33.49	-	-	112
19	1.06	15.00	16.00	41.31	818	33.78	1090	41.79	-	-	128
20	1.06	16.00	17.00	42.74	821	37.72	1094	46.77	-	-	134
21	1.06	17.00	18.00	46.17	823	41.88	1098	52.00	-	-	144
22	1.07	13.00	14.00	36.45	810	25.81	1081	31.70	1630	41.53	112
23	1.07	13.50	14.50	37.17	812	27.75	1083	34.16	-	-	115
24	1.07	14.00	15.00	38.88	814	29.78	1086	36.73	-	-	120
25	1.07	14.50	15.50	38.10	816	31.60	1088	39.05	-	-	120
26	1.08	12.00	13.00	34.52	806	21.91	1075	26.76	1621	34.70	105
27	1.09	15.50	17.00	42.13	796	36.09	1061	44.73	-	-	132
28	1.10	14.00	15.50	38.49	789	30.09	1052	37.15	-	-	120
29	1.10	14.50	16.00	37.70	791	31.91	1055	39.46	-	-	120
30	1.10	20.00	22.00	54.17	793	54.86	1057	68.32	-	-	171
31	1.11	13.00	14.50	36.05	784	26.14	1045	32.15	1576	42.21	112
32	1.11	13.50	15.00	36.77	786	28.07	1048	34.60	-	-	115
33	1.11	18.00	20.00	50.81	786	46.79	1047	58.22	-	-	158
34	1.12	12.00	13.50	34.12	777	22.26	1037	27.23	1564	35.42	105
35	1.12	16.00	18.00	42.95	776	38.34	1035	47.60	-	-	136
36	1.13	15.00	17.00	40.52	771	34.33	1028	42.53	-	-	128
37	1.14	13.50	15.50	36.37	762	28.33	1016	34.95	-	-	115
38	1.14	14.00	16.00	38.09	765	30.35	1020	37.50	-	-	120
39	1.15	13.00	15.00	35.66	758	26.40	1011	32.51	1526	42.76	112
40	1.16	12.00	14.00	33.73	751	22.53	1001	27.60	1510	35.99	105
41	1.16	15.50	18.00	42.33	753	36.62	1004	45.45	-	-	134
42	1.17	14.50	17.00	40.90	746	32.71	995	40.51	-	-	128
43	1.17	17.00	20.00	44.58	743	42.73	991	53.16	-	-	144
44	1.18	13.00	15.50	35.26	735	26.61	980	32.79	1478	43.21	112
45	1.18	13.50	16.00	35.97	739	28.53	985	35.23	-	-	115
46	1.19	15.00	18.00	41.72	730	34.88	973	43.26	-	-	132
47	1.20	12.00	14.50	33.32	726	22.75	968	27.89	1460	36.45	105
48	1.21	14.00	17.00	37.28	722	30.71	962	38.00	-	-	120
49	1.22	13.00	16.00	36.35	713	26.90	950	33.17	1434	43.76	115
50	1.22	18.00	22.00	49.21	716	47.36	955	59.00	-	-	158

D & DX BELTS

* - See page 18

D BELTS

	Ratio	Datum	Datum	Center	RPM Driver = 870		RPM Driver = 1160		RPM Driver = 1750		*Belt Number
		Driver	Driven	Distance	Driven	HP / Belt	Driven	HP / Belt	Driven	HP / Belt	
		in	in	in	RPM	D	RPM	D	RPM	D	
51	1.22	22.00	27.00	60.63	712	64.35	-	-	-	-	195
52	1.23	14.50	18.00	40.10	706	33.01	942	40.91	-	-	128
53	1.24	12.00	15.00	33.92	703	22.99	937	28.21	1413	36.92	107
54	1.24	16.00	20.00	45.35	701	39.33	935	48.90	-	-	144
55	1.25	13.50	17.00	37.67	697	29.04	929	35.89	-	-	120
56	1.27	14.00	18.00	40.48	683	31.30	911	38.76	-	-	128
57	1.28	12.00	15.50	33.52	681	23.12	908	28.39	1370	37.21	107
58	1.28	15.50	20.00	41.72	680	37.19	907	46.22	-	-	136
59	1.28	17.00	22.00	49.97	678	43.86	903	54.63	-	-	158
60	1.29	13.00	17.00	35.54	672	27.13	896	33.49	1352	44.26	115
61	1.32	12.00	16.00	33.11	660	23.22	880	28.53	1328	37.43	107
62	1.32	13.50	18.00	36.85	660	29.22	879	36.14	-	-	120
63	1.32	15.00	20.00	42.10	659	35.44	878	44.02	-	-	136
64	1.34	20.00	27.00	54.64	649	56.21	866	70.13	-	-	180
65	1.36	14.50	20.00	40.47	638	33.48	850	41.55	-	-	132
66	1.36	16.00	22.00	43.72	639	39.54	852	49.21	-	-	144
67	1.37	13.00	18.00	37.23	636	27.47	848	33.94	1280	44.92	120
68	1.40	12.00	17.00	34.80	623	23.54	830	28.95	1253	38.04	112
69	1.40	15.50	22.00	44.09	620	37.75	826	46.95	-	-	144
70	1.41	14.00	20.00	38.84	617	31.51	822	39.06	-	-	128
71	1.45	15.00	22.00	44.47	601	35.94	801	44.68	-	-	144
72	1.46	13.50	20.00	39.22	595	29.72	794	36.80	-	-	128
73	1.48	12.00	18.00	35.47	589	23.72	786	29.19	1185	38.40	115
74	1.48	18.00	27.00	51.63	586	48.33	782	60.30	-	-	171
75	1.49	22.00	33.00	60.73	585	64.97	-	-	-	-	205
76	1.50	14.50	22.00	40.83	581	33.72	775	41.87	-	-	136
77	1.51	13.00	20.00	39.59	574	27.91	766	34.51	1155	45.76	128
78	1.55	14.00	22.00	40.19	562	31.80	749	39.44	-	-	134
79	1.57	17.00	27.00	47.85	555	44.09	740	54.97	-	-	162
80	1.60	13.50	22.00	39.55	543	29.87	724	37.01	-	-	132
81	1.63	12.00	20.00	36.31	532	23.92	710	29.46	1070	38.82	120
82	1.63	20.00	33.00	57.18	533	56.82	711	70.94	-	-	195
83	1.66	13.00	22.00	37.91	524	27.85	698	34.45	1053	45.72	128
84	1.66	16.00	27.00	46.57	523	40.14	698	50.01	-	-	158
85	1.71	15.50	27.00	46.94	508	38.28	677	47.66	-	-	158
86	1.77	15.00	27.00	47.30	492	36.42	656	45.30	-	-	158
87	1.79	12.00	22.00	34.60	485	23.81	647	29.33	976	38.68	120
88	1.80	22.00	40.00	63.59	484	65.48	-	-	-	-	225
89	1.81	18.00	33.00	51.06	482	48.28	642	60.27	-	-	180
90	1.83	14.50	27.00	40.59	476	33.75	635	41.95	-	-	144
91	1.89	14.00	27.00	40.95	460	31.90	614	39.60	-	-	144
92	1.91	17.00	33.00	51.78	456	44.53	608	55.55	-	-	180
93	1.96	13.50	27.00	41.31	444	30.05	593	37.25	-	-	144
94	1.97	20.00	40.00	58.70	441	56.84	589	71.00	-	-	210
95	2.02	16.00	33.00	48.95	430	40.32	573	50.24	-	-	173
96	2.03	13.00	27.00	41.66	429	28.18	572	34.89	862	46.36	144
97	2.09	15.50	33.00	48.28	417	38.31	556	47.71	-	-	171
98	2.15	15.00	33.00	48.64	404	36.43	539	45.33	-	-	171
99	2.15	22.00	48.00	66.68	405	65.57	-	-	-	-	245
100	2.18	18.00	40.00	57.57	399	48.91	531	61.07	-	-	205

*

--	--

 See page 18

D BELTS

	Ratio	Datum Driver	Datum Driven	Center Distance	RPM Driver = 870		RPM Driver = 1160		RPM Driver = 1750		*Belt Number
		in	in	in	Driven	HP / Belt	Driven	HP / Belt	Driven	HP / Belt	
					RPM	D	RPM	D	RPM	D	
101	2.19	12.00	27.00	38.30	397	24.05	530	29.65	799	39.15	136
102	2.23	14.50	33.00	44.40	391	33.99	521	42.26	-	-	162
103	2.30	14.00	33.00	44.75	378	32.12	504	39.89	-	-	162
104	2.31	17.00	40.00	53.16	377	44.41	503	55.41	-	-	195
105	2.36	20.00	48.00	57.83	369	56.31	492	70.34	-	-	225
106	2.38	13.50	33.00	43.04	365	30.01	487	37.22	-	-	158
107	2.45	16.00	40.00	53.85	356	40.64	474	50.65	-	-	195
108	2.47	13.00	33.00	43.39	352	28.14	470	34.85	708	46.33	158
109	2.52	15.50	40.00	46.47	345	37.66	460	46.91	-	-	180
110	2.59	22.00	58.00	70.30	336	65.45	-	-	-	-	270
111	2.60	15.00	40.00	46.81	334	35.81	446	44.57	-	-	180
112	2.61	18.00	48.00	59.19	333	48.78	444	60.91	-	-	225
113	2.67	12.00	33.00	36.83	326	23.60	435	29.09	656	38.43	144
114	2.69	14.50	40.00	47.14	324	33.95	431	42.21	-	-	180
115	2.76	17.00	48.00	53.37	315	43.89	420	54.76	-	-	210
116	2.78	14.00	40.00	47.48	313	32.08	417	39.85	-	-	180
117	2.84	20.00	58.00	63.84	306	56.53	408	70.62	-	-	255
118	2.88	13.50	40.00	44.16	302	29.73	403	36.88	-	-	173
119	2.93	16.00	48.00	54.04	297	40.15	396	50.05	-	-	210
120	2.99	13.00	40.00	44.50	291	27.88	389	34.53	586	45.92	173
121	3.02	15.50	48.00	51.75	288	37.88	384	47.18	-	-	205
122	3.12	15.00	48.00	52.08	279	36.02	372	44.83	-	-	205
123	3.15	18.00	58.00	59.90	276	48.08	368	60.04	-	-	245
124	3.22	12.00	40.00	44.11	270	24.04	360	29.65	543	39.18	171
125	3.22	14.50	48.00	52.41	270	34.15	360	42.46	-	-	205
126	3.33	14.00	48.00	47.43	261	31.49	348	39.11	-	-	195
127	3.33	17.00	58.00	57.90	261	43.87	348	54.75	-	-	240
128	3.45	13.50	48.00	47.76	252	29.65	337	36.78	-	-	195
129	3.53	16.00	58.00	58.54	246	40.15	329	50.05	-	-	240
130	3.57	13.00	48.00	48.08	243	27.81	325	34.44	490	45.81	195
131	3.64	15.50	58.00	50.75	239	36.80	319	45.84	-	-	225
132	3.76	15.00	58.00	51.07	232	34.99	309	43.55	-	-	225
133	3.86	12.00	48.00	48.73	226	24.11	301	29.73	454	39.29	195
134	3.88	14.50	58.00	51.38	224	33.17	299	41.25	-	-	225
135	4.01	14.00	58.00	51.70	217	31.35	289	38.94	-	-	225
136	4.16	13.50	58.00	52.01	209	29.52	279	36.62	-	-	225
137	4.31	13.00	58.00	52.33	202	27.69	269	34.29	406	45.62	225
138	4.65	12.00	58.00	45.94	187	22.83	249	28.16	376	37.21	210

* - See page 18

D & DX BELTS

3V & 3VX BELTS

	Ratio	Pitch	Pitch	Center	RPM Driver = 1750			RPM Driver = 3500			*Belt Number
		Driver	Driven	Distance	Driven	HP / Belt		Driven	HP / Belt		
		in	in	in	RPM	3V	3VX	RPM	3V	3VX	
1	1.00	2.50	2.50	8.58	1750	1.18	1.64	3500	1.89	2.87	250
2	1.00	2.65	2.65	8.34	1750	1.40	1.86	3500	2.29	3.27	250
3	1.00	2.80	2.80	8.10	1750	1.62	2.07	3500	2.68	3.66	250
4	1.00	3.00	3.00	7.79	1750	1.90	2.35	3500	3.19	4.18	250
5	1.00	3.15	3.15	8.30	1750	2.14	2.60	3500	3.62	4.62	265
6	1.00	3.35	3.35	8.74	1750	2.46	2.91	3500	4.17	5.19	280
7	1.00	3.65	3.65	10.02	1750	2.96	3.43	3500	5.05	6.11	315
8	1.00	4.12	4.12	11.28	1750	3.74	4.21	3500	6.37	7.49	355
9	1.00	4.50	4.50	11.69	1750	4.34	4.82	3500	7.38	8.55	375
10	1.00	4.75	4.75	12.54	1750	4.77	5.26	3500	8.09	9.30	400
11	1.00	5.00	5.00	13.40	1750	5.21	5.69	3500	8.78	10.04	425
12	1.00	5.30	5.30	14.18	1750	5.72	6.21	3500	9.58	10.90	450
13	1.00	5.60	5.60	14.96	1750	6.23	6.73	3500	10.36	11.74	475
14	1.00	6.00	6.00	15.58	1750	6.88	7.39	3500	11.32	12.81	500
15	1.00	6.50	6.50	17.80	1750	7.78	8.31	3500	12.59	14.23	560
16	1.00	6.90	6.90	19.17	1750	8.48	9.02	3500	13.51	15.30	600
17	1.00	8.00	8.00	20.94	1750	10.26	10.85	-	-	-	670
18	1.00	10.60	10.60	28.36	1750	14.45	15.25	-	-	-	900
19	1.05	3.00	3.15	8.42	1667	1.98	2.43	3333	3.35	4.32	265
20	1.05	4.75	5.00	12.35	1663	4.83	5.30	3325	8.21	9.38	400
21	1.06	2.35	2.50	8.69	1645	1.04	1.48	3290	1.64	2.59	250
22	1.06	2.50	2.65	8.46	1651	1.25	1.69	3302	2.03	2.98	250
23	1.06	2.65	2.80	8.22	1656	1.46	1.91	3313	2.42	3.37	250
24	1.06	3.15	3.35	8.15	1646	2.21	2.65	3291	3.76	4.73	265
25	1.06	4.50	4.75	12.74	1658	4.46	4.93	3316	7.61	8.76	400
26	1.06	5.00	5.30	13.16	1651	5.27	5.74	3302	8.91	10.14	425
27	1.06	5.30	5.60	13.94	1656	5.78	6.25	3313	9.70	10.99	450
28	1.06	6.50	6.90	17.48	1649	7.84	8.35	3297	12.73	14.33	560
29	1.07	2.80	3.00	7.95	1633	1.69	2.13	3267	2.84	3.78	250
30	1.07	5.60	6.00	14.64	1633	6.30	6.78	3267	10.51	11.85	475
31	1.08	6.00	6.50	16.69	1615	7.04	7.54	3231	11.62	13.08	530
32	1.09	3.35	3.65	9.50	1606	2.59	3.03	3212	4.42	5.41	300
33	1.09	4.12	4.50	10.98	1602	3.83	4.28	3204	6.56	7.63	355
34	1.11	4.50	5.00	12.54	1575	4.51	4.96	3150	7.70	8.83	400
35	1.12	2.50	2.80	8.34	1563	1.30	1.73	3125	2.13	3.06	250
36	1.12	3.00	3.35	8.26	1567	2.04	2.47	3134	3.46	4.40	265
37	1.12	4.75	5.30	13.36	1568	4.94	5.40	3137	8.41	9.58	425
38	1.12	5.00	5.60	14.18	1563	5.38	5.84	3125	9.11	10.32	450
39	1.13	2.35	2.65	8.57	1552	1.09	1.52	3104	1.74	2.67	250
40	1.13	2.65	3.00	8.06	1546	1.52	1.95	3092	2.54	3.46	250
41	1.13	2.80	3.15	7.83	1556	1.73	2.16	3111	2.92	3.84	250
42	1.13	3.65	4.12	9.65	1550	3.08	3.51	3101	5.29	6.29	315
43	1.13	5.30	6.00	14.88	1546	5.89	6.36	3092	9.92	11.19	475
44	1.15	4.12	4.75	10.78	1518	3.86	4.30	3036	6.64	7.69	355
45	1.15	6.00	6.90	16.37	1522	7.08	7.56	3043	11.70	13.13	530
46	1.16	3.15	3.65	8.66	1510	2.30	2.73	3021	3.94	4.88	280
47	1.16	5.60	6.50	15.49	1508	6.41	6.88	3015	10.73	12.05	500
48	1.16	6.90	8.00	18.30	1509	8.59	9.09	3019	13.76	15.46	600
49	1.18	4.50	5.30	12.30	1486	4.54	4.98	2972	7.77	8.87	400
50	1.18	4.75	5.60	13.12	1484	4.97	5.42	2969	8.48	9.62	425

3V & 3VX BELTS

* - See page 18

3V & 3VX BELTS

	Ratio	Pitch Driver in	Pitch Driven in	Center Distance in	RPM Driver = 1750			RPM Driver = 3500			*Belt Number
					Driven RPM	HP / Belt		Driven RPM	HP / Belt		
						3V	3VX		3V	3VX	
51	1.19	2.35	2.80	8.45	1469	1.12	1.55	2938	1.82	2.72	250
52	1.19	2.65	3.15	7.94	1472	1.55	1.97	2944	2.60	3.51	250
53	1.20	2.50	3.00	8.18	1458	1.35	1.77	2917	2.22	3.13	250
54	1.20	2.80	3.35	7.67	1463	1.77	2.19	2925	3.00	3.90	250
55	1.20	5.00	6.00	13.86	1458	5.41	5.86	2917	9.19	10.37	450
56	1.21	4.12	5.00	11.58	1442	3.94	4.37	2884	6.77	7.81	375
57	1.22	3.00	3.65	8.02	1438	2.09	2.50	2877	3.56	4.48	265
58	1.23	3.35	4.12	9.13	1423	2.66	3.08	2846	4.57	5.52	300
59	1.23	3.65	4.50	10.34	1419	3.17	3.59	2839	5.46	6.44	335
60	1.23	5.30	6.50	14.47	1427	5.93	6.38	2854	10.00	11.23	475
61	1.23	5.60	6.90	15.17	1420	6.43	6.89	2841	10.77	12.07	500
62	1.23	6.50	8.00	18.60	1422	8.02	8.51	2844	13.06	14.62	600
63	1.24	4.50	5.60	12.06	1406	4.56	4.99	2813	7.82	8.90	400
64	1.26	2.50	3.15	8.06	1389	1.37	1.78	2778	2.27	3.16	250
65	1.26	2.65	3.35	7.78	1384	1.58	1.99	2769	2.66	3.55	250
66	1.26	4.75	6.00	12.80	1385	4.99	5.43	2771	8.53	9.65	425
67	1.28	2.35	3.00	8.29	1371	1.16	1.58	2742	1.89	2.77	250
68	1.29	4.12	5.30	11.34	1360	3.95	4.38	2721	6.81	7.84	375
69	1.30	2.80	3.65	8.18	1342	1.83	2.24	2685	3.11	4.00	265
70	1.30	3.65	4.75	10.14	1345	3.18	3.60	2689	5.49	6.46	335
71	1.30	5.00	6.50	13.45	1346	5.43	5.87	2692	9.23	10.39	450
72	1.30	5.30	6.90	14.15	1344	5.93	6.38	2688	10.02	11.24	475
73	1.31	3.15	4.12	9.28	1338	2.39	2.81	2676	4.11	5.03	300
74	1.32	10.60	14.00	30.64	1325	14.80	15.54	-	-	-	1000
75	1.33	4.50	6.00	12.99	1313	4.64	5.07	2625	7.96	9.04	425
76	1.33	6.00	8.00	16.98	1313	7.19	7.65	2625	11.91	13.30	560
77	1.33	8.00	10.60	22.86	1321	10.58	11.12	-	-	-	750
78	1.34	2.35	3.15	8.17	1306	1.18	1.59	2611	1.92	2.80	250
79	1.34	2.50	3.35	7.90	1306	1.39	1.80	2612	2.31	3.19	250
80	1.34	3.35	4.50	9.57	1303	2.71	3.13	2606	4.68	5.62	315
81	1.36	4.12	5.60	11.10	1288	3.96	4.38	2575	6.83	7.84	375
82	1.37	3.00	4.12	8.39	1274	2.15	2.56	2549	3.69	4.58	280
83	1.37	3.65	5.00	9.94	1278	3.19	3.60	2555	5.51	6.47	335
84	1.37	4.75	6.50	13.64	1279	5.07	5.50	2558	8.66	9.78	450
85	1.38	2.65	3.65	7.54	1271	1.61	2.01	2541	2.71	3.58	250
86	1.38	5.00	6.90	14.38	1268	5.50	5.93	2536	9.35	10.51	475
87	1.42	3.35	4.75	9.37	1234	2.72	3.13	2468	4.70	5.62	315
88	1.43	2.35	3.35	8.01	1228	1.19	1.60	2455	1.95	2.82	250
89	1.43	3.15	4.50	8.97	1225	2.41	2.81	2450	4.14	5.05	300
90	1.43	5.60	8.00	15.78	1225	6.51	6.96	2450	10.93	12.20	530
91	1.44	4.50	6.50	12.58	1212	4.64	5.06	2423	7.96	9.02	425
92	1.45	3.65	5.30	10.69	1205	3.24	3.65	2410	5.60	6.56	355
93	1.45	4.75	6.90	13.31	1205	5.06	5.49	2409	8.66	9.76	450
94	1.46	2.50	3.65	7.65	1199	1.41	1.81	2397	2.35	3.21	250
95	1.46	4.12	6.00	12.02	1202	4.02	4.44	2403	6.94	7.96	400
96	1.47	2.80	4.12	7.79	1189	1.85	2.25	2379	3.16	4.03	265
97	1.49	3.35	5.00	9.16	1173	2.72	3.13	2345	4.70	5.62	315
98	1.50	3.00	4.50	9.08	1167	2.20	2.60	2333	3.77	4.67	300
99	1.51	3.15	4.75	8.76	1161	2.41	2.81	2321	4.15	5.05	300
100	1.51	5.30	8.00	14.50	1159	5.98	6.41	2319	10.12	11.31	500

3V & 3VX BELTS

* - See page 18

3V & 3VX BELTS

	Ratio	Pitch	Pitch	Center	RPM Driver = 1750			RPM Driver = 3500			*Belt Number
		Driver	Driven	Distance	Driven	HP / Belt		Driven	HP / Belt		
		in	in	in	RPM	3V	3VX	RPM	3V	3VX	
101	1.53	3.65	5.60	10.44	1141	3.24	3.65	2281	5.60	6.55	355
102	1.53	4.50	6.90	13.50	1141	4.69	5.11	2283	8.06	9.13	450
103	1.54	6.90	10.60	19.68	1139	8.74	9.22	2278	14.06	15.70	670
104	1.55	2.35	3.65	7.76	1127	1.20	1.60	2253	1.98	2.83	250
105	1.55	2.65	4.12	7.90	1126	1.64	2.04	2251	2.78	3.65	265
106	1.58	3.00	4.75	8.87	1105	2.20	2.60	2211	3.78	4.66	300
107	1.58	3.35	5.30	9.91	1106	2.76	3.17	2212	4.78	5.70	335
108	1.58	4.12	6.50	11.60	1109	4.01	4.42	2218	6.93	7.93	400
109	1.59	3.15	5.00	9.31	1103	2.44	2.84	2205	4.20	5.10	315
110	1.60	5.00	8.00	14.72	1094	5.53	5.96	2188	9.43	10.57	500
111	1.61	2.80	4.50	8.23	1089	1.88	2.28	2178	3.21	4.08	280
112	1.63	6.50	10.60	19.97	1073	8.14	8.61	2146	13.30	14.82	670
113	1.64	3.65	6.00	11.11	1065	3.27	3.68	2129	5.67	6.62	375
114	1.65	2.50	4.12	7.26	1062	1.41	1.81	2124	2.37	3.21	250
115	1.67	3.00	5.00	8.66	1050	2.19	2.59	2100	3.77	4.65	300
116	1.67	3.35	5.60	9.66	1047	2.76	3.16	2094	4.77	5.68	335
117	1.67	4.12	6.90	12.52	1045	4.06	4.48	2090	7.02	8.02	425
118	1.68	3.15	5.30	9.05	1040	2.43	2.83	2080	4.20	5.09	315
119	1.68	4.75	8.00	13.64	1039	5.09	5.51	2078	8.72	9.80	475
120	1.70	2.65	4.50	7.58	1031	1.64	2.04	2061	2.79	3.64	265
121	1.70	2.80	4.75	8.01	1032	1.88	2.27	2063	3.21	4.07	280
122	1.75	2.35	4.12	7.37	998	1.21	1.60	1996	1.99	2.83	250
123	1.75	8.00	14.00	25.05	1000	10.70	11.22	-	-	-	850
124	1.77	3.00	5.30	9.16	991	2.22	2.62	1981	3.82	4.70	315
125	1.77	6.00	10.60	18.32	991	7.27	7.72	1981	12.08	13.44	630
126	1.78	3.15	5.60	9.80	984	2.47	2.87	1969	4.26	5.16	335
127	1.78	3.65	6.50	10.69	983	3.26	3.66	1965	5.64	6.58	375
128	1.78	4.50	8.00	13.83	984	4.71	5.13	1969	8.11	9.16	475
129	1.79	2.65	4.75	8.12	976	1.67	2.06	1953	2.83	3.68	280
130	1.79	2.80	5.00	8.81	980	1.91	2.31	1960	3.26	4.13	300
131	1.79	3.35	6.00	10.33	977	2.79	3.19	1954	4.83	5.74	355
132	1.79	10.60	19.00	32.49	976	14.87	15.60	-	-	-	1120
133	1.80	2.50	4.50	7.69	972	1.43	1.83	1944	2.41	3.25	265
134	1.87	3.00	5.60	8.90	938	2.21	2.60	1875	3.80	4.68	315
135	1.89	2.65	5.00	7.91	928	1.66	2.05	1855	2.82	3.67	280
136	1.89	2.80	5.30	8.55	925	1.90	2.30	1849	3.25	4.11	300
137	1.89	3.65	6.90	11.60	926	3.30	3.71	1851	5.72	6.67	400
138	1.89	5.60	10.60	17.10	925	6.58	7.01	1849	11.05	12.31	600
139	1.90	2.50	4.75	7.47	921	1.43	1.82	1842	2.40	3.24	265
140	1.90	3.15	6.00	9.46	919	2.45	2.85	1838	4.24	5.13	335
141	1.91	2.35	4.50	7.04	914	1.20	1.59	1828	1.99	2.81	250
142	1.94	3.35	6.50	9.89	902	2.77	3.17	1804	4.80	5.70	355
143	1.94	4.12	8.00	12.84	901	4.08	4.49	1803	7.05	8.04	450
144	2.00	2.50	5.00	8.02	875	1.45	1.84	1750	2.43	3.28	280
145	2.00	2.65	5.30	8.66	875	1.69	2.08	1750	2.86	3.72	300
146	2.00	2.80	5.60	9.05	875	1.92	2.32	1750	3.29	4.15	315
147	2.00	3.00	6.00	9.57	875	2.24	2.63	1750	3.85	4.73	335
148	2.00	5.30	10.60	17.32	875	6.12	6.55	1750	10.37	11.57	600
149	2.02	2.35	4.75	7.58	866	1.22	1.61	1732	2.02	2.85	265
150	2.03	6.90	14.00	20.79	863	8.75	9.22	1725	14.09	15.71	750

3V & 3VX BELTS

* - See page 18

3V & 3VX BELTS

	Ratio	Pitch Driver in	Pitch Driven in	Center Distance in	RPM Driver = 1750			RPM Driver = 3500			*Belt Number
					Driven RPM	HP / Belt		Driven RPM	HP / Belt		
						3V	3VX		3V	3VX	
151	2.06	3.15	6.50	10.03	848	2.48	2.88	1696	4.28	5.17	355
152	2.06	3.35	6.90	10.55	850	2.80	3.20	1699	4.85	5.75	375
153	2.11	2.65	5.60	8.39	828	1.68	2.07	1656	2.85	3.70	300
154	2.12	2.50	5.30	7.75	825	1.44	1.83	1651	2.42	3.26	280
155	2.12	5.00	10.60	15.50	825	5.55	5.97	1651	9.46	10.59	560
156	2.13	2.35	5.00	7.36	823	1.21	1.60	1645	2.01	2.83	265
157	2.14	2.80	6.00	8.69	817	1.91	2.30	1633	3.26	4.12	315
158	2.15	6.50	14.00	21.07	813	8.14	8.60	1625	13.31	14.82	750
159	2.17	3.00	6.50	10.14	808	2.26	2.66	1615	3.89	4.77	355
160	2.19	3.15	6.90	9.68	799	2.46	2.85	1598	4.25	5.13	355
161	2.19	3.65	8.00	11.91	798	3.31	3.71	1597	5.73	6.68	425
162	2.23	4.75	10.60	15.68	784	5.17	5.59	1568	8.86	9.95	560
163	2.24	2.50	5.60	8.50	781	1.46	1.86	1563	2.46	3.31	300
164	2.26	2.35	5.30	7.86	776	1.23	1.62	1552	2.03	2.87	280
165	2.26	2.65	6.00	8.80	773	1.69	2.08	1546	2.87	3.73	315
166	2.27	2.20	5.00	7.47	770	1.00	1.39	1540	1.62	2.45	265
167	2.30	3.00	6.90	9.78	761	2.24	2.64	1522	3.86	4.74	355
168	2.32	2.80	6.50	9.26	754	1.92	2.32	1508	3.30	4.16	335
169	2.33	6.00	14.00	19.39	750	7.26	7.70	1500	12.07	13.42	710
170	2.36	4.50	10.60	14.32	743	4.70	5.11	1486	8.10	9.14	530
171	2.36	10.60	25.00	33.79	742	14.77	15.49	-	-	-	1250
172	2.38	2.35	5.60	7.59	734	1.22	1.60	1469	2.02	2.84	280
173	2.38	8.00	19.00	28.27	737	10.78	11.31	-	-	-	1000
174	2.39	3.35	8.00	10.84	733	2.80	3.20	1466	4.85	5.76	400
175	2.40	2.50	6.00	8.14	729	1.45	1.84	1458	2.44	3.27	300
176	2.45	2.65	6.50	9.37	713	1.71	2.10	1427	2.90	3.76	335
177	2.46	2.80	6.90	9.92	710	1.95	2.34	1420	3.33	4.20	355
178	2.50	5.60	14.00	19.67	700	6.65	7.09	1400	11.18	12.44	710
179	2.54	3.15	8.00	10.98	689	2.50	2.90	1378	4.33	5.22	400
180	2.55	2.20	5.60	7.69	688	1.01	1.39	1375	1.63	2.45	280
181	2.55	2.35	6.00	8.24	685	1.23	1.63	1371	2.05	2.88	300
182	2.57	4.12	10.60	14.58	680	4.13	4.54	1360	7.14	8.14	530
183	2.60	2.50	6.50	8.45	673	1.46	1.84	1346	2.45	3.29	315
184	2.60	2.65	6.90	9.00	672	1.69	2.08	1344	2.87	3.72	335
185	2.64	5.30	14.00	17.82	663	6.07	6.49	1325	10.28	11.47	670
186	2.67	3.00	8.00	11.08	656	2.28	2.68	1313	3.93	4.82	400
187	2.73	2.20	6.00	8.35	642	1.02	1.41	1283	1.65	2.49	300
188	2.75	6.90	19.00	23.90	636	8.80	9.27	1271	14.17	15.80	900
189	2.76	2.50	6.90	9.11	634	1.47	1.87	1268	2.48	3.33	335
190	2.77	2.35	6.50	8.55	633	1.24	1.63	1265	2.06	2.89	315
191	2.80	5.00	14.00	18.02	625	5.61	6.03	1250	9.57	10.71	670
192	2.86	2.80	8.00	9.93	613	1.93	2.33	1225	3.31	4.18	375
193	2.90	3.65	10.60	13.36	603	3.34	3.74	1205	5.79	6.73	500
194	2.92	6.50	19.00	24.17	599	8.19	8.65	1197	13.40	14.90	900
195	2.94	2.35	6.90	9.21	596	1.26	1.65	1192	2.08	2.93	335
196	2.95	2.20	6.50	7.88	592	1.00	1.39	1185	1.63	2.45	300
197	2.95	4.75	14.00	18.19	594	5.23	5.65	1188	8.96	10.06	670
198	3.02	2.65	8.00	10.03	580	1.71	2.11	1159	2.92	3.78	375
199	3.11	4.50	14.00	18.36	563	4.84	5.26	1125	8.34	9.40	670
200	3.13	8.00	25.00	31.96	560	10.84	11.37	-	-	-	1180

3V & 3VX BELTS

* - See page 18

3V & 3VX BELTS

	Ratio	Pitch Driver	Pitch Driven	Center Distance	RPM Driver = 1750			RPM Driver = 3500			*Belt Number
					Driven	HP / Belt		Driven	HP / Belt		
						RPM	3V		3VX	RPM	
201	3.14	2.20	6.90	8.27	558	1.01	1.40	1116	1.64	2.46	315
202	3.16	3.35	10.60	13.56	553	2.88	3.29	1106	4.99	5.92	500
203	3.16	10.60	33.50	33.42	554	14.27	14.96	-	-	-	1400
204	3.17	6.00	19.00	24.51	553	7.43	7.88	1105	12.35	13.72	900
205	3.20	2.50	8.00	10.13	547	1.49	1.89	1094	2.52	3.37	375
206	3.37	3.15	10.60	12.40	520	2.52	2.92	1040	4.36	5.26	475
207	3.39	5.60	19.00	22.18	516	6.65	7.09	1032	11.19	12.45	850
208	3.40	2.35	8.00	10.24	514	1.27	1.68	1028	2.12	2.97	375
209	3.40	4.12	14.00	16.54	515	4.15	4.56	1030	7.18	8.18	630
210	3.53	3.00	10.60	12.50	495	2.30	2.70	991	3.96	4.86	475
211	3.58	5.30	19.00	22.38	488	6.19	6.62	976	10.49	11.70	850
212	3.62	6.90	25.00	29.57	483	8.98	9.46	966	14.47	16.13	1120
213	3.64	2.20	8.00	9.29	481	1.03	1.42	963	1.67	2.50	355
214	3.79	2.80	10.60	12.63	462	2.00	2.40	925	3.42	4.31	475
215	3.80	5.00	19.00	22.57	461	5.73	6.16	921	9.77	10.93	850
216	3.84	3.65	14.00	16.85	456	3.43	3.84	913	5.94	6.91	630
217	3.85	6.50	25.00	29.84	455	8.37	8.83	910	13.68	15.22	1120
218	4.00	2.65	10.60	12.73	438	1.77	2.18	875	3.02	3.90	475
219	4.00	4.75	19.00	22.74	438	5.34	5.77	875	9.15	10.27	850
220	4.17	6.00	25.00	30.17	420	7.59	8.05	840	12.61	14.02	1120
221	4.18	3.35	14.00	17.05	419	2.96	3.38	838	5.13	6.08	630
222	4.19	8.00	33.50	35.11	418	10.68	11.20	-	-	-	1400
223	4.22	4.50	19.00	22.91	414	4.94	5.37	829	8.51	9.60	850
224	4.24	2.50	10.60	12.83	413	1.55	1.96	825	2.60	3.49	475
225	4.44	3.15	14.00	17.18	394	2.65	3.07	788	4.58	5.52	630
226	4.46	5.60	25.00	30.43	392	6.95	7.41	784	11.70	13.01	1120
227	4.51	2.35	10.60	12.93	388	1.32	1.73	776	2.19	3.07	475
228	4.61	4.12	19.00	23.16	379	4.34	4.77	759	7.51	8.56	850
229	4.67	3.00	14.00	17.28	375	2.41	2.84	750	4.16	5.10	630
230	4.72	5.30	25.00	30.63	371	6.47	6.93	742	10.97	12.23	1120
231	4.82	2.20	10.60	13.02	363	1.09	1.51	726	1.77	2.65	475
232	4.86	6.90	33.50	35.82	360	9.03	9.51	721	14.56	16.22	1400
233	5.00	2.80	14.00	17.41	350	2.10	2.53	700	3.60	4.53	630
234	5.00	5.00	25.00	30.83	350	5.99	6.44	700	10.22	11.43	1120
235	5.15	6.50	33.50	36.07	340	8.42	8.89	679	13.77	15.31	1400
236	5.21	3.65	19.00	23.46	336	3.59	4.02	672	6.23	7.24	850
237	5.26	4.75	25.00	30.99	333	5.58	6.03	665	9.57	10.74	1120
238	5.28	2.65	14.00	17.51	331	1.86	2.29	663	3.17	4.10	630
239	5.56	4.50	25.00	31.16	315	5.17	5.62	630	8.91	10.05	1120
240	5.58	6.00	33.50	36.40	313	7.64	8.10	627	12.70	14.11	1400
241	5.60	2.50	14.00	17.61	313	1.63	2.06	625	2.74	3.67	630
242	5.67	3.35	19.00	23.66	309	3.10	3.54	617	5.38	6.37	850
243	5.96	2.35	14.00	17.71	294	1.39	1.82	588	2.30	3.23	630
244	5.98	5.60	33.50	36.65	293	7.00	7.46	585	11.78	13.10	1400
245	6.03	3.15	19.00	26.42	290	2.84	3.29	580	4.92	5.93	900
246	6.07	4.12	25.00	34.56	288	4.65	5.11	577	8.04	9.16	1180
247	6.32	5.30	33.50	36.84	277	6.52	6.97	554	11.05	12.31	1400
248	6.33	3.00	19.00	26.52	276	2.59	3.05	553	4.47	5.48	900
249	6.36	2.20	14.00	19.91	275	1.18	1.62	550	1.91	2.86	670
250	6.70	5.00	33.50	37.04	261	6.03	6.49	522	10.29	11.51	1400

3V & 3VX BELTS

* - See page 18

3V & 3VX BELTS

	Ratio	Pitch Driver in	Pitch Driven in	Center Distance in	RPM Driver = 1750			RPM Driver = 3500			*Belt Number
					Driven RPM	HP / Belt		Driven RPM	HP / Belt		
						3V	3VX		3V	3VX	
251	6.79	2.80	19.00	26.66	258	2.26	2.71	516	3.87	4.87	900
252	6.85	3.65	25.00	38.53	256	3.92	4.40	511	6.81	7.91	1250
253	7.05	4.75	33.50	37.20	248	5.62	6.08	496	9.64	10.82	1400
254	7.17	2.65	19.00	31.96	244	2.08	2.56	488	3.54	4.58	1000
255	7.44	4.50	33.50	37.36	235	5.21	5.67	470	8.98	10.12	1400
256	7.46	3.35	25.00	42.36	235	3.45	3.94	469	5.99	7.09	1320
257	7.60	2.50	19.00	32.06	230	1.82	2.30	461	3.06	4.09	1000
258	7.94	3.15	25.00	46.62	221	3.14	3.63	441	5.43	6.54	1400
259	8.09	2.35	19.00	35.26	216	1.58	2.07	433	2.62	3.68	1060
260	8.13	4.12	33.50	37.60	215	4.58	5.04	430	7.93	9.03	1400
261	8.33	3.00	25.00	46.73	210	2.86	3.36	420	4.93	6.04	1400
262	8.64	2.20	19.00	38.44	203	1.33	1.83	405	2.16	3.23	1120
263	8.93	2.80	25.00	46.86	196	2.49	2.99	392	4.27	5.37	1400
264	9.18	3.65	33.50	37.90	191	3.79	4.25	381	6.58	7.64	1400
265	9.43	2.65	25.00	46.97	186	2.21	2.72	371	3.76	4.86	1400
266	10.00	2.50	25.00	47.07	175	1.93	2.44	350	3.25	4.35	1400
267	10.00	3.35	33.50	38.09	175	3.28	3.74	350	5.68	6.73	1400
268	10.63	3.15	33.50	38.22	165	2.94	3.40	329	5.08	6.12	1400
269	10.64	2.35	25.00	47.17	165	1.65	2.16	329	2.74	3.83	1400
270	11.17	3.00	33.50	38.31	157	2.68	3.14	313	4.62	5.65	1400
271	11.36	2.20	25.00	47.27	154	1.36	1.88	308	2.21	3.31	1400
272	11.96	2.80	33.50	38.44	146	2.33	2.80	293	3.99	5.03	1400

* - See page 18

5V & 5VX BELTS

	Ratio	Pitch	Pitch	Center Distance	RPM Driver = 1750			RPM Driver = 3500			*Belt Number
		Driver	Driven		Driven	HP / Belt		Driven	HP / Belt		
		in	in		RPM	5V	5VX	RPM	5V	5VX	
1	1.00	4.40	4.40	18.09	1750	3.72	7.44	3500	4.23	12.30	500
2	1.00	4.65	4.65	17.70	1750	4.69	8.43	3500	5.81	14.04	500
3	1.00	4.90	4.90	17.31	1750	5.65	9.42	3500	7.34	15.74	500
4	1.00	5.20	5.20	16.84	1750	6.79	10.59	3500	9.12	17.75	500
5	1.00	5.50	5.50	16.37	1750	7.91	11.76	3500	10.83	19.71	500
6	1.00	5.90	5.90	15.74	1750	9.39	13.30	3500	12.99	22.24	500
7	1.00	6.30	6.30	16.61	1750	10.95	14.97	3500	15.16	24.92	530
8	1.00	6.70	6.70	17.48	1750	12.51	16.64	3500	17.21	27.55	560
9	1.00	7.10	7.10	18.85	1750	14.11	18.38	3500	19.20	30.20	600
10	1.00	7.50	7.50	19.73	1750	15.67	20.06	-	-	-	630
11	1.00	8.00	8.00	20.94	1750	17.62	22.19	-	-	-	670
12	1.00	8.50	8.50	22.16	1750	19.56	24.31	-	-	-	710
13	1.00	9.00	9.00	23.37	1750	21.47	26.43	-	-	-	750
14	1.00	9.25	9.25	25.48	1750	22.57	27.68	-	-	-	800
15	1.00	9.75	9.75	27.19	1750	24.51	29.86	-	-	-	850
16	1.00	10.30	10.30	28.83	1750	26.57	32.21	-	-	-	900
17	1.00	10.90	10.90	27.89	1750	28.48	34.38	-	-	-	900
18	1.00	11.30	11.30	32.26	1750	30.26	36.48	-	-	-	1000
19	1.00	11.80	11.80	31.47	1750	31.77	38.26	-	-	-	1000
20	1.00	12.50	12.50	33.38	1750	34.12	41.09	-	-	-	1060
21	1.00	13.20	13.20	35.28	1750	36.36	43.87	-	-	-	1120
22	1.03	9.00	9.25	23.17	1703	21.65	26.56	-	-	-	750
23	1.04	10.90	11.30	27.57	1688	28.70	34.53	-	-	-	900
24	1.04	11.30	11.80	31.87	1676	30.54	36.66	-	-	-	1000
25	1.05	4.65	4.90	17.50	1661	5.04	8.69	3321	6.51	14.56	500
26	1.05	9.25	9.75	25.08	1660	22.90	27.90	-	-	-	800
27	1.06	4.40	4.65	17.90	1656	4.09	7.71	3312	4.97	12.85	500
28	1.06	4.90	5.20	17.07	1649	6.03	9.70	3298	8.12	16.32	500
29	1.06	5.20	5.50	16.60	1655	7.15	10.86	3309	9.86	18.29	500
30	1.06	6.30	6.70	16.29	1646	11.33	15.24	3291	15.94	25.48	530
31	1.06	6.70	7.10	17.17	1651	12.87	16.90	3303	17.95	28.07	560
32	1.06	7.10	7.50	18.54	1657	14.45	18.62	3313	19.90	30.70	600
33	1.06	8.00	8.50	22.55	1647	18.18	22.68	-	-	-	710
34	1.06	8.50	9.00	23.76	1653	20.10	24.80	-	-	-	750
35	1.06	9.75	10.30	26.76	1657	24.85	30.09	-	-	-	850
36	1.06	10.30	10.90	28.36	1654	26.92	32.44	-	-	-	900
37	1.06	11.80	12.50	30.92	1652	32.11	38.47	-	-	-	1000
38	1.06	12.50	13.20	32.82	1657	34.44	41.29	-	-	-	1060
39	1.06	13.20	14.00	34.65	1650	36.70	44.08	-	-	-	1120
40	1.07	5.50	5.90	16.05	1631	8.34	12.07	3263	11.71	20.35	500
41	1.07	5.90	6.30	15.42	1639	9.79	13.59	3278	13.81	22.83	500
42	1.07	7.50	8.00	19.33	1641	16.06	20.33	-	-	-	630
43	1.08	9.00	9.75	25.28	1615	22.19	27.06	-	-	-	800
44	1.08	10.90	11.80	27.18	1617	28.91	34.66	-	-	-	900
45	1.09	8.50	9.25	23.56	1608	20.24	24.89	-	-	-	750
46	1.10	10.30	11.30	28.04	1595	27.09	32.54	-	-	-	900
47	1.11	4.40	4.90	17.70	1571	4.36	7.91	3143	5.52	13.26	500
48	1.11	9.25	10.30	24.65	1572	23.15	28.06	-	-	-	800
49	1.11	11.30	12.50	31.31	1582	30.80	36.83	-	-	-	1000
50	1.12	4.65	5.20	17.27	1565	5.34	8.91	3130	7.13	15.01	500

* - See page 18

5V & 5VX BELTS

5V & 5VX BELTS

	Ratio	Pitch Driver	Pitch Driven	Center Distance	RPM Driver = 1750			RPM Driver = 3500			*Belt Number
		in	in	in	Driven	HP / Belt		Driven	HP / Belt		
					RPM	5V	5VX	RPM	5V	5VX	
51	1.12	4.90	5.50	16.83	1559	6.31	9.90	3118	8.69	16.73	500
52	1.12	6.70	7.50	18.85	1563	13.29	17.28	3127	18.71	28.79	600
53	1.12	9.75	10.90	26.28	1565	25.10	30.24	-	-	-	850
54	1.12	11.80	13.20	33.37	1564	32.68	39.01	-	-	-	1060
55	1.12	12.50	14.00	35.19	1563	35.03	41.84	-	-	-	1120
56	1.13	5.20	5.90	16.28	1542	7.48	11.10	3085	10.54	18.78	500
57	1.13	6.30	7.10	17.48	1553	11.71	15.57	3106	16.65	26.11	560
58	1.13	7.10	8.00	19.64	1553	14.88	18.98	3106	20.71	31.39	630
59	1.13	7.50	8.50	20.93	1544	16.51	20.74	-	-	-	670
60	1.13	8.00	9.00	22.15	1556	18.44	22.85	-	-	-	710
61	1.14	5.90	6.70	16.60	1541	10.17	13.92	3082	14.53	23.46	530
62	1.14	9.00	10.30	24.84	1529	22.40	27.19	-	-	-	800
63	1.14	13.20	15.00	36.85	1540	37.31	44.62	-	-	-	1180
64	1.15	5.50	6.30	15.73	1528	8.63	12.28	3056	12.31	20.76	500
65	1.15	8.50	9.75	23.17	1526	20.44	25.02	-	-	-	750
66	1.15	10.30	11.80	27.64	1528	27.24	32.63	-	-	-	900
67	1.15	10.90	12.50	31.62	1526	29.70	35.47	-	-	-	1000
68	1.16	8.00	9.25	21.95	1514	18.53	22.91	-	-	-	710
69	1.16	9.75	11.30	25.96	1510	25.21	30.31	-	-	-	850
70	1.17	11.30	13.20	30.75	1498	30.97	36.91	-	-	-	1000
71	1.18	4.40	5.20	17.46	1481	4.60	8.08	2962	6.00	13.61	500
72	1.18	4.65	5.50	17.03	1480	5.56	9.07	2959	7.57	15.33	500
73	1.18	9.25	10.90	24.17	1485	23.32	28.16	-	-	-	800
74	1.19	6.30	7.50	17.16	1470	11.89	15.69	2940	17.03	26.36	560
75	1.19	6.70	8.00	18.45	1466	13.50	17.42	2931	19.17	29.09	600
76	1.19	11.80	14.00	32.73	1475	32.84	39.09	-	-	-	1060
77	1.20	4.90	5.90	16.51	1453	6.56	10.08	2907	9.21	17.09	500
78	1.20	5.90	7.10	16.28	1454	10.35	14.04	2908	14.92	23.72	530
79	1.20	7.10	8.50	19.24	1462	15.07	19.10	2924	21.12	31.66	630
80	1.20	7.50	9.00	20.53	1458	16.68	20.85	-	-	-	670
81	1.20	12.50	15.00	34.39	1458	35.19	41.91	-	-	-	1120
82	1.21	5.20	6.30	15.96	1444	7.70	11.25	2889	11.00	19.09	500
83	1.21	8.50	10.30	22.72	1444	20.58	25.09	-	-	-	750
84	1.21	9.00	10.90	24.36	1445	22.55	27.27	-	-	-	800
85	1.21	9.75	11.80	28.06	1446	25.59	30.69	-	-	-	900
86	1.21	10.30	12.50	27.08	1442	27.37	32.68	-	-	-	900
87	1.21	10.90	13.20	31.06	1445	29.82	35.52	-	-	-	1000
88	1.21	13.20	16.00	36.05	1444	37.44	44.66	-	-	-	1180
89	1.22	5.50	6.70	15.41	1437	8.82	12.40	2873	12.71	21.03	500
90	1.22	8.00	9.75	21.55	1436	18.66	22.98	-	-	-	710
91	1.22	9.25	11.30	26.35	1433	23.68	28.53	-	-	-	850
92	1.23	7.50	9.25	20.33	1419	16.74	20.88	-	-	-	670
93	1.24	11.30	14.00	30.11	1413	31.07	36.94	-	-	-	1000
94	1.25	4.40	5.50	17.22	1400	4.77	8.20	2800	6.35	13.85	500
95	1.26	9.00	11.30	24.04	1394	22.61	27.29	-	-	-	800
96	1.27	4.65	5.90	16.71	1379	5.76	9.20	2758	7.98	15.61	500
97	1.27	5.90	7.50	15.96	1377	10.48	14.11	2753	15.19	23.88	530
98	1.27	6.30	8.00	16.75	1378	12.03	15.77	2756	17.35	26.55	560
99	1.27	6.70	8.50	18.05	1379	13.63	17.49	2759	19.47	29.25	600
100	1.27	7.10	9.00	18.84	1381	15.19	19.16	2761	21.39	31.80	630

5V & 5VX BELTS

* - See page 18

5V & 5VX BELTS

	Ratio	Pitch	Pitch	Center Distance	RPM Driver = 1750			RPM Driver = 3500			*Belt Number
		Driver	Driven		Driven	HP / Belt		Driven	HP / Belt		
		in	in		RPM	5V	5VX	RPM	5V	5VX	
101	1.27	11.80	15.00	31.92	1377	32.92	39.09	-	-	-	1060
102	1.28	8.50	10.90	24.74	1365	20.94	25.45	-	-	-	800
103	1.28	9.25	11.80	25.94	1372	23.74	28.55	-	-	-	850
104	1.28	9.75	12.50	27.50	1365	25.68	30.71	-	-	-	900
105	1.28	10.30	13.20	26.51	1366	27.43	32.68	-	-	-	900
106	1.28	10.90	14.00	30.41	1363	29.89	35.53	-	-	-	1000
107	1.28	12.50	16.00	33.58	1367	35.25	41.89	-	-	-	1120
108	1.29	4.90	6.30	16.19	1361	6.73	10.19	2722	9.55	17.32	500
109	1.29	5.20	6.70	15.64	1358	7.85	11.34	2716	11.30	19.28	500
110	1.29	5.50	7.10	15.09	1356	8.95	12.47	2711	12.98	21.19	500
111	1.29	8.00	10.30	23.11	1359	18.96	23.27	-	-	-	750
112	1.30	7.10	9.25	20.64	1343	15.42	19.41	2686	21.76	32.24	670
113	1.30	7.50	9.75	19.93	1346	16.82	20.91	-	-	-	670
114	1.31	9.00	11.80	26.13	1335	22.93	27.63	-	-	-	850
115	1.33	8.50	11.30	24.42	1316	20.98	25.46	-	-	-	800
116	1.33	11.30	15.00	32.30	1318	31.47	37.33	-	-	-	1060
117	1.34	4.40	5.90	16.90	1305	4.92	8.30	2610	6.66	14.05	500
118	1.34	6.70	9.00	19.14	1303	13.84	17.69	2606	19.85	29.62	630
119	1.35	4.65	6.30	16.38	1292	5.88	9.28	2583	8.24	15.77	500
120	1.35	6.30	8.50	18.35	1297	12.28	16.02	2594	17.79	27.01	600
121	1.35	9.25	12.50	25.37	1295	23.78	28.54	-	-	-	850
122	1.35	9.75	13.20	26.93	1293	25.70	30.69	-	-	-	900
123	1.36	5.50	7.50	14.76	1283	9.02	12.51	2567	13.15	21.28	500
124	1.36	5.90	8.00	17.06	1291	10.68	14.31	2581	15.57	24.24	560
125	1.36	8.00	10.90	22.62	1284	19.01	23.28	-	-	-	750
126	1.36	10.30	14.00	30.87	1288	28.04	33.36	-	-	-	1000
127	1.36	11.80	16.00	34.11	1291	33.29	39.46	-	-	-	1120
128	1.37	4.90	6.70	15.87	1280	6.83	10.25	2560	9.77	17.45	500
129	1.37	5.20	7.10	15.32	1282	7.94	11.39	2563	11.50	19.39	500
130	1.37	7.10	9.75	20.23	1274	15.47	19.43	2549	21.90	32.29	670
131	1.37	7.50	10.30	21.48	1274	17.07	21.16	-	-	-	710
132	1.38	6.70	9.25	18.94	1268	13.87	17.69	2535	19.91	29.64	630
133	1.38	10.90	15.00	29.60	1272	29.90	35.46	-	-	-	1000
134	1.39	8.50	11.80	24.01	1261	21.00	25.44	-	-	-	800
135	1.39	9.00	12.50	25.56	1260	22.96	27.61	-	-	-	850
136	1.41	8.00	11.30	22.29	1239	19.02	23.26	-	-	-	750
137	1.42	11.30	16.00	31.48	1236	31.44	37.25	-	-	-	1060
138	1.42	13.20	18.70	37.36	1235	37.83	44.96	-	-	-	1250
139	1.43	4.40	6.30	16.57	1222	5.01	8.35	2444	6.86	14.18	500
140	1.43	6.30	9.00	17.94	1225	12.33	16.03	2450	17.91	27.04	600
141	1.43	9.25	13.20	27.31	1226	24.07	28.84	-	-	-	900
142	1.44	4.65	6.70	16.06	1215	5.96	9.32	2429	8.41	15.87	500
143	1.44	5.20	7.50	14.99	1213	7.99	11.40	2427	11.63	19.44	500
144	1.44	5.90	8.50	16.65	1215	10.74	14.32	2429	15.70	24.28	560
145	1.44	9.75	14.00	26.27	1219	25.69	30.62	-	-	-	900
146	1.45	4.90	7.10	15.54	1208	6.90	10.28	2415	9.92	17.52	500
147	1.45	5.50	8.00	15.85	1203	9.19	12.67	2406	13.44	21.57	530
148	1.45	7.10	10.30	19.78	1206	15.49	19.41	2413	21.98	32.28	670
149	1.45	7.50	10.90	20.99	1204	17.09	21.14	-	-	-	710
150	1.46	6.70	9.75	18.52	1203	13.89	17.68	2405	19.99	29.64	630

* - See page 18

5V & 5VX BELTS

	Ratio	Pitch Driver	Pitch Driven	Center Distance	RPM Driver = 1750			RPM Driver = 3500			*Belt Number
		in	in	in	Driven	HP / Belt		Driven	HP / Belt		
					RPM	5V	5VX		RPM	5V	
151	1.46	10.30	15.00	30.05	1202	28.02	33.28	-	-	-	1000
152	1.47	6.30	9.25	17.73	1192	12.34	16.02	2384	17.95	27.04	600
153	1.47	8.50	12.50	23.43	1190	20.99	25.39	-	-	-	800
154	1.47	9.00	13.20	24.98	1193	22.94	27.55	-	-	-	850
155	1.47	10.90	16.00	31.78	1192	30.22	35.80	-	-	-	1060
156	1.48	8.00	11.80	21.87	1186	19.02	23.22	-	-	-	750
157	1.50	12.50	18.70	34.37	1170	35.49	42.04	-	-	-	1180
158	1.51	7.50	11.30	20.65	1162	17.08	21.11	-	-	-	710
159	1.51	9.25	14.00	26.64	1156	24.04	28.76	-	-	-	900
160	1.52	4.40	6.70	16.25	1149	5.07	8.38	2299	6.99	14.24	500
161	1.53	4.65	7.10	15.73	1146	6.01	9.34	2292	8.52	15.92	500
162	1.53	4.90	7.50	15.21	1143	6.93	10.28	2287	10.01	17.55	500
163	1.53	5.90	9.00	16.23	1147	10.75	14.30	2294	15.76	24.27	560
164	1.54	5.20	8.00	14.57	1138	8.02	11.40	2275	11.72	19.45	500
165	1.54	6.70	10.30	20.07	1138	14.08	17.89	2277	20.30	30.01	670
166	1.54	7.10	10.90	21.29	1140	15.68	19.62	2280	22.30	32.65	710
167	1.54	9.75	15.00	30.46	1138	26.22	31.23	-	-	-	1000
168	1.55	5.50	8.50	15.44	1132	9.21	12.66	2265	13.51	21.57	530
169	1.55	6.30	9.75	18.82	1131	12.48	16.17	2262	18.19	27.30	630
170	1.55	8.50	13.20	25.36	1127	21.24	25.66	-	-	-	850
171	1.55	10.30	16.00	29.22	1127	27.95	33.15	-	-	-	1000
172	1.56	8.00	12.50	23.80	1120	19.26	23.49	-	-	-	800
173	1.56	9.00	14.00	26.83	1125	23.19	27.82	-	-	-	900
174	1.57	5.90	9.25	18.03	1116	10.92	14.50	2232	16.02	24.63	600
175	1.57	7.50	11.80	22.25	1112	17.27	21.32	-	-	-	750
176	1.58	11.80	18.70	34.89	1104	33.46	39.56	-	-	-	1180
177	1.59	7.10	11.30	20.95	1100	15.67	19.58	2199	22.30	32.60	710
178	1.61	4.40	7.10	15.92	1085	5.11	8.39	2169	7.07	14.27	500
179	1.61	4.65	7.50	15.40	1085	6.04	9.34	2170	8.59	15.93	500
180	1.61	13.20	21.20	38.79	1090	38.02	45.10	-	-	-	1320
181	1.62	9.25	15.00	25.80	1079	23.95	28.63	-	-	-	900
182	1.63	4.90	8.00	14.79	1072	6.95	10.27	2144	10.07	17.54	500
183	1.63	5.20	8.50	15.66	1071	8.14	11.52	2141	11.91	19.68	530
184	1.63	6.30	10.30	18.36	1070	12.47	16.12	2141	18.20	27.24	630
185	1.63	6.70	10.90	19.57	1076	14.06	17.84	2151	20.31	29.94	670
186	1.64	5.50	9.00	16.52	1069	9.32	12.78	2139	13.71	21.79	560
187	1.64	9.75	16.00	29.62	1066	26.14	31.10	-	-	-	1000
188	1.65	5.90	9.75	17.61	1059	10.91	14.47	2118	16.04	24.58	600
189	1.65	8.00	13.20	23.21	1061	19.21	23.41	-	-	-	800
190	1.65	8.50	14.00	24.68	1063	21.18	25.56	-	-	-	850
191	1.65	11.30	18.70	32.24	1057	31.56	37.31	-	-	-	1120
192	1.66	7.10	11.80	20.53	1053	15.64	19.53	2106	22.28	32.52	710
193	1.67	7.50	12.50	21.66	1050	17.23	21.24	-	-	-	750
194	1.67	9.00	15.00	25.99	1050	23.10	27.68	-	-	-	900
195	1.68	5.50	9.25	16.31	1041	9.32	12.76	2081	13.71	21.77	560
196	1.69	6.70	11.30	19.23	1038	14.04	17.79	2075	20.29	29.87	670
197	1.70	4.40	7.50	15.58	1027	5.13	8.39	2053	7.12	14.27	500
198	1.70	12.50	21.20	35.78	1032	35.63	42.15	-	-	-	1250
199	1.72	4.65	8.00	14.98	1017	6.05	9.32	2034	8.64	15.91	500
200	1.72	10.90	18.70	32.53	1020	30.31	35.84	-	-	-	1120

5V & 5VX BELTS

* - See page 18

5V & 5VX BELTS

	Ratio	Pitch	Pitch	Center Distance	RPM Driver = 1750			RPM Driver = 3500			*Belt Number
		Driver	Driven		Driven	HP / Belt		Driven	HP / Belt		
		in	in		RPM	5V	5VX	RPM	5V	5VX	
201	1.73	4.90	8.50	14.37	1009	6.95	10.24	2018	10.09	17.50	500
202	1.73	5.20	9.00	15.23	1011	8.13	11.49	2022	11.92	19.62	530
203	1.73	6.30	10.90	17.85	1011	12.43	16.06	2023	18.17	27.14	630
204	1.73	9.25	16.00	29.99	1012	24.45	29.20	-	-	-	1000
205	1.75	5.90	10.30	17.14	1002	10.89	14.41	2005	16.02	24.49	600
206	1.75	8.00	14.00	25.05	1000	19.42	23.64	-	-	-	850
207	1.76	6.70	11.80	20.82	994	14.20	17.98	1987	20.54	30.20	710
208	1.76	7.10	12.50	21.95	994	15.80	19.70	1988	22.52	32.82	750
209	1.76	7.50	13.20	23.58	994	17.44	21.48	-	-	-	800
210	1.76	8.50	15.00	26.35	992	21.37	25.77	-	-	-	900
211	1.77	5.50	9.75	15.89	987	9.30	12.72	1974	13.70	21.69	560
212	1.78	5.20	9.25	15.02	984	8.12	11.46	1968	11.92	19.59	530
213	1.78	9.00	16.00	25.13	984	22.98	27.52	-	-	-	900
214	1.79	6.30	11.30	19.52	976	12.59	16.25	1951	18.42	27.47	670
215	1.79	13.20	23.60	40.78	979	38.18	45.26	-	-	-	1400
216	1.80	11.80	21.20	36.29	974	33.58	39.65	-	-	-	1250
217	1.82	4.40	8.00	15.16	963	5.13	8.37	1925	7.16	14.25	500
218	1.82	10.30	18.70	29.94	964	28.00	33.16	-	-	-	1060
219	1.83	4.65	8.50	14.55	957	6.05	9.29	1915	8.65	15.86	500
220	1.84	4.90	9.00	15.45	953	7.04	10.34	1906	10.23	17.68	530
221	1.85	5.90	10.90	18.14	947	10.98	14.52	1894	16.17	24.68	630
222	1.86	7.10	13.20	21.35	941	15.73	19.60	1883	22.45	32.66	750
223	1.87	5.50	10.30	17.43	934	9.43	12.87	1869	13.91	21.97	600
224	1.87	6.30	11.80	19.09	934	12.55	16.19	1869	18.37	27.37	670
225	1.87	6.70	12.50	20.22	938	14.14	17.89	1876	20.47	30.05	710
226	1.87	7.50	14.00	22.89	938	17.36	21.37	-	-	-	800
227	1.88	5.20	9.75	16.10	933	8.21	11.57	1867	12.06	19.77	560
228	1.88	8.00	15.00	24.19	933	19.31	23.49	-	-	-	850
229	1.88	8.50	16.00	25.49	930	21.25	25.61	-	-	-	900
230	1.88	11.30	21.20	33.12	933	31.59	37.30	-	-	-	1180
231	1.89	4.90	9.25	15.24	927	7.03	10.32	1854	10.23	17.64	530
232	1.89	12.50	23.60	37.25	927	35.71	42.22	-	-	-	1320
233	1.92	5.90	11.30	17.79	914	10.95	14.47	1827	16.13	24.60	630
234	1.92	9.75	18.70	30.34	912	26.17	31.09	-	-	-	1060
235	1.93	4.40	8.50	14.73	906	5.13	8.34	1812	7.17	14.20	500
236	1.94	4.65	9.00	14.12	904	6.03	9.25	1808	8.65	15.80	500
237	1.94	10.90	21.20	33.40	900	30.33	35.83	-	-	-	1180
238	1.97	6.70	13.20	21.63	888	14.27	18.05	1777	20.68	30.32	750
239	1.97	7.10	14.00	23.18	888	15.91	19.81	1775	22.72	33.02	800
240	1.98	5.20	10.30	15.62	883	8.17	11.51	1767	12.02	19.67	560
241	1.98	5.50	10.90	16.91	883	9.39	12.80	1766	13.86	21.85	600
242	1.98	6.30	12.50	20.51	882	12.68	16.34	1764	18.57	27.63	710
243	1.99	4.65	9.25	13.90	880	6.02	9.22	1759	8.63	15.75	500
244	1.99	4.90	9.75	14.80	879	7.00	10.27	1759	10.20	17.56	530
245	2.00	5.90	11.80	19.38	875	11.08	14.64	1750	16.34	24.89	670
246	2.00	7.50	15.00	24.55	875	17.52	21.55	-	-	-	850
247	2.00	8.00	16.00	25.85	875	19.48	23.68	-	-	-	900
248	2.00	11.80	23.60	37.75	875	33.65	39.72	-	-	-	1320
249	2.02	9.25	18.70	27.66	866	24.08	28.73	-	-	-	1000
250	2.05	4.40	9.00	14.30	856	5.12	8.29	1711	7.16	14.14	500

* - See page 18

5V & 5VX BELTS

5V & 5VX BELTS

	Ratio	Pitch Driver	Pitch Driven	Center Distance	RPM Driver = 1750			RPM Driver = 3500			*Belt Number
		in	in	in	Driven	HP / Belt		Driven	HP / Belt		
					RPM	5V	5VX		RPM	5V	
251	2.05	5.50	11.30	16.56	852	9.35	12.75	1704	13.81	21.77	600
252	2.06	10.30	21.20	33.83	850	28.38	33.60	-	-	-	1180
253	2.08	9.00	18.70	27.83	842	23.22	27.78	-	-	-	1000
254	2.09	6.70	14.00	20.93	838	14.18	17.93	1675	20.56	30.12	750
255	2.09	11.30	23.60	34.56	838	31.65	37.35	-	-	-	1250
256	2.10	4.40	9.25	14.08	832	5.10	8.27	1665	7.15	14.10	500
257	2.10	4.65	9.75	14.98	835	6.08	9.31	1669	8.74	15.91	530
258	2.10	4.90	10.30	15.84	833	7.07	10.35	1665	10.31	17.71	560
259	2.10	5.20	10.90	17.12	835	8.28	11.65	1670	12.19	19.91	600
260	2.10	6.30	13.20	19.89	835	12.61	16.24	1670	18.47	27.46	710
261	2.11	7.10	15.00	22.30	828	15.79	19.65	1657	22.56	32.76	800
262	2.12	5.90	12.50	18.77	826	11.02	14.54	1652	16.26	24.73	670
263	2.12	13.20	28.00	42.01	825	38.08	45.11	-	-	-	1500
264	2.13	7.50	16.00	23.67	820	17.39	21.38	-	-	-	850
265	2.15	5.50	11.80	17.64	816	9.43	12.85	1631	13.94	21.95	630
266	2.17	5.20	11.30	16.77	805	8.25	11.59	1611	12.15	19.83	600
267	2.17	9.75	21.20	31.18	805	26.16	31.06	-	-	-	1120
268	2.17	10.90	23.60	34.84	808	30.39	35.88	-	-	-	1250
269	2.20	8.50	18.70	28.19	795	21.47	25.85	-	-	-	1000
270	2.22	4.40	9.75	13.63	790	5.08	8.22	1579	7.12	14.01	500
271	2.22	4.65	10.30	14.49	790	6.05	9.25	1580	8.70	15.80	530
272	2.22	4.90	10.90	15.30	787	7.03	10.28	1573	10.25	17.59	560
273	2.22	6.30	14.00	21.22	788	12.71	16.37	1575	18.64	27.69	750
274	2.24	5.90	13.20	20.18	782	11.13	14.68	1564	16.43	24.96	710
275	2.24	6.70	15.00	22.58	782	14.32	18.09	1563	20.77	30.40	800
276	2.24	12.50	28.00	42.50	781	36.12	42.67	-	-	-	1500
277	2.25	7.10	16.00	23.95	777	15.93	19.82	1553	22.78	33.05	850
278	2.27	5.20	11.80	16.32	771	8.20	11.52	1542	12.09	19.71	600
279	2.27	5.50	12.50	17.01	770	9.36	12.75	1540	13.84	21.77	630
280	2.29	9.25	21.20	31.53	764	24.45	29.15	-	-	-	1120
281	2.29	10.30	23.60	35.26	764	28.43	33.64	-	-	-	1250
282	2.31	4.90	11.30	16.98	759	7.14	10.43	1518	10.42	17.85	600
283	2.34	4.40	10.30	14.66	748	5.13	8.29	1495	7.20	14.14	530
284	2.34	4.65	10.90	15.48	747	6.10	9.32	1493	8.78	15.93	560
285	2.34	8.00	18.70	28.54	749	19.68	23.90	-	-	-	1000
286	2.36	9.00	21.20	28.64	743	23.19	27.73	-	-	-	1060
287	2.37	5.90	14.00	19.46	738	11.04	14.55	1475	16.30	24.76	710
288	2.37	11.80	28.00	37.89	738	33.38	39.38	-	-	-	1400
289	2.38	6.30	15.00	20.31	735	12.59	16.20	1470	18.46	27.41	750
290	2.39	6.70	16.00	21.68	733	14.19	17.92	1466	20.59	30.11	800
291	2.39	13.20	31.50	43.96	733	38.08	45.10	-	-	-	1600
292	2.40	5.20	12.50	17.22	728	8.26	11.59	1456	12.17	19.83	630
293	2.40	5.50	13.20	18.42	729	9.47	12.88	1458	14.00	22.00	670
294	2.41	4.90	11.80	16.53	727	7.10	10.37	1453	10.36	17.74	600
295	2.42	9.75	23.60	32.07	723	26.13	31.02	-	-	-	1180
296	2.43	4.65	11.30	15.11	720	6.07	9.27	1440	8.74	15.84	560
297	2.48	4.40	10.90	15.65	706	5.18	8.36	1413	7.27	14.25	560
298	2.48	11.30	28.00	38.24	706	31.84	37.57	-	-	-	1400
299	2.49	7.50	18.70	23.77	702	17.27	21.22	-	-	-	900
300	2.49	8.50	21.20	28.99	702	21.44	25.81	-	-	-	1060

5V & 5VX BELTS

* - See page 18

5V & 5VX BELTS

	Ratio	Pitch	Pitch	Center Distance	RPM Driver = 1750			RPM Driver = 3500			*Belt Number
		Driver	Driven		Driven	HP / Belt		Driven	HP / Belt		
		in	in		RPM	5V	5VX	RPM	5V	5VX	
301	2.52	12.50	31.50	44.44	694	36.12	42.65	-	-	-	1600
302	2.54	4.65	11.80	16.70	690	6.17	9.40	1379	8.88	16.08	600
303	2.54	5.20	13.20	18.63	689	8.35	11.72	1379	12.31	20.04	670
304	2.54	5.90	15.00	20.59	688	11.11	14.64	1377	16.41	24.91	750
305	2.54	6.30	16.00	21.96	689	12.72	16.36	1378	18.66	27.68	800
306	2.55	4.90	12.50	17.43	686	7.14	10.43	1372	10.44	17.85	630
307	2.55	5.50	14.00	19.73	688	9.55	12.99	1375	14.14	22.19	710
308	2.55	9.25	23.60	32.42	686	24.42	29.11	-	-	-	1180
309	2.57	4.40	11.30	15.29	681	5.15	8.31	1363	7.24	14.17	560
310	2.57	10.90	28.00	38.51	681	30.58	36.09	-	-	-	1400
311	2.62	9.00	23.60	32.59	667	23.55	28.15	-	-	-	1180
312	2.63	7.10	18.70	24.05	664	15.82	19.67	1329	22.63	32.80	900
313	2.65	8.00	21.20	29.34	660	19.65	23.86	-	-	-	1060
314	2.67	11.80	31.50	39.79	656	33.36	39.35	-	-	-	1500
315	2.68	4.40	11.80	14.82	653	5.11	8.24	1305	7.19	14.06	560
316	2.69	4.65	12.50	16.06	651	6.11	9.31	1302	8.80	15.92	600
317	2.69	4.90	13.20	16.78	650	7.08	10.33	1299	10.34	17.68	630
318	2.69	5.20	14.00	17.89	650	8.27	11.59	1300	12.19	19.84	670
319	2.71	5.90	16.00	22.24	645	11.23	14.79	1291	16.59	25.16	800
320	2.72	10.30	28.00	34.81	644	28.07	33.20	-	-	-	1320
321	2.73	5.50	15.00	18.81	642	9.44	12.83	1283	13.97	21.92	710
322	2.78	8.50	23.60	29.85	630	21.40	25.75	-	-	-	1120
323	2.79	6.70	18.70	24.32	627	14.35	18.11	1254	20.83	30.44	900
324	2.79	11.30	31.50	40.13	628	31.83	37.54	-	-	-	1500
325	2.83	7.50	21.20	26.59	619	17.47	21.46	-	-	-	1000
326	2.84	4.40	12.50	16.23	616	5.18	8.35	1232	7.29	14.24	600
327	2.84	4.65	13.20	16.95	616	6.15	9.37	1233	8.86	16.02	630
328	2.84	13.20	37.50	48.68	616	38.22	45.24	-	-	-	1800
329	2.86	4.90	14.00	18.09	613	7.15	10.43	1225	10.45	17.86	670
330	2.87	9.75	28.00	35.18	609	26.24	31.13	-	-	-	1320
331	2.88	5.20	15.00	19.01	607	8.32	11.67	1213	12.28	19.97	710
332	2.89	10.90	31.50	40.40	606	30.56	36.07	-	-	-	1500
333	2.91	5.50	16.00	19.93	602	9.50	12.91	1203	14.07	22.06	750
334	2.95	8.00	23.60	30.19	593	19.62	23.81	-	-	-	1120
335	2.97	6.30	18.70	24.59	590	12.86	16.54	1179	18.88	27.99	900
336	2.99	7.10	21.20	26.86	586	16.01	19.90	1172	22.91	33.19	1000
337	3.00	4.40	13.20	17.12	583	5.22	8.40	1167	7.34	14.33	630
338	3.00	12.50	37.50	49.16	583	36.25	42.80	-	-	-	1800
339	3.01	4.65	14.00	18.26	581	6.21	9.46	1163	8.96	16.18	670
340	3.03	9.25	28.00	35.52	578	24.53	29.22	-	-	-	1320
341	3.06	4.90	15.00	19.21	572	7.20	10.50	1143	10.53	17.98	710
342	3.06	10.30	31.50	40.81	572	28.60	33.82	-	-	-	1500
343	3.08	5.20	16.00	20.13	569	8.38	11.74	1138	12.37	20.09	750
344	3.11	9.00	28.00	35.69	563	23.65	28.26	-	-	-	1320
345	3.15	7.50	23.60	30.53	556	17.79	21.85	-	-	-	1120
346	3.16	6.70	21.20	27.13	553	14.53	18.32	1106	21.09	30.80	1000
347	3.17	5.90	18.70	22.27	552	11.11	14.63	1104	16.43	24.90	850
348	3.18	4.40	14.00	16.35	550	5.15	8.29	1100	7.25	14.14	630
349	3.18	11.80	37.50	44.44	551	33.49	39.49	-	-	-	1700
350	3.23	4.65	15.00	19.38	543	6.26	9.52	1085	9.02	16.29	710

* - See page 18

5V & 5VX BELTS

5V & 5VX BELTS

	Ratio	Pitch Driver	Pitch Driven	Center Distance	RPM Driver = 1750			RPM Driver = 3500			*Belt Number
		in	in	in	Driven	HP / Belt		Driven	HP / Belt		
					RPM	5V	5VX	RPM	5V	5VX	
351	3.23	9.75	31.50	41.18	542	26.74	31.72	-	-	-	1500
352	3.27	4.90	16.00	20.34	536	7.25	10.57	1072	10.60	18.09	750
353	3.29	8.50	28.00	36.03	531	21.87	26.31	-	-	-	1320
354	3.32	7.10	23.60	27.67	526	15.96	19.84	1053	22.85	33.09	1060
355	3.32	11.30	37.50	44.78	527	31.96	37.68	-	-	-	1700
356	3.37	6.30	21.20	27.40	520	13.02	16.73	1040	19.12	28.32	1000
357	3.40	5.50	18.70	22.54	515	9.62	13.07	1029	14.25	22.32	850
358	3.41	4.40	15.00	17.47	513	5.19	8.35	1027	7.31	14.25	670
359	3.41	9.25	31.50	36.31	514	24.37	29.03	-	-	-	1400
360	3.44	4.65	16.00	18.42	509	6.16	9.38	1017	8.89	16.04	710
361	3.44	10.90	37.50	45.04	509	30.69	36.21	-	-	-	1700
362	3.50	8.00	28.00	32.71	500	19.64	23.83	-	-	-	1250
363	3.50	9.00	31.50	36.47	500	23.50	28.07	-	-	-	1400
364	3.52	6.70	23.60	27.94	497	14.48	18.27	994	21.03	30.71	1060
365	3.59	5.90	21.20	27.67	487	11.50	15.13	974	17.00	25.75	1000
366	3.60	5.20	18.70	22.74	487	8.48	11.89	973	12.53	20.34	850
367	3.64	4.40	16.00	18.58	481	5.23	8.41	963	7.37	14.35	710
368	3.64	10.30	37.50	45.44	481	28.72	33.96	-	-	-	1700
369	3.71	8.50	31.50	36.80	472	21.73	26.13	-	-	-	1400
370	3.73	7.50	28.00	33.04	469	17.81	21.87	-	-	-	1250
371	3.75	6.30	23.60	28.20	467	12.98	16.68	934	19.07	28.24	1060
372	3.79	13.20	50.00	46.77	462	36.58	43.30	-	-	-	2000
373	3.82	4.90	18.70	22.94	459	7.34	10.70	917	10.75	18.32	850
374	3.85	5.50	21.20	22.68	454	9.51	12.92	908	14.10	22.08	900
375	3.85	9.75	37.50	45.81	455	26.85	31.85	-	-	-	1700
376	3.94	7.10	28.00	33.31	444	16.32	20.28	888	23.37	33.83	1250
377	3.94	8.00	31.50	37.13	444	19.92	24.17	-	-	-	1400
378	4.00	5.90	23.60	28.47	438	11.46	15.09	875	16.96	25.67	1060
379	4.00	12.50	50.00	47.21	438	34.69	40.96	-	-	-	2000
380	4.02	4.65	18.70	23.10	435	6.38	9.70	870	9.21	16.60	850
381	4.05	9.25	37.50	46.14	432	25.11	29.91	-	-	-	1700
382	4.08	5.20	21.20	22.88	429	8.39	11.75	858	12.40	20.12	900
383	4.17	9.00	37.50	46.30	420	24.22	28.93	-	-	-	1700
384	4.18	6.70	28.00	33.57	419	14.81	18.68	838	21.52	31.40	1250
385	4.20	7.50	31.50	37.46	417	18.07	22.18	-	-	-	1400
386	4.24	11.80	50.00	47.66	413	32.69	38.54	-	-	-	2000
387	4.25	4.40	18.70	23.27	412	5.42	8.71	824	7.63	14.86	850
388	4.29	5.50	23.60	28.73	408	9.92	13.48	816	14.71	23.03	1060
389	4.33	4.90	21.20	23.07	404	7.26	10.58	809	10.63	18.12	900
390	4.41	8.50	37.50	46.64	397	22.40	26.94	-	-	-	1700
391	4.42	11.30	50.00	47.98	396	31.19	36.78	-	-	-	2000
392	4.44	6.30	28.00	33.83	394	13.28	17.06	788	19.51	28.88	1250
393	4.44	7.10	31.50	37.73	394	16.57	20.58	789	23.72	34.32	1400
394	4.54	5.20	23.60	28.93	386	8.76	12.26	771	12.94	20.99	1060
395	4.56	4.65	21.20	23.23	384	6.31	9.60	768	9.11	16.42	900
396	4.59	10.90	50.00	48.23	382	29.96	35.34	-	-	-	2000
397	4.69	8.00	37.50	46.97	373	20.54	24.92	-	-	-	1700
398	4.70	6.70	31.50	37.99	372	15.04	18.96	744	21.84	31.87	1400
399	4.75	5.90	28.00	34.10	369	11.73	15.43	738	17.35	26.27	1250
400	4.82	4.40	21.20	23.40	363	5.36	8.61	726	7.55	14.69	900

5V & 5VX BELTS

5V & 5VX BELTS

	Ratio	Pitch Driver	Pitch Driven	Center Distance	RPM Driver = 1750			RPM Driver = 3500			*Belt Number
		in	in	in	Driven	HP / Belt		RPM	HP / Belt		
					RPM	5V	5VX		5V	5VX	
401	4.82	4.90	23.60	29.13	363	7.58	11.04	727	11.10	18.91	1060
402	4.85	10.30	50.00	48.61	361	28.04	33.14	-	-	-	2000
403	5.00	6.30	31.50	38.25	350	13.48	17.32	700	19.81	29.32	1400
404	5.00	7.50	37.50	47.30	350	18.64	22.88	-	-	-	1700
405	5.08	4.65	23.60	29.29	345	6.59	10.02	690	9.52	17.14	1060
406	5.09	5.50	28.00	34.36	344	10.16	13.79	688	15.06	23.57	1250
407	5.13	9.75	50.00	48.96	341	26.22	31.09	-	-	-	2000
408	5.28	7.10	37.50	47.56	331	17.09	21.23	663	24.48	35.41	1700
409	5.34	5.90	31.50	38.51	328	11.91	15.67	656	17.62	26.67	1400
410	5.36	4.40	23.60	29.46	326	5.60	8.99	653	7.89	15.34	1060
411	5.38	5.20	28.00	34.56	325	8.97	12.55	650	13.25	21.48	1250
412	5.41	9.25	50.00	49.28	324	24.52	29.20	-	-	-	2000
413	5.56	9.00	50.00	49.43	315	23.65	28.24	-	-	-	2000
414	5.60	6.70	37.50	47.82	313	15.52	19.56	625	22.55	32.89	1700
415	5.71	4.90	28.00	34.75	306	7.76	11.30	613	11.37	19.36	1250
416	5.73	5.50	31.50	38.78	306	10.32	14.00	611	15.29	23.93	1400
417	5.88	8.50	50.00	49.75	298	21.87	26.30	-	-	-	2000
418	5.95	6.30	37.50	48.09	294	13.92	17.88	588	20.45	30.26	1700
419	6.02	4.65	28.00	38.60	291	6.90	10.48	581	9.97	17.94	1320
420	6.06	5.20	31.50	44.24	289	9.36	13.09	578	13.83	22.41	1500
421	6.25	8.00	50.00	50.07	280	20.06	24.34	-	-	-	2000
422	6.36	4.40	28.00	38.77	275	5.86	9.41	550	8.27	16.06	1320
423	6.36	5.90	37.50	53.60	275	12.56	16.52	551	18.59	28.12	1800
424	6.43	4.90	31.50	44.44	272	8.10	11.79	544	11.87	20.20	1500
425	6.67	7.50	50.00	50.38	263	18.21	22.34	-	-	-	2000
426	6.77	4.65	31.50	44.60	258	7.05	10.70	517	10.18	18.32	1500
427	6.82	5.50	37.50	53.87	257	10.88	14.77	513	16.14	25.24	1800
428	7.04	7.10	50.00	50.63	249	16.69	20.73	497	23.91	34.58	2000
429	7.16	4.40	31.50	49.98	244	6.12	9.82	489	8.63	16.77	1600
430	7.21	5.20	37.50	59.28	243	9.78	13.69	485	14.46	23.43	1900
431	7.46	6.70	50.00	50.88	235	15.16	19.10	469	22.02	32.12	2000
432	7.65	4.90	37.50	64.66	229	8.60	12.52	457	12.60	21.45	2000
433	7.94	6.30	50.00	51.14	221	13.60	17.46	441	19.98	29.56	2000
434	8.06	4.65	37.50	64.83	217	7.49	11.37	434	10.81	19.45	2000
435	8.47	5.90	50.00	51.39	207	12.01	15.80	413	17.78	26.89	2000
436	8.52	4.40	37.50	65.00	205	6.36	10.21	411	8.97	17.43	2000
437	9.09	5.50	50.00	51.64	193	10.41	14.12	385	15.43	24.14	2000
438	9.62	5.20	50.00	51.83	182	9.19	12.86	364	13.58	22.01	2000
439	10.20	4.90	50.00	52.02	172	7.96	11.58	343	11.66	19.84	2000
440	10.75	4.65	50.00	52.17	163	6.92	10.51	326	10.00	17.99	2000
441	11.36	4.40	50.00	52.33	154	5.88	9.44	308	8.30	16.11	2000

* - See page 18

8V BELTS

	Ratio	Pitch Driver	Pitch Driven	Center Distance	RPM Driver = 870		RPM Driver = 1160		RPM Driver = 1750		*Belt Number
					Driven	HP / Belt	Driven	HP / Belt	Driven	HP / Belt	
		in.	in.	in	RPM	8V	RPM	8V	RPM	8V	
1	1.00	12.50	12.50	33.38	870	31.71	1160	38.57	1750	46.05	1060
2	1.00	13.20	13.20	38.28	870	35.70	1160	43.39	1750	51.41	1180
3	1.00	14.00	14.00	37.02	870	39.58	1160	48.02	1750	56.24	1180
4	1.00	15.00	15.00	38.95	870	44.74	1160	54.09	-	-	1250
5	1.00	16.00	16.00	44.88	870	50.32	1160	60.56	-	-	1400
6	1.00	17.00	17.00	43.31	870	54.98	1160	65.80	-	-	1400
7	1.00	18.00	18.00	46.74	870	60.16	1160	71.55	-	-	1500
8	1.00	19.00	19.00	50.17	870	65.27	1160	77.08	-	-	1600
9	1.00	20.00	20.00	53.60	870	70.29	1160	82.35	-	-	1700
10	1.00	21.20	21.20	56.72	870	76.05	1160	88.17	-	-	1800
11	1.00	22.40	22.40	59.83	870	81.66	-	-	-	-	1900
12	1.05	19.00	20.00	49.38	827	66.01	1102	78.10	-	-	1600
13	1.06	12.50	13.20	32.82	824	32.54	1098	39.68	1657	47.76	1060
14	1.06	13.20	14.00	37.65	820	36.60	1094	44.60	1650	53.27	1180
15	1.06	16.00	17.00	44.09	819	51.22	1092	61.77	-	-	1400
16	1.06	17.00	18.00	47.52	822	56.43	1096	67.67	-	-	1500
17	1.06	18.00	19.00	50.95	824	61.58	1099	73.37	-	-	1600
18	1.06	20.00	21.20	52.65	821	71.12	1094	83.49	-	-	1700
19	1.06	21.20	22.40	55.77	823	76.84	1098	89.25	-	-	1800
20	1.07	14.00	15.00	36.23	812	40.58	1083	49.36	1633	58.33	1180
21	1.07	15.00	16.00	41.66	816	46.08	1088	55.85	-	-	1320
22	1.11	18.00	20.00	50.16	783	62.14	1044	74.15	-	-	1600
23	1.11	22.40	24.80	62.94	786	83.56	-	-	-	-	2000
24	1.12	12.50	14.00	32.19	777	33.20	1036	40.58	1563	49.15	1060
25	1.12	17.00	19.00	46.73	778	57.01	1038	68.47	-	-	1500
26	1.12	19.00	21.20	53.43	780	67.28	1040	79.72	-	-	1700
27	1.12	20.00	22.40	56.70	777	72.33	1036	85.04	-	-	1800
28	1.13	15.00	17.00	40.87	768	46.71	1024	56.70	-	-	1320
29	1.13	16.00	18.00	43.30	773	51.82	1031	62.60	-	-	1400
30	1.14	13.20	15.00	36.85	766	37.34	1021	45.61	1540	54.85	1180
31	1.14	14.00	16.00	38.94	761	41.62	1015	50.73	1531	60.30	1250
32	1.17	21.20	24.80	58.86	744	78.37	992	91.27	-	-	1900
33	1.18	17.00	20.00	45.93	740	57.39	986	69.01	-	-	1500
34	1.18	18.00	21.20	49.20	739	62.57	985	74.76	-	-	1600
35	1.18	19.00	22.40	52.47	738	67.67	984	80.28	-	-	1700
36	1.19	16.00	19.00	42.50	733	52.21	977	63.14	-	-	1400
37	1.20	12.50	15.00	31.39	725	33.72	967	41.30	1458	50.29	1060
38	1.20	15.00	18.00	40.07	725	47.11	967	57.25	-	-	1320
39	1.21	13.20	16.00	36.05	718	37.80	957	46.24	1444	55.86	1180
40	1.21	14.00	17.00	38.14	716	42.03	955	51.29	1441	61.21	1250
41	1.24	18.00	22.40	48.24	699	62.81	932	75.11	-	-	1600
42	1.24	20.00	24.80	54.78	702	72.88	935	85.85	-	-	1800
43	1.25	16.00	20.00	46.70	696	53.09	928	64.25	-	-	1500
44	1.25	17.00	21.20	44.96	698	57.66	930	69.39	-	-	1500
45	1.27	15.00	19.00	43.26	687	47.85	916	58.20	-	-	1400
46	1.28	12.50	16.00	36.59	680	34.70	906	42.54	1367	51.99	1180
47	1.29	13.20	17.00	35.24	676	38.07	901	46.61	1359	56.48	1180
48	1.29	14.00	18.00	37.33	677	42.27	902	51.63	1361	61.78	1250
49	1.31	19.00	24.80	50.53	667	67.99	889	80.77	-	-	1700
50	1.32	17.00	22.40	49.00	660	58.46	880	70.41	-	-	1600

* - See page 18

8V BELTS

	Ratio	Pitch Driver	Pitch Driven	Center Distance	RPM Driver = 870		RPM Driver = 1160		RPM Driver = 1750		*Belt Number
		in.	in.	in.	Driven	HP / Belt	Driven	HP / Belt	Driven	HP / Belt	
					RPM	8V	RPM	8V	RPM	8V	
51	1.33	15.00	20.00	42.45	653	47.99	870	58.40	-	-	1400
52	1.33	16.00	21.20	45.72	657	53.25	875	64.49	-	-	1500
53	1.34	22.40	30.00	64.75	650	85.04	-	-	-	-	2120
54	1.36	12.50	17.00	35.77	640	34.88	853	42.80	1287	52.43	1180
55	1.36	13.20	18.00	37.93	638	38.63	851	47.33	1283	57.46	1250
56	1.36	14.00	19.00	40.02	641	42.83	855	52.34	1289	62.76	1320
57	1.38	18.00	24.80	51.29	631	63.64	842	76.19	-	-	1700
58	1.40	16.00	22.40	44.74	621	53.29	829	64.58	-	-	1500
59	1.41	15.00	21.20	41.47	616	48.04	821	58.50	-	-	1400
60	1.42	21.20	30.00	59.65	615	79.31	820	92.57	-	-	2000
61	1.43	14.00	20.00	39.20	609	42.87	812	52.42	1225	62.95	1320
62	1.44	12.50	18.00	34.95	604	34.95	806	42.92	1215	52.66	1180
63	1.44	13.20	19.00	37.11	604	38.68	806	47.42	1216	57.67	1250
64	1.46	17.00	24.80	47.03	596	58.46	795	70.46	-	-	1600
65	1.49	15.00	22.40	45.49	583	48.67	777	59.29	-	-	1500
66	1.50	20.00	30.00	55.52	580	73.48	773	86.71	-	-	1900
67	1.51	14.00	21.20	42.21	575	43.36	766	53.04	1156	63.77	1400
68	1.52	12.50	19.00	37.63	572	35.37	763	43.45	1151	53.38	1250
69	1.52	13.20	20.00	36.28	574	38.67	766	47.42	1155	57.74	1250
70	1.55	16.00	24.80	47.77	561	53.86	748	65.30	-	-	1600
71	1.58	19.00	30.00	56.27	551	69.10	735	82.20	-	-	1900
72	1.58	22.40	35.50	66.22	549	85.37	-	-	-	-	2240
73	1.60	12.50	20.00	36.80	544	35.34	725	43.42	1094	53.39	1250
74	1.60	14.00	22.40	41.21	544	43.29	725	52.97	1094	63.74	1400
75	1.61	13.20	21.20	38.79	542	39.05	722	47.90	1090	58.37	1320
76	1.65	15.00	24.80	43.48	526	48.47	702	59.08	-	-	1500
77	1.67	18.00	30.00	51.97	522	63.87	696	76.54	-	-	1800
78	1.67	21.20	35.50	61.07	520	79.46	693	92.84	-	-	2120
79	1.70	12.50	21.20	35.78	513	35.24	684	43.32	1032	53.31	1250
80	1.70	13.20	22.40	37.77	513	38.94	684	47.78	1031	58.26	1320
81	1.76	17.00	30.00	52.70	493	59.27	657	71.49	-	-	1800
82	1.77	14.00	24.80	44.21	491	43.69	655	53.47	988	64.43	1500
83	1.78	20.00	35.50	61.95	490	74.28	654	87.71	-	-	2120
84	1.79	12.50	22.40	38.28	485	35.55	647	43.70	977	53.82	1320
85	1.79	22.40	40.00	68.45	487	85.48	-	-	-	-	2360
86	1.87	19.00	35.50	56.62	466	68.92	621	82.03	-	-	2000
87	1.88	13.20	24.80	39.75	463	39.15	617	48.06	931	58.66	1400
88	1.88	16.00	30.00	48.38	464	53.85	619	65.34	-	-	1700
89	1.89	21.20	40.00	63.26	461	79.51	615	92.93	-	-	2240
90	1.97	18.00	35.50	57.33	441	64.38	588	77.19	-	-	2000
91	1.98	12.50	24.80	40.25	439	35.74	585	43.95	882	54.16	1400
92	1.99	22.40	44.50	71.63	438	85.63	-	-	-	-	2500
93	2.00	15.00	30.00	49.10	435	49.08	580	59.85	-	-	1700
94	2.00	20.00	40.00	64.12	435	74.31	580	87.76	-	-	2240
95	2.09	17.00	35.50	52.98	417	58.98	555	71.17	-	-	1900
96	2.10	21.20	44.50	65.39	414	79.46	553	92.88	-	-	2360
97	2.11	19.00	40.00	58.75	413	68.90	551	82.03	-	-	2120
98	2.14	14.00	30.00	44.74	406	43.54	541	53.32	817	64.33	1600
99	2.22	16.00	35.50	53.69	392	54.27	523	65.86	-	-	1900
100	2.22	18.00	40.00	59.45	392	64.35	522	77.17	-	-	2120

* - See page 18

8V BELTS

8V BELTS

	Ratio	Pitch Driver	Pitch Driven	Center Distance	RPM Driver = 870		RPM Driver = 1160		RPM Driver = 1750		*Belt Number
					Driven	HP / Belt	Driven	HP / Belt	Driven	HP / Belt	
		in.	in.	in	RPM	8V	RPM	8V	RPM	8V	
101	2.23	20.00	44.50	66.23	391	74.25	521	87.71	-	-	2360
102	2.27	13.20	30.00	45.31	383	39.63	510	48.67	770	59.46	1600
103	2.34	19.00	44.50	60.82	371	68.81	495	81.93	-	-	2240
104	2.35	17.00	40.00	54.03	370	58.76	493	70.91	-	-	2000
105	2.37	15.00	35.50	49.29	368	48.74	490	59.44	-	-	1800
106	2.37	22.40	53.00	71.68	368	84.80	-	-	-	-	2650
107	2.40	12.50	30.00	40.70	363	35.52	483	43.69	729	53.89	1500
108	2.47	18.00	44.50	61.51	352	64.27	469	77.07	-	-	2240
109	2.50	16.00	40.00	54.72	348	54.06	464	65.61	-	-	2000
110	2.50	21.20	53.00	72.51	348	79.77	464	93.26	-	-	2650
111	2.54	14.00	35.50	49.99	343	43.89	457	53.76	690	64.89	1800
112	2.62	17.00	44.50	62.20	332	59.61	443	71.95	-	-	2240
113	2.65	20.00	53.00	73.34	328	74.55	438	88.07	-	-	2650
114	2.67	15.00	40.00	55.42	326	49.26	435	60.09	-	-	2000
115	2.69	13.20	35.50	45.40	323	39.26	431	48.21	651	58.94	1700
116	2.78	16.00	44.50	56.72	313	53.95	417	65.48	-	-	2120
117	2.79	19.00	53.00	66.30	312	68.82	416	81.95	-	-	2500
118	2.81	22.40	63.00	80.40	309	85.18	-	-	-	-	3000
119	2.84	12.50	35.50	45.88	306	35.82	408	44.07	616	54.38	1700
120	2.86	14.00	40.00	50.95	305	43.66	406	53.48	613	64.57	1900
121	2.94	18.00	53.00	66.98	295	64.28	394	77.09	-	-	2500
122	2.97	15.00	44.50	57.40	293	49.16	391	59.97	-	-	2120
123	2.97	21.20	63.00	81.21	293	80.14	390	93.71	-	-	3000
124	3.03	13.20	40.00	51.49	287	39.75	383	48.81	578	59.68	1900
125	3.12	17.00	53.00	67.66	279	59.63	372	71.98	-	-	2500
126	3.15	20.00	63.00	82.03	276	74.91	368	88.50	-	-	3000
127	3.17	22.40	71.00	90.93	274	86.10	-	-	-	-	3350
128	3.18	14.00	44.50	58.08	274	44.28	365	54.24	551	65.50	2120
129	3.20	12.50	40.00	51.97	272	36.27	363	44.63	547	55.08	1900
130	3.31	16.00	53.00	68.33	263	54.88	350	66.62	-	-	2500
131	3.32	19.00	63.00	72.28	262	68.70	350	81.81	-	-	2800
132	3.35	21.20	71.00	91.74	260	81.02	346	94.74	-	-	3350
133	3.37	13.20	44.50	52.37	258	39.49	344	48.50	519	59.30	2000
134	3.50	18.00	63.00	72.94	249	64.18	331	76.98	-	-	2800
135	3.53	15.00	53.00	61.69	246	48.99	328	59.77	-	-	2360
136	3.55	20.00	71.00	82.11	245	74.05	327	87.50	-	-	3150
137	3.56	12.50	44.50	52.83	244	36.04	326	44.34	492	54.72	2000
138	3.71	17.00	63.00	73.61	235	59.54	313	71.88	-	-	2800
139	3.74	19.00	71.00	82.77	233	69.60	310	82.89	-	-	3150
140	3.79	14.00	53.00	62.36	230	44.13	306	54.07	462	65.29	2360
141	3.94	16.00	63.00	74.27	221	54.80	295	66.53	-	-	2800
142	3.94	18.00	71.00	83.43	221	65.03	294	78.00	-	-	3150
143	4.02	13.20	53.00	62.88	217	40.18	289	49.36	436	60.37	2360
144	4.18	17.00	71.00	84.09	208	60.35	278	72.85	-	-	3150
145	4.20	15.00	63.00	74.93	207	49.96	276	60.95	-	-	2800
146	4.24	12.50	53.00	63.35	205	36.68	274	45.13	413	55.72	2360
147	4.44	16.00	71.00	84.74	196	55.55	261	67.44	-	-	3150
148	4.50	14.00	63.00	75.58	193	45.02	258	55.15	389	66.62	2800
149	4.73	15.00	71.00	85.40	184	50.65	245	61.80	-	-	3150
150	4.77	13.20	63.00	76.11	182	41.00	243	50.36	367	61.60	2800

* - See page 18

8V BELTS

	Ratio	Pitch Driver	Pitch Driven	Center Distance	RPM Driver = 870		RPM Driver = 1160		RPM Driver = 1750		*Belt Number
					Driven	HP / Belt	Driven	HP / Belt	Driven	HP / Belt	
		in.	in.	in	RPM	8V	RPM	8V	RPM	8V	
151	5.04	12.50	63.00	76.57	173	37.44	230	46.06	347	56.87	2800
152	5.07	14.00	71.00	86.06	172	45.65	229	55.93	345	67.56	3150
153	5.38	13.20	71.00	86.58	162	41.58	216	51.08	325	62.48	3150
154	5.68	12.50	71.00	87.04	153	37.97	204	46.72	308	57.69	3150

* - See page 18



Contact your nearest Baldor Sales Office at these World Wide locations.

UNITED STATES

ARIZONA

Phoenix
Power Reps, Inc.
4211 South 43rd Place
Phoenix, AZ 85040
Tel.: 602-470-0407
Fax: 602-470-0464

ARKANSAS

Clarksville
Wade Black & Associates, Inc.
1001 College Avenue
Clarksville, AR 72830
Tel.: 479-754-9108
Fax: 479-754-9205

CALIFORNIA

Hayward
Golden Gate Baldor
21056 Forbes Street
Hayward, CA 94545-1116
Tel.: 510-785-9900
Fax: 510-785-9910

Commerce
Power Reps, Inc.
6480 Flotilla St.
Commerce, CA 90040
Tel.: 323-724-6771
Fax: 323-721-5859

COLORADO

Denver
Rocky Mountain Baldor, Inc.
3855 Forest Street
Denver, CO 80207
Tel.: 303-623-0127
Fax: 303-595-1772

CONNECTICUT

Wallingford
EMS, Inc.
65 S. Turnpike Road
Wallingford, CT 06492
Tel.: 203-269-1354
Fax: 203-269-5485

FLORIDA

Tampa
J.K. Kessler & Assoc. Inc.
3906 East 11th Avenue
Tampa, FL 33605
Tel.: 813-248-5078
Fax: 813-247-2984

GEORGIA

Alpharetta
Sarka Sales Agency, Inc.
62 Technology Drive
Alpharetta, GA 30005
Tel.: 770-772-7000
Fax: 770-772-7200

ILLINOIS

Bolingbrook
Windy City Baldor, Inc.
340 Remington Blvd.
Bolingbrook, IL 60440
Tel.: 630-296-1400
Fax: 630-226-9420

INDIANA

Indianapolis
The Scott Group, Inc.
5525 W. Minnesota St.
Indianapolis, IN 46241
Tel.: 317-246-5100
Fax: 317-246-5110

IOWA

Des Moines
Baldor Industrial Solutions
1800 Dixon St., Suite C
Des Moines, IA 50316
Tel.: 515-263-6929
Fax: 515-263-6515

MARYLAND

Elkridge
Baldor of Baltimore, LLC
6660 Santa Barbara Road,
Suite 22-24
Elkridge, MD 21075
Tel.: 410-579-2135
Fax: 410-579-2677

MASSACHUSETTS

Worcester
Redman & Associates
6 Pullman Street
Worcester, MA 01606
Tel.: 508-854-0708
Fax: 508-854-0291

MICHIGAN

Sterling Heights
Industrial Rotating Products
5993 Progress Drive
Sterling Heights, MI 48312
Tel.: 586-978-9800
Fax: 586-978-9969

MINNESOTA

Rogers
Perkins Power-Motion Products
21080 134th Ave. North
Rogers, MN 55374
Tel.: 763-428-3633
Fax: 763-428-4551

MISSOURI

Kansas City
RPM Solutions
1501 Bedford Ave.
Kansas City, MO 64116
Tel.: 816-587-0272
Fax: 816-587-3735

St. Louis
Alderson Industrial Sales, Inc.
10254 Page Industrial Drive
St. Louis, MO 63132-1314
Tel.: 314-426-0606
Fax: 314-426-0607

NEW JERSEY

Pennsauken
Childs & Assoc., Inc.
1035 Thomas Busch Hwy
Pennsauken, NJ 08110
Tel.: 856-661-1442
Fax: 856-663-6363

NEW YORK

Auburn
Baldor NY - Penn Inc.
One Ellis Drive
Auburn, NY 13021
Tel.: 315-255-3403
Fax: 315-253-9923

NORTH CAROLINA

Greensboro
Motion Resources, Inc.
1220 Rotherwood Road
Greensboro, NC 27406
Tel.: 336-272-6104
Fax: 336-273-6628

OHIO

West Chester
Baldor Cincinnati, Inc.
2929 Crescentville Road
West Chester, OH 45069
Tel.: 513-771-2600
Fax: 513-772-2219

Macedonia
Engineered Sales, Inc.
8929 Freeway Drive
Macedonia, OH 44056
Tel.: 330-468-4777
Fax: 330-468-4778

OKLAHOMA

Tulsa
Baldor Oklahoma
7170 S. Braden, Suite 140
Tulsa, OK 74136
Tel.: 918-366-9320
Fax: 918-366-9338

OREGON

Tualatin
D.L. Hermanson & Assoc.
20393 SW Avery Court
Tualatin, OR 97062
Tel.: 503-691-9010
Fax: 503-691-9012

PENNSYLVANIA

New Kensington
Baldor Pittsburgh
159 Prominence Drive
New Kensington, PA 15068
Tel.: 724-889-0092
Fax: 724-889-0094

TENNESSEE

Memphis
Baldor Power Solutions, LLC
3126 Norbrook Dr.
Memphis, TN 38116
Tel.: 901-346-4722
Fax: 901-346-4725

TEXAS

Dallas
Kilpatrick Sales
2920 114th St - Suite 100
Grand Prairie, TX 75050
Tel.: 214-634-7271
Fax: 214-634-8874

Houston
Baldor Electric of
Southern Texas
10355 W. Little York Road,
Suite 300
Houston, TX 77041
Tel.: 281-977-6500
Fax: 281-977-6510

UTAH

Salt Lake City
Rocky Mountain Baldor, Inc.
2230 South Main St.
Salt Lake City, UT 84115
Tel.: 801-832-0127
Fax: 801-832-8911

WISCONSIN

New Berlin
Baldor Power Solutions, LLC
1960 South Calhoun Road
New Berlin, WI 53151
Tel.: 262-784-5940
Fax: 262-784-1215

CANADA

ALBERTA

Edmonton
Baldor Motors & Drives
(Alberta), Ltd.
4053 92 Street
Edmonton, Alberta
T6E 6R8
Tel.: 780-434-4900
Fax: 780-438-2600

BRITISH COLUMBIA

Port Coquitlam
Canadian Electro Drive
(1982), Ltd.
1538 Kebet Way
Port Coquitlam, BC V3C 5M5
Tel.: 604-421-2822
Fax: 604-421-3113

MANITOBA

Winnipeg
Industrial Agencies
54 Princess Street
Winnipeg, MB R3B 1K2
Tel.: 204-942-5205
Fax: 204-956-4251

ONTARIO

Toronto
Baldor Electric Ontario, Inc.
2750 Coventry Road
Oakville, ON L6H 6R1
Tel.: 905-829-3301
Fax: 905-829-3302

QUEBEC

Montreal
Baldor Quebec Atlantique inc.
5155, rue J.A. Bombardier
Saint-Hubert, QC J3Z 1G4
Tel.: 514-933-2711
Fax: 514-933-8639

MEXICO

Baldor Sales Office
Oficina Corporativa de Ventas y
Centro de Distribución
Blvd. al Aeropuerto Km. 2
Col. San José El Alto
León, Gto. CP 37545
Tel. (47) 7761 2030
Fax (47) 7761 2010



ISO
9001:2008



World Headquarters

P.O. Box 2400, Fort Smith, AR 72902-2400 U.S.A.,

Ph: 479-646-4711, Fax 479-648-5792, International Fax 479-648-5895

www.baldor.com • www.maskapulley.com

